

L&G All Commodities UCITS ETF

ETF (UCITS compliant) USD Accumulating ETF Class



FUND AIM

The L&G All Commodities UCITS ETF (the "ETF") aims to track the performance of the Bloomberg Commodity Index Total Return (the "Index"). More information on the Index can be found on page 2 of this document.

RISK AND REWARD PROFILE



This ETF is rated 5 due to the nature of its investments and its risks.

The rating is calculated based on historical data and may not be a reliable indication of the ETF's future risk profile.

The risk category may shift over time.

The lowest category on the above scale does not mean "risk free".

WHO IS THIS FUND FOR?

- This ETF is designed for investors: (1) looking to grow their money in an investment which can form part of their existing savings portfolio; and (2) familiar with commodity futures contracts and the particular features of the Index, including spot, roll and collateral return.
- Although investors can take their money out at any time, this ETF may not be appropriate for those who plan to withdraw their money within five years
- If you do not understand the information in this document, the key investor information document or the prospectus, we recommend that you seek additional information or advice to help you decide if this ETF is suitable for you

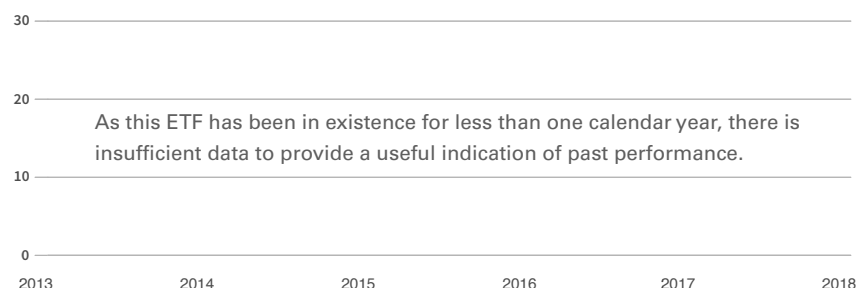
FUND FACTS

| | | |
|--------------|---------------|--|
| Fund size | Base currency | Index |
| \$21.8m | USD | Bloomberg Commodity Index Total Return USD |
| Listing date | Domicile | Index ticker |
| 11 Jul 2017 | Ireland | BCOMTR |
| | | Replication method |
| | | Synthetic - unfunded swap backed by collateral |

COSTS

Total expense ratio
0.30%

PERFORMANCE (%)



| | 1 month | 6 months | 1 year | 3 years | Launch |
|----------|---------|----------|--------|---------|--------|
| ■ NAV | - | - | - | - | - |
| ■ Index | - | - | - | - | - |
| Relative | - | - | - | - | - |

FUND SNAPSHOT

- **Broad commodities exposure**
Basket of short-dated commodity futures
- **Diversification**
Commodities are a distinct asset class with returns that are largely independent of stock and bond returns
- **Inflation hedge**
Commodity indices tend to benefit from rising inflation

ANNUAL PERFORMANCE (%)

| 12 months to 30 June | 2018 | 2017 | 2016 | 2015 | 2014 |
|----------------------|------|------|------|------|------|
| NAV | - | - | - | - | - |
| Index | - | - | - | - | - |
| Relative | - | - | - | - | - |

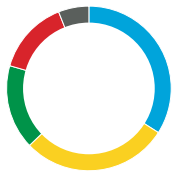
Performance for the USD Accumulating ETF class, listed on 11 July 2017. Source: LGIM. Performance assumes all ETF charges have been taken and that all income generated by the investments, after deduction of tax, remains in the ETF.

Past performance is not a guide to future returns. The value of your investment and any income taken from it is not guaranteed and may go up and down.

INDEX BREAKDOWN

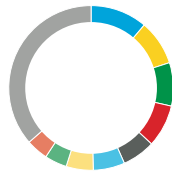
The breakdowns below relate to the Index.

All data source LGIM unless otherwise stated. Totals may not sum to 100% due to rounding.



SECTOR (%)

| | |
|-------------------|------|
| Energy | 34.0 |
| Agriculture | 28.8 |
| Industrial Metals | 16.6 |
| Precious Metals | 14.6 |
| Livestock | 6.0 |



COMMODITY (%)

| | |
|-------------------|------|
| Gold | 11.2 |
| Brent Crude | 8.9 |
| WTI Crude Oil | 8.5 |
| Natural Gas | 8.4 |
| Copper (COMEX) | 6.5 |
| Corn | 6.2 |
| Soybeans | 5.3 |
| Unleaded Gasoline | 4.4 |
| Aluminum | 4.3 |
| Other | 36.4 |



■ Top 10 constituents 67.6%
 ■ Rest of Index 32.4%
 No. of constituents in Index 37

TOP 10 CONSTITUENTS (%)

| | |
|-------------------|------|
| Gold | 11.2 |
| Brent Crude | 8.9 |
| WTI Crude Oil | 8.5 |
| Natural Gas | 8.4 |
| Copper (COMEX) | 6.5 |
| Corn | 6.2 |
| Soybeans | 5.3 |
| Unleaded Gasoline | 4.4 |
| Aluminum | 4.3 |
| Heating Oil | 3.9 |

INDEX DESCRIPTION

The Index provides broad-based exposure to commodities as an asset class. The Index provides broad-based exposure to commodities via a diversified basket of short-dated commodity futures.

The Index provides a return equivalent to a fully "collateralised" investment in a diversified portfolio of commodity "futures contracts" across the following sectors: (1) Energy; (2) Precious Metals; (3) Industrial Metals; (4) Livestock; (5) Grains; and (6) Softs. Within the Index, the commodities are weighted according to their relative "liquidity" (a measure of how actively a commodity has historically traded) and "economic significance" (determined by reference to historical production levels). The Index return is comprised of: (1) the "spot" return which reflects the day-to-day changes in the prices of the commodity futures contracts; (2) the "roll" return associated with periodically selling the futures contracts that are nearing their expiry dates with later dated equivalents in order to maintain exposure to the commodity futures on an ongoing basis; and (3) the "collateral" return which reflects the interest that a commodity investor would earn where they deposit with a bank (for safe keeping) the cash that they will need to settle the contract at the future delivery date.

INVESTMENT MANAGER

GO ETF Solutions LLP is the investment manager for each of the exchange traded funds (ETFs) issued by Legal & General UCITS ETF Plc and is responsible for the day-to-day investment management decisions for this ETF. The team is highly experienced with respect to all aspects relating to the management of an ETF portfolio, including collateral management, OTC swap trading, adherence to UCITS regulations and counterparty exposure and monitoring.

KEY RISKS

- An investment in the ETF involves a significant degree of risk. Any decision to invest should be based on the information contained in the relevant prospectus. Prospective investors should obtain their own independent accounting, tax and legal advice and should consult their own professional advisers to ascertain the suitability of the ETF as an investment.
- Market trading in commodity futures contracts can be extremely “volatile.” This means that the prices of the futures contracts comprised in the Index may fluctuate rapidly based on numerous factors, including supply and demand relationships, weather, agriculture, trade, economic or political events, technological developments, interest rates and governmental policies.
- If a swap counterparty is no longer willing or able to continue entering into swaps with the ETF, the ETF will not be able to continue tracking the Index.
- If a swap counterparty increases the cost of entering into swaps with the ETF, the ETF’s performance will be negatively impacted.
- Third party service providers (such as swap counterparties or the ETF’s depository) may go bankrupt and fail to pay money due to the ETF or return property belonging to the ETF.
- If the Index provider stops calculating the Index or if the ETF’s license to track the Index is terminated, the ETF may have to be closed.
- It may not always be possible to buy and sell ETF shares on a stock exchange or at prices closely reflecting the NAV.
- There is no capital guarantee or protection on the value of the ETF. Investors can lose all the capital invested in the ETF.
- Please refer to the “Risk Factors” section of the Issuer’s Prospectus and the Fund Supplement.

For more information, please refer to the key investor information document on our website [↗](#)

TRADING INFORMATION

| Exchange | Currency | ISIN | SEDOL | Ticker | Bloomberg |
|-----------------------|----------|--------------|---------|--------|-----------|
| London Stock Exchange | USD | IE00BF0BCP69 | BF0BCP6 | BCOM | BCOM LN |
| London Stock Exchange | GBP | IE00BF0BCP69 | BYXYX29 | BCOG | BCOG LN |
| Deutsche Börse | EUR | DE000A2DQ7P3 | BD09HQ2 | ETLF | ETLF GY |

The currency shown is the trading currency of the listing.



SPOTLIGHT ON LEGAL & GENERAL INVESTMENT MANAGEMENT

We are one of Europe’s largest asset managers and a major global investor, with assets under management of £983.3 billion (as at 31 December 2017). We work with a wide range of global clients, including pension schemes, sovereign wealth funds, fund distributors and retail investors.

Assets under management include derivative positions and assets managed by LGIMA, an SEC Registered Investment Advisor.

COUNTRY REGISTRATION

| | | |
|----------------|------------|-------------|
| Austria | Denmark | Finland |
| France | Germany | Ireland |
| Italy | Luxembourg | Netherlands |
| Norway | Spain | Sweden |
| United Kingdom | | |

AVAILABILITY

| | |
|--------------------------|-----|
| ISA eligible | Yes |
| SIPP eligible | Yes |
| UK Fund Reporting Status | Yes |

TO FIND OUT MORE

Visit lgimETF.com

Call **0345 070 8684**

Email fundsales@lgim.com

Lines are open Monday to Friday 8.30am to 6.00pm. We may record and monitor calls. Call charges will vary.

Index Disclaimer

"Bloomberg®", "Bloomberg Commodity Index TOTAL RETURNSM" and "Bloomberg Commodity IndexSM" are service marks of Bloomberg Finance L.P. and its affiliates (collectively, "Bloomberg") and have been licensed for use for certain purposes by Legal & General UCITS ETF Plc (the "Issuer") and its affiliates. Although the L&G All Commodities UCITS ETF (the "ETF") issued by the Issuer is based on the Bloomberg Commodity IndexSM, neither Bloomberg nor UBS Securities LLC and its affiliates (collectively "UBS") are affiliated with the Issuer and Bloomberg and UBS do not approve, endorse, review, or recommend the ETF. Neither Bloomberg nor UBS guarantees the timeliness, accurateness, or completeness of any data or information relating to the Bloomberg Commodity IndexSM and make no representation regarding the advisability of investing in the ETF.

Important Information

Issued by LGIM ETF Managers Limited as management company for this fund. Registered in Ireland No. 454170. Registered Office: 6th Floor, 2 Grand Canal Square, Dublin, 2, Ireland. Authorised and Regulated by the Central Bank of Ireland No. C50537.

GO ETF Solutions LLP has been appointed as the discretionary investment manager for this Fund, it is authorised and regulated by the Financial Conduct Authority No.477266.

We are a member of the Irish Funds Association.

All features described in this factsheet are those current at the time of publication and may be changed in the future. Nothing in this factsheet should be construed as advice and it is therefore not a recommendation to buy or sell securities. If in doubt about the suitability of this product, you should seek professional advice. Copies of the prospectus, key investor information document, annual and semi-annual reports & accounts are available free of charge on request or at www.lgimETF.com.

This document is only directed at investors resident in jurisdictions where our funds are registered for sale. It is not an offer or invitation to persons outside of those jurisdictions.