

L&G Europe Equity (Responsible Exclusions) UCITS ETF

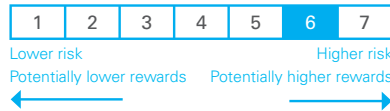


ETF (UCITS compliant) EUR Accumulating ETF Class

FUND AIM

L&G Europe Equity (Responsible Exclusions) UCITS ETF (the "ETF") aims to track the performance of the Foxberry Sustainability Consensus Europe Total Return Index (the "Index"). More information on the Index can be found on page 2 of this document.

RISK AND REWARD PROFILE



This ETF is rated 6 due to the nature of its investments and its risks.

The rating is calculated based on historical data and may not be a reliable indication of the ETF's future risk profile.

The risk category may shift over time.

The lowest category on the above scale does not mean "risk free."

WHO IS THIS FUND FOR?

- This ETF is designed for investors looking to grow their money in an investment which can form part of their existing savings portfolio
- Although investors can take their money out at any time, this ETF may not be appropriate for those who plan to withdraw their money within five years
- If you do not understand the information in this document, the key investor information document or the prospectus, we recommend that you seek additional information or advice to help you decide if this ETF is suitable for you.

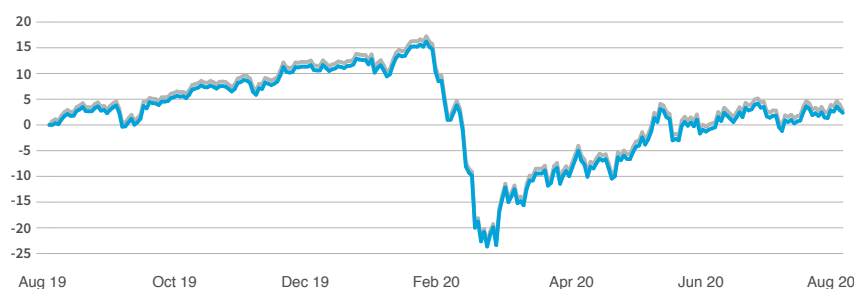
FUND FACTS

| | | | |
|------------------------------------|-----------------------------|---|--|
| Fund size €99.3m | Base currency EUR | Index Foxberry Sustainability Consensus Europe Total Return Index | |
| Listing date 17 Sep 2019 | Domicile Ireland | Index ticker FXBYSCEU | Replication method Physical - full replication |

COSTS

Total expense ratio
0.16%

PERFORMANCE (%) IN EUR



| | 1 month | 6 months | 1 year | 3 years | Launch |
|----------|---------|----------|--------|---------|--------|
| NAV | 2.97 | 0.77 | 1.75 | - | 2.52 |
| Index | 3.01 | 0.95 | 1.98 | - | 2.75 |
| Relative | -0.04 | -0.18 | -0.23 | - | -0.23 |

ANNUAL PERFORMANCE (%)

| 12 Months to 30 June | 2020 | 2019 | 2018 | 2017 | 2016 |
|----------------------|------|------|------|------|------|
| NAV | - | - | - | - | - |
| Index | - | - | - | - | - |
| Relative | - | - | - | - | - |

Performance for the EUR Accumulating ETF class, listed on 17 September 2019. Source: Lipper. Performance assumes all ETF charges have been taken and that all income generated by the investments, after deduction of tax, remains in the ETF.

Past performance is not a guide to the future.

FUND SNAPSHOT

- **Long-term allocation**
Allocating assets into companies with high score on sustainability factors
- **Impact investing**
Aims to incentivise companies to improve their sustainability ratings
- **Dynamic investment process**
The index consensus process can respond to new sustainability considerations, including sustainability and sector based activities, and have an impact where the data from sustainability research providers are sporadic, erratic, spurious and/or limited

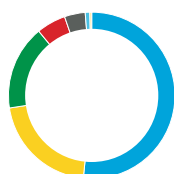
INDEX BREAKDOWN

The breakdowns below relate to the Index. The ETF's portfolio may deviate from the below. All data source LGIM unless otherwise stated. Totals may not sum to 100% due to rounding.



SECTOR (%)

| | |
|------------------------|------|
| Health Care | 16.1 |
| Financials | 16.1 |
| Industrials | 14.2 |
| Consumer Staples | 13.4 |
| Consumer Discretionary | 10.3 |
| Materials | 8.9 |
| Information Technology | 8.5 |
| Utilities | 4.8 |
| Communication Services | 4.3 |
| Other | 3.5 |



CURRENCY (%)

| | |
|-----|------|
| EUR | 51.6 |
| GBP | 21.0 |
| CHF | 16.4 |
| SEK | 5.7 |
| DKK | 4.0 |
| NOK | 0.9 |
| PLN | 0.4 |



■ Top 10 constituents 19.7%
 ■ Rest of Index 80.3%

No. of constituents in Index 562

TOP 10 CONSTITUENTS (%)

| | |
|--------------------|-----|
| Nestle | 4.0 |
| Roche | 2.8 |
| Novartis | 2.1 |
| SAP | 2.0 |
| ASML | 1.8 |
| AstraZeneca | 1.6 |
| Linde | 1.5 |
| Lvmh Moet-Hennessy | 1.4 |
| Sanofi | 1.3 |
| Novo Nordisk | 1.2 |

INDEX DESCRIPTION

The index aims to track the performance of a basket of companies taking into account environmental, social and corporate governance factors. The asset allocation has a focus on companies with high sustainability factors scores, incentivising them to improve their sustainability ratings.

The index is comprised of companies that are publicly traded on various stock exchanges around the world that obtain high scores on sustainability factors. The index approach uses a consensus process, combining expertise of the Sustainability Committee and unlocking the sustainability expertise among the asset owner community.

The Foxyberry Sustainability Committee handles issues around sustainability matters, including: i) environmental issues; ii) governance issues; iii) sustainability issues; iv) UN sustainable development goals; v) ongoing controversies; vi) norms-based standards, which are minimum standards of business practice based on international norms; vii) equality issues; viii) ethical considerations.

INVESTMENT MANAGER

GO ETF Solutions LLP is the investment manager for each of the exchange traded funds (ETFs) issued by Legal & General UCITS ETF Plc and is responsible for the day-to-day investment management decisions for this ETF. The team is highly experienced with respect to all aspects relating to the management of an ETF portfolio, including collateral management, OTC swap trading, adherence to UCITS regulations and counterparty exposure and monitoring.

KEY RISKS

- The value of an investment and any income taken from it is not guaranteed and can go down as well as up; you may not get back the amount you originally invested.
- An investment in the ETF involves a significant degree of risk. Any decision to invest should be based on the information contained in the relevant prospectus. Prospective investors should obtain their own independent accounting, tax and legal advice and should consult their own professional advisers to ascertain the suitability of the ETF as an investment.
- The value of the shares in the ETF is directly affected by increases and decreases in the value of the Index. Accordingly the value of a share in the ETF may go up or down and a shareholder may lose some or the entire amount invested.
- The ETF's ability to closely track the Index will be affected by its ability to purchase and/or sell the Index constituents and any legal or regulatory restrictions or disruptions affecting them.
- The ETF's ability to closely track the Index will also be affected by transaction costs and taxes incurred when adjusting its investment portfolio generally and/or to mirror any periodic adjustments to the constituents of the Index. There can be no certainty that ETF shares can always be bought or sold on a stock exchange or that the market price at which the ETF shares may be traded on a stock exchange will reflect the performance of the Index.
- The ETF is subject to the risk that third party service providers (such as a bank entering into swaps with the ETF or the ETF's depository) may go bankrupt or fail to pay money due to the ETF or return property belonging to the ETF.
- It may not always be possible to buy and sell ETF shares on a stock exchange or at prices closely reflecting the NAV.
- There is no capital guarantee or protection on the value of the ETF. Investors can lose all the capital invested in the ETF.
- Please refer to the "Risk Factors" section of the Issuer's Prospectus and the Fund Supplement.

For more information, please refer to the key investor information document on our website [↗](#)

TRADING INFORMATION

| Exchange | Currency | ISIN | SEDOL | Ticker | Bloomberg |
|-----------------------|----------|--------------|---------|--------|-----------|
| London Stock Exchange | EUR | IE00BKLTRN76 | BKLTRN7 | RIEU | RIEU LN |
| London Stock Exchange | GBX | IE00BKLTRN76 | BKDK1Y7 | RIEG | RIEG LN |
| Deutsche Börse | EUR | IE00BKLTRN76 | BKDK1Z8 | DELFI | DELFI GY |
| Borsa Italiana | EUR | IE00BKLTRN76 | BKDK211 | RIEU | RIEU IM |

The currency shown is the trading currency of the listing.



SPOTLIGHT ON LEGAL & GENERAL INVESTMENT MANAGEMENT

We are one of Europe's largest asset managers and a major global investor, with assets under management of £1,240.6 billion (as at 30 June 2020). We work with a wide range of global clients, including pension schemes, sovereign wealth funds, fund distributors and retail investors.

Source: LGIM internal data as at 30 June 2020. The AUM disclosed aggregates the assets managed by LGIM in the UK, LGIMA in the US and LGIM Asia in Hong Kong. The AUM includes the value of securities and derivatives positions.

COUNTRY REGISTRATION



AVAILABILITY

| | |
|--------------------------|-----|
| ISA eligible | Yes |
| SIPP eligible | Yes |
| UK Fund Reporting Status | Yes |

TO FIND OUT MORE

 Visit [lgimETF.com](https://www.lgimETF.com)

 Call **0345 070 8684**

 Email fundsales@lgim.com

Lines are open Monday to Friday 8.30am to 6.00pm. We may record and monitor calls. Call charges will vary.

Index Disclaimer

The L&G Europe Equity (Responsible Exclusions) UCITS ETF (the "ETF") is not sponsored, promoted, sold or supported in any other manner by Foxberry Limited or Solactive AG (the "Index Parties"), nor do the Index Parties offer any express or implicit guarantee or assurance either with regard to the results of using the Foxberry Sustainability Consensus Europe Total Return Index (the "Index") and/or Index trademark or the Index price at any time or in any other respect. The Index is calculated and published by Solactive AG. The Index Parties use their best efforts to ensure that the Index is calculated correctly. Irrespective of their obligations towards the Company, the Index Parties have no obligation to point out errors in the Index to third parties including but not limited to investors and/or financial intermediaries of the ETF. Neither publication of the Index by Solactive AG nor the licensing of the Index or Index trademark by Foxberry Limited for the purpose of use in connection with the ETF constitutes a recommendation by the Index Parties to invest capital in the ETF nor does it in any way represent an assurance or opinion of the Index Parties with regard to any investment in the ETF.

Important Information

Copyright © 2020 Legal & General. This document is subject to copyright. Any unauthorised use is strictly prohibited. All rights are reserved.

Issued by LGIM Managers (Europe) Limited as management company for this fund. Registered in Ireland No. 609677. Registered Office: 33/34 Sir John Rogerson's Quay, Dublin, 2, Ireland. Authorised and Regulated by the Central Bank of Ireland No. C173733.

GO ETF Solutions LLP has been appointed as the discretionary investment manager for this Fund, it is authorised and regulated by the Financial Conduct Authority No.477266.

We are a member of the Irish Funds Association.

All features described in this factsheet are those current at the time of publication and may be changed in the future. Nothing in this factsheet should be construed as advice and it is therefore not a recommendation to buy or sell securities. If in doubt about the suitability of this product, you should seek professional advice. Copies of the prospectus, key investor information document, annual and semi-annual reports & accounts are available free of charge on request or at www.lgimETF.com.

This document is only directed at investors resident in jurisdictions where our funds are registered for sale. It is not an offer or invitation to persons outside of those jurisdictions. We reserve the right to reject any applications from outside of such jurisdictions.