

PORTFOLIO BREAKDOWN

All data source LGIM unless otherwise stated. Totals may not sum due to rounding.



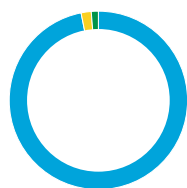
■ Top 10 issuers 27.8%
■ Rest of portfolio 72.2%
No. of issuers 124

TOP 10 ISSUERS (%)

Bundesrepublik Deutschland	12.0
Rabobank Nederland	2.2
HSBC Holdings plc	2.0
EDF SA	1.9
BMW AG	1.7
RWE AG	1.7
ABN Amro Bank NV	1.6
SNS Bank Nederland	1.6
Caisse Nationale De Credit Agricole	1.6
Carrefour SA	1.5

TOP SECTOR OVER/UNDERWEIGHTS (%)

	Fund	Benchmark	Relative	
Sovereign	12.6	-	12.6	█
Utilities	14.5	11.2	3.3	█
Covered	1.2	-	1.2	█
Cash and Equivalents	1.0	-	1.0	█
Insurance	5.9	4.9	0.9	█
Consumer Services	3.9	3.5	0.4	█
Real Estate	3.8	3.9	0.0	
Health Care	4.2	5.1	-1.0	█
Basic Materials	2.1	3.1	-1.0	█
Financial Services	1.7	2.7	-1.0	█
Telecommunications	4.6	7.4	-2.8	█
Oil & Gas	1.1	4.8	-3.7	█
Consumer Goods	9.6	13.8	-4.2	█
Industrials	4.6	8.9	-4.3	█



CURRENCY (%)

■ EUR	96.9
■ GBP	1.8
■ USD	1.3

This is the currency breakdown before allowing for any hedging the fund may use. We aim to hedge the portfolio 100% back to the base currency.

CREDIT RATING (%)

	Fund	Benchmark	Relative	
AAA	13.7	0.5	13.2	█
AA	8.0	11.3	-3.2	█
A	31.4	38.9	-7.5	█
BBB	39.8	49.3	-9.5	█
BB	6.1	-	6.1	█
NR	0.0	-	-	
Cash	1.0	-	1.0	█

FUND MANAGER COMMENTARY

November was another weak month for risk assets, with some particularly large moves across corporate credit markets. After September's rally, iBoxx euro investment grade spreads widened for the second month in a row, from 87bps to 106bps, with spread dispersion increasing.

The portfolio outperformed the benchmark over the month, with both sector and stock selection working well. Our longstanding sector overweight in defensive sectors and underweight in commodity-related sectors were beneficial for performance. Stock selection in utilities and banks also contributed positively. The portfolio also benefited from rotating exposure out of companies which are more exposed to weakening financial conditions and into higher quality names. On the negative side, we have selectively added exposure to some areas where we previously had little exposure and which underperformed significantly during the month. Spreads in these areas have shown signs of stabilisation but not recovered as yet, partially due to market weakness, with limited liquidity at this time of the year.

Looking ahead, we believe that tightening liquidity is likely to remain a major driver of markets, suggesting that the general trend will be for further weakness. The key question is whether central banks, particularly the US Federal Reserve, will reverse course and add back much needed liquidity. Absent a significant market fall, this seems unlikely in the near term given mounting inflation pressure. We therefore remain cautiously positioned and continue to rotate capital into higher quality names.



Marc Rovers



Matthew Rees

FUND MANAGERS

Marc joined LGIM in May 2012. Marc started in the industry in 1995 as a portfolio manager at ABP investments (now APG). He holds an MSc in economics and is a Certified European Financial Analyst (CEFA).

Matthew joined LGIM in March 2009. Matthew has more than 23 years' experience in financial services and graduated from the University of York with a BA (hons) in English.

KEY RISKS

- This fund holds bonds that, rather than being traded on an exchange, are traded through agents, brokers or investment banks matching buyers and sellers. This makes the bonds less easy to buy and sell than investments that are traded on an exchange and on any particular day there may not be a buyer or a seller for the bonds. In times of market uncertainty or if an exceptional amount of withdrawals are requested it may become less easy for your fund to sell investments and the Manager may defer withdrawals, or suspend dealing. The Manager can only delay paying out if it is in the interests of all investors and with the permission of the fund trustee or depository.
- The fund invests directly or indirectly in bonds which are issued by companies or governments. If these companies or governments experience financial difficulty, they may be unable to pay back some or all of the interest, original investment or other payments that they owe. If this happens, the value of your fund may fall.
- The fund could lose money if any institution providing services such as acting as counterparty to derivatives or other instruments, becomes unwilling or unable to meet its obligations to the fund.
- Derivatives are highly sensitive to changes in the value of the asset on which they are based and can increase the size of losses and gains.
- The fund may have underlying investments that are valued in currencies that are different from the currency of this share class. Any such investments will be impacted by exchange rate fluctuations and this may affect the value of your investment and any income from it. Currency hedging techniques may be applied to reduce the impact of exchange rate fluctuations but may not entirely eliminate it.
- We may take some or all of the ongoing charges from the fund's capital rather than the fund's income. This increases the amount of income, but it reduces the growth potential and may lead to a fall in the value of the fund.
- Investment returns on bonds are sensitive to trends in interest rate movements. Their values are likely to fall when interest rates rise. Such falls may be more pronounced in a low interest rate environment. Bonds with a short time to go before their maturity date will fall by less than bonds with a longer time to their maturity date.

For more information, please refer to the key investor information document on our website [↗](#)

TO FIND OUT MORE

Legal & General SICAV C/O Northern Trust Luxembourg Management Company S.A.

6 rue Lou Hemmer L-1748
Senningerberg Grand-Duché de Luxembourg

 Visit www.lgim.com

 Call **+352 276 222 514** We may record and monitor calls. Call charges will vary.

 Email LGIM-TALUX@ntrs.com



SPOTLIGHT ON LEGAL & GENERAL INVESTMENT MANAGEMENT

We are one of Europe's largest asset managers and a major global investor, with assets under management of £984.8 billion (as at 30 June 2018). We work with a wide range of global clients, including pension schemes, sovereign wealth funds, fund distributors and retail investors.

Assets under management include derivative positions and assets managed by LGIMA, an SEC Registered Investment Advisor.






DEALING INFORMATION

Valuation frequency	Daily, 16:00 CET
Dealing frequency	Each Business Day
Settlement period	T+3
Administrator/Custodian	Northern Trust

CODES

ISIN	R EUR Acc	LU0984223825
	R EUR Dist	LU0984224047
Bloomberg	R EUR Acc	LGECREA LX
	R EUR Dist	LGECREI LX

COUNTRY REGISTRATION

 Belgium	 Luxembourg
 Netherlands	 Switzerland
 United Kingdom	

Important information

Issued by LGIM Managers (Europe) Limited as management company for this fund. Registered in Ireland No. 609677. Registered Office: 33/34 Sir John Rogerson's Quay, Dublin, 2, Ireland. Authorised and Regulated by the Central Bank of Ireland No. C173733. Legal & General Investment Management Limited has been appointed as the discretionary investment manager for this fund, it is authorised and regulated by the Financial Conduct Authority No. 119272. All features described in this factsheet are those current at the time of publication and may be changed in the future. Nothing in this factsheet should be construed as advice and it is therefore not a recommendation to buy or sell securities. If in doubt about the suitability of this product, you should seek professional advice. No investment decisions should be made without first reviewing the key investor information document of the Fund ("KIID") which can be obtained from www.lgim.com. This factsheet is only directed at investors resident in jurisdictions where this fund is registered for sale. It is not an offer or invitation to persons outside of those jurisdictions. We reserve the right to reject any applications from outside of such jurisdictions. The state of the origin of the fund is Luxembourg. In Switzerland, the representative is ACOLIN Fund Services AG, Affolternstrasse 56, CH 8050 Zurich, whilst the paying agent is NPB Neue Privat Bank AG, Limmatquai 1/am Bellevue, P.O. Box, CH 8024 Zurich. The prospectus, the Key Investor Information Documents, the articles of incorporation as well as the annual and semi-annual reports may be obtained free of charge from the representative. In respect of the shares distributed in or from Switzerland, the place of performance and jurisdiction is at the registered office of the representative. Past performance is no indication of current or future performance. The performance data do not take account of the commissions and costs incurred on the issue and redemption of shares.

The Markit iBoxx index referenced herein is the intellectual property of Markit Indices Limited ("Markit") and is used under license. The Fund is not sponsored, endorsed, or promoted by Markit. Markit makes no representations or warranties as to the index including those of merchantability or fitness for a particular purpose or use, or the accuracy and/or completeness of the index or any data included therein.

Internal Fund Code: 5404