



# Legal & General Growth Trust

Unit Trust (UCITS compliant) F-Class GBP

## FUND AIM

The objective of this fund is to provide growth. The fund will typically invest between 80% and 100% in company shares from the UK. The fund will invest in shares of companies which, in the manager's view, have strong growth prospects.

## RISK AND REWARD PROFILE



The synthetic risk and reward indicator (SRRI) is based on the historic volatility of the fund's value and it may change in the future.

This fund is in category 5 because it invests in company shares which generally provide higher rewards and higher risks than other investments such as bonds, cash or commercial property.

For more information, please refer to the Key Risks section on page 3.

## WHO IS THIS FUND FOR?

- This fund is designed for investors looking to grow their money in an investment which can form part of their existing savings portfolio
- Although investors can take their money out at any time, this fund may not be appropriate for those who plan to withdraw their money within five years
- If you do not understand this document we recommend you seek additional information to help you decide if this fund is right for you

## FUND FACTS

Fund size <b>£198.5m</b>	Base currency <b>GBP</b>	IA Sector <b>IA UK All Companies</b>
Launch date <b>1 Nov 2000</b>	Domicile <b>UK</b>	Historical yield <b>0.70%</b>

## COSTS

Initial charge <b>0.00%</b>	Ongoing charge <b>1.03%</b>
Price basis <b>Dual</b>	Bid / Offer spread <b>0.60%</b>

For detail on price basis methodologies please refer to the 'Guide to Investing With Us' found on our website. [↗](#)

## PERFORMANCE (%)



	1 month	6 months	1 year	3 years	5 years
■ Fund	0.97	6.51	12.09	43.95	75.28
■ IA Sector	-0.78	4.13	12.50	28.00	57.75
Quartile ranking	1	1	2	1	2

## ANNUAL PERFORMANCE (%)

12 months to 31 December	2017	2016	2015	2014	2013
Fund	12.81	14.64	14.74	-1.49	24.73
IA Sector	14.03	11.19	4.57	0.58	26.32
Quartile ranking	3	2	1	4	3

Performance for the F Inc unit class in GBP, launched on 20 December 2012. Source: Lipper. Performance assumes all fund charges have been taken and that all income generated by the investments, after deduction of tax, remains in the fund.

**Past performance is not a guide to future returns. The value of your investment and any income taken from it is not guaranteed and may go up and down.**

## FUND SNAPSHOT

- Aims to invest only in the best ideas across our UK Equity team, without sector or stock constraints
- Our size means that we have exceptional access to companies. We get to know the management of every company we invest in
- We invest in 25, broadly equally-weighted positions. This style allows us to manage a basket of best ideas, adopting a 'one in, one out' approach to stock selection



## PORTFOLIO BREAKDOWN

All data source LGIM unless otherwise stated. Totals may not sum due to rounding.

### COUNTRY (%)

 United Kingdom	100.0
-------------------------------------------------------------------------------------------------	-------



### MARKET CAPITALISATION (%)

Large	63.1
Mid	35.0
Small	0.0
Micro	0.0
Cash and Equivalents	1.9












■ Top 10 holdings 41.21%  
■ Rest of portfolio 58.79%  
No. of holdings 25











### TOP 10 HOLDINGS (%)

Bae Systems	4.2
B&M European Value Retail	4.2
Aveva Group	4.2
ASOS	4.1
Auto Trader Group	4.1
Prudential	4.1
Melrose Industries Plc	4.1
Intercontinental Hotels	4.1
Just Eat	4.1
Playtech	4.1

### TOP SECTOR OVER/UNDERWEIGHTS (%)

	Fund	Relative	
Industrials	28.2	17.5	
Consumer Services	27.9	16.9	
Technology	16.1	14.8	
Unclassified	4.0	4.0	
Consumer Goods	11.8	-3.6	
Health Care	4.1	-3.6	
Basic Materials	0.0	-7.9	
Oil & Gas	0.0	-13.0	
Financials	8.1	-19.1	

### TOP 5 STOCK OVER/UNDERWEIGHTS (%)

	Fund	Relative	
ASOS	4.1	4.1	
Aveva Group	4.2	4.1	
B&M European Value	4.2	4.1	
Boohoo.Com	4.0	4.0	
Playtech	4.1	4.0	
Diageo	0.0	-2.6	
Glaxosmithkline	0.0	-2.6	
BP	0.0	-4.0	
HSBC Holdings	0.0	-6.2	
Royal Dutch Shell	0.0	-8.5	

## FUND MANAGER COMMENTARY

Despite seeing a positive performance for global markets, it was a more difficult month for the FTSE All Share, which reversed part of December's strong performance. Much of the decline in large caps was due to sterling strength and a decline in the bond proxies. Meanwhile for mid-caps we saw several profit warnings. At a sector level, basic materials were pushed higher by rising commodity markets. Investors also favoured industries with strong EPS indicators, such as financials, industrials and consumer discretionary. Meanwhile, consumer staples, utilities and telecoms underperformed. From a style perspective, value was out of favour.

Overall, current UK economic data releases are presenting a consistent picture: an improved performance by manufacturing and trade, but a challenging environment for the consumer. M&A enjoyed its strongest start to a year for over a decade, helped by greater clarity on US tax reforms and more signs of industry consolidation as companies look to enhance organic growth. The initial estimate for UK GDP in Q4 delivered a modest upside surprise. Meanwhile business sentiment remains broadly resilient.

The fund delivered relative outperformance of 2.9%. This was all driven by strong stock selection, as the fund continues to derive significant alpha from its exposure to secular growth themes. This is most notable in consumer services and healthcare sectors. Meanwhile, our overweight position in Industrials was also positive, though this was offset by our technology exposure.



### GAVIN LAUNDER

Gavin joined LGIM in 2007 and is a Fund Manager within the High Alpha team for Europe ex-UK portfolios. He joined LGIM from BlueBay Asset Management where he was a Global Equities Analyst. Gavin spent the majority of his buy-side career as a Portfolio Manager with UBS O'Connor. Prior to this, he was a top-rated, sell-side analyst covering the Autos, Capital Goods and Conglomerates sectors at investment banks including SG Warburg (now part of UBS) and Goldman Sachs. Gavin holds a degree in Philosophy and Economics from University College, London.



**KEY RISKS**

- Derivatives are highly sensitive to changes in the value of the asset on which they are based and can increase the size of losses and gains.
- The fund may have underlying investments that are valued in currencies that are different from Sterling (British Pounds). Any such investments will be impacted by exchange rate fluctuations and this may affect the value of your investment and any income from it. Currency hedging techniques may have been applied to reduce the impact of exchange rate fluctuations but may not entirely eliminate it.
- The return from this fund is dependent on relatively few individual investments. This means that a fall in the value of an individual investment can have a major impact on the overall performance of the fund.
- The fund could lose money if any institutions providing services such as safekeeping of assets or acting as counterparty to derivatives or other instruments, becomes unwilling or unable to meet its obligations to the fund.

For more information, please refer to the key investor information document on our website [↗](#)

**LATEST DISTRIBUTION INFORMATION**

For distributing unit classes, the latest payments are shown below. Please note that these payments are not guaranteed, are at the discretion of the manager and may be paid out of capital.

Type	Ex-div date	Pay date	Pence per unit
Interim	10 Nov 17	10 Jan 18	0.47p
Final	15 May 17	15 Jul 17	0.16p
Interim	15 Nov 16	15 Jan 17	0.35p
Final	15 May 16	15 Jul 16	0.42p



**SPOTLIGHT ON LEGAL & GENERAL INVESTMENT MANAGEMENT**

We are one of Europe’s largest asset managers and a major global investor, with assets under management of £957.2 billion (as at 30 June 2017). We work with a wide range of global clients, including pension schemes, sovereign wealth funds, fund distributors and retail investors.

Assets under management includes derivative positions and assets managed by LGIMA, an SEC Registered Investment Advisor.

**DEALING INFORMATION**

Valuation frequency	Daily, 12pm (UK time)
Dealing frequency	Daily
Settlement period	T+4

**CODES**

<b>ISIN</b>	F Acc	GB00B833WT44
	F Inc	GB00B83HQ492
<b>SEDOL</b>	F Acc	B833WT4
	F Inc	B83HQ49
<b>Bloomberg</b>	F Acc	LGGROFA LN
	F Inc	LGGROFI LN

**TO FIND OUT MORE**

 Visit [www.legalandgeneral.com](http://www.legalandgeneral.com)

 Call **0370 050 0955**

 Email [investments@landg.com](mailto:investments@landg.com)

Lines are open Monday to Friday 8.30am to 6.00pm. We may record and monitor calls. Call charges will vary.

**Important information**

Issued by Legal & General (Unit Trust Managers) Limited as management company for this fund. Registered in England and Wales No. 01009418. Registered Office: One Coleman Street, London, EC2R 5AA. Authorised and Regulated by the Financial Conduct Authority No. 119273. We are members of the Investment Association. All features described in this fact sheet are those current at the time of publication and may be changed in the future. Nothing in this fact sheet should be construed as advice and it is therefore not a recommendation to buy or sell investments. If in doubt about the suitability of this product, you should seek professional advice. No investment decisions should be made without first reviewing the key investor information document of the Fund (“KIID”) which can be obtained from [www.legalandgeneral.com](http://www.legalandgeneral.com). This fact sheet is only directed at investors resident in jurisdictions where this fund is registered for sale. It is not an offer or invitation to persons outside of those jurisdictions. We reserve the right to reject any applications from outside of such jurisdictions.

Source: FTSE International Limited (“FTSE”) © FTSE 2016. “FTSE®” is a trade mark of the London Stock Exchange Group companies and is used by FTSE International Limited under licence. All rights in the FTSE indices and/or FTSE ratings vest in FTSE and/or its licensors. Neither FTSE nor its licensors accept any liability for any errors or omissions in the FTSE indices and/or FTSE ratings or underlying data. No further distribution of FTSE Data is permitted without FTSE’s express written consent.