

L&G Absolute Return Bond Plus Fund




SICAV (UCITS compliant) P-Class EUR (Hedged) Dist

FUND AIM

The Fund aims to generate positive returns in all market conditions. The Fund has a higher performance target than that of the L&G Absolute Return Bond Fund. The Fund aims to meet its performance objectives over a rolling three year period. There can be no assurance that the Fund will achieve its investment objective.

RISK AND REWARD PROFILE



The synthetic risk and reward indicator (SRRI) is based on the historic volatility of the fund's value and it may change in the future.

The fund is in category 4 because it invests in company or government bonds which are sensitive to changes in interest rates, inflation and credit. This can be driven by political and economic changes and other significant events and may cause the value to fluctuate.

For more information, please refer to the Key Risks section on page 3.

WHO IS THIS FUND FOR?

- This fund is designed for investors looking for income or growth from an investment in fixed income securities
- Although investors can take their money out at any time, this fund may not be appropriate for those who plan to withdraw their money within five years
- This fund is not designed for investors who cannot afford more than a minimal loss of their investment
- If you do not understand this document we recommend you seek additional information to help you decide if this fund is right for you

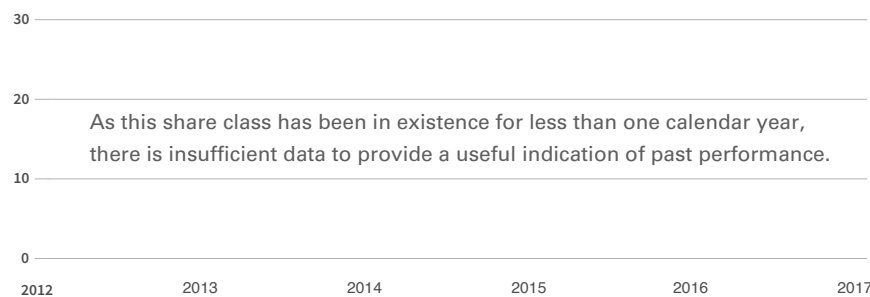
FUND FACTS

Fund size \$289.3m	Base currency USD	Benchmark ICE BofAML USD LIBOR 3m Cons Maturity TR
Launch date 29 Nov 2013	Domicile Luxembourg	Modified duration 0.91 years

COSTS

Initial charge 0%	Ongoing charge 1.33%
Price basis Single - full swing	Dilution adjustment 0.57% - round trip

PERFORMANCE (%)



	1m	3m	1y	3y	Launch
■ Fund	-	-	-	-	-
■ Benchmark	-	-	-	-	-
Relative	-	-	-	-	-

12 MONTH PERFORMANCE TO MOST RECENT QUARTER (%)

12 months to 30 September	2018	2017	2016	2015	2014
Fund	-	-	-	-	-
Benchmark	-	-	-	-	-
Relative	-	-	-	-	-

All performance periods over a year will be annualised. Performance for the P EUR (Hedged) Dist share class in EUR, launched on 24 August 2018. Source: Lipper. Performance assumes all fund charges have been taken and that all income generated by the investments, after deduction of tax, remains in the fund. This fund has adopted a single swinging price, this means that on any given day the single dealing price will be set at either bid, offer or somewhere in between, based on whether there was a net inflow or outflow into or out of the Fund. The past performance depicted in this factsheet is based on that dealing price and therefore may appear more volatile than it would otherwise be if we were to show the notional bid or offer performance, this is as a result of the daily swing.

Past performance is not a guide to future returns. The value of your investment and any income taken from it is not guaranteed and may go up and down.

FUND SNAPSHOT

- Aims to generate positive returns in all market conditions
- Invests in a broad range of fixed income asset classes
- Seeks alpha via a range of additional investments including CDS, rates and global currencies

PORTFOLIO BREAKDOWN

All data source LGIM unless otherwise stated. Totals may not sum due to rounding.

CURRENCY (%)

USD	98.4	
GBP	1.3	
EUR	0.4	
AUD	0.1	
SGD	0.1	
JPY	0.1	
HKD	-0.1	
Other	0.1	

This is the currency breakdown before allowing for any hedging the fund may use.

CREDIT EXPOSURE (NET %)

Credit Long/Short

Investment Grade	0.14	
EM Debt	0.08	
High Yield	-0.01	

Total Net Exposure 0.21

■ Long Exposure ■ Short Exposure
◆ Net Exposure

Total net credit exposure is the impact on profit/loss to the portfolio calculated as the impact of a 5% move tighter in credit spreads based on a reference level of 100% Itraxx Eur Main (with 4yr CS01 Duration Equivalent).

CREDIT RATING (%)

AAA	10.6	
AA	27.0	
A	14.7	
BBB	27.1	
BB	8.7	
B	8.6	
CCC	1.5	
NR	2.0	
Cash	-0.2	
Other	0.0	

SECTOR (%)

Sovereign	33.0	
ABS	12.5	
Banks	11.4	
Consumer Services	7.3	
Financial Services	7.0	
Consumer Goods	6.8	
Utilities	6.0	
Real Estate	4.3	
Oil & Gas	3.3	
Telecommunications	3.0	
Basic Materials	2.2	
Industrials	1.4	
Technology	1.4	
Insurance	0.5	
Other	0.1	

COUNTRY (PV %)

United States	61.5	
United Kingdom	2.6	
Canada	2.5	
France	2.0	
China	1.9	
Ukraine	1.8	
India	1.8	
Argentina	1.8	
Ireland	1.7	
Other	22.4	

TOP 10 ISSUERS (%)

United States of America	20.7
Philip Morris International Inc	4.2
Wal-Mart Stores Inc	3.8
CME Group Inc	2.1
Cabela's Credit Card Mstr Note Trst	1.8
Ukraine	1.5
Republic of Iraq	1.4
Morgan Stanley	1.4
AT&T Inc	1.4
Vodafone Plc	1.3



■ Top 10 issuers 39.4%
■ Rest of portfolio 60.6%
No. of issuers 293

FUND MANAGER COMMENTARY

October was a very weak month for risk assets. There were pockets of fundamental disappointment, highlighted by negative guidance coming from the US earnings season, as well as cooling economic activity data out of China and Europe. Weakness was broad-based, with US assets suffering despite continued strong economic data. The notable outperformers were among emerging markets, while Italian assets and European banks more generally were poor performers.

The fund delivered positive returns in October. Our holdings in investment grade bonds and asset-based securities generated modestly negative returns, however, our short CDS positions contributed positive for performance. Elsewhere in the portfolio, our short Italian BTPs, long German bund duration position contributed positively and we closed the position. We also entered into a short euro, long US dollar currency position. Our equity tail hedges performed well and we took partial profits. We are currently running a defensive credit portfolio preferring investment grade credit over emerging markets and commodity names. We maintain a long bias toward US dollar and have moved to a neutral stance on duration.

Credit and equity valuations are now less expensive, but not yet cheap in our opinion. This suggests the possibility of a recovery into the end of the year, particularly if headlines over Brexit, Italy and China/US trade tensions improve. But we believe that the longer-term trend of wider credit spreads should remain intact as global central banks continue to tighten monetary policy. We therefore remain structurally cautious.



JULIEN HOUDAIN


Julien is a portfolio manager in the Multi-Strategy Fixed Income team where he is responsible for global credit and absolute return mandates. He joined LGIM in September 2007 from Fortis Investments, where he was a quantitative strategist in the structured finance team and developed market standard and proprietary models for the pricing and risk management of credit derivatives as well as trading and hedging strategies. Julien has a PhD in financial modelling from the Ecole Normale Supérieure, Paris, France.

KEY RISKS

- This fund holds bonds that, rather than being traded on an exchange, are traded through agents, brokers or investment banks matching buyers and sellers. This makes the bonds less easy to buy and sell than investments that are traded on an exchange and on any particular day there may not be a buyer or a seller for the bonds. In times of market uncertainty or if an exceptional amount of withdrawals are requested it may become less easy for your fund to sell investments and the Manager may defer withdrawals, or suspend dealing. The Manager can only delay paying out if it is in the interests of all investors and with the permission of the fund trustee or depositary.
- The fund invests directly or indirectly in bonds which are issued by companies or governments. If these companies or governments experience financial difficulty, they may be unable to pay back some or all of the interest, original investment or other payments that they owe. If this happens, the value of your fund may fall.
- The fund could lose money if any institution providing services such as acting as counterparty to derivatives or other instruments, becomes unwilling or unable to meet its obligations to the fund.
- Derivatives are highly sensitive to changes in the value of the asset on which they are based and can increase the size of losses and gains. The impact to the fund can be greater where derivatives are used in an extensive or complex way.
- The fund may have underlying investments that are valued in currencies that are different from the currency of this share class. Any such investments will be impacted by exchange rate fluctuations and this may affect the value of your investment and any income from it. Currency hedging techniques may be applied to reduce the impact of exchange rate fluctuations but may not entirely eliminate it.
- We may take some or all of the ongoing charges from the fund's capital rather than the fund's income. This increases the amount of income, but it reduces the growth potential and may lead to a fall in the value of the fund.
- Investment returns on bonds are sensitive to trends in interest rate movements. Their values are likely to fall when interest rates rise. Such falls may be more pronounced in a low interest rate environment. Bonds with a short time to go before their maturity date will fall by less than bonds with a longer time to their maturity date.

For more information, please refer to the key investor information document on our website [↗](#)

COUNTRY REGISTRATION



Important information

Issued by LGIM Corporate Director Limited as management company for this fund. Registered in England and Wales No. 07105051. Registered Office: One Coleman Street, London, EC2R 5AA. Authorised and Regulated by the Financial Conduct Authority No. 518241. Legal & General Investment Management Limited has been appointed as the discretionary investment manager for this Fund, it is authorised and regulated by the Financial Conduct Authority No. 119272. All features described in this factsheet are those current at the time of publication and may be changed in the future. Nothing in this factsheet should be construed as advice and it is therefore not a recommendation to buy or sell securities. If in doubt about the suitability of this product, you should seek professional advice. No investment decisions should be made without first reviewing the key investor information document of the Fund ("KIID") which can be obtained from www.lgim.com. This fact sheet is only directed at investors resident in jurisdictions where this fund is registered for sale. It is not an offer or invitation to persons outside of those jurisdictions. We reserve the right to reject any applications from outside of such jurisdictions.

Source ICE BofAML, used with permission. ICE BofAML is licensing the ICE BofAML indices "as is", makes no warranties regarding same, does not guarantee the suitability, quality, accuracy, timeliness, and/or completeness of the ICE BofAML indices or any data included in, related to, or derived therefrom, assumes no liability in connection with their use, and does not sponsor, endorse, or recommend Legal & General Investment Management or its affiliates, or any of its products or services.

Internal Fund Code: 5401



SPOTLIGHT ON LEGAL & GENERAL INVESTMENT MANAGEMENT

We are one of Europe's largest asset managers and a major global investor, with assets under management of £984.8 billion (as at 30 June 2018). We work with a wide range of global clients, including pension schemes, sovereign wealth funds, fund distributors and retail investors.

Assets under management include derivative positions and assets managed by LGIMA, an SEC Registered Investment Advisor.

DEALING INFORMATION

Valuation frequency	Daily, 16:00 CET
Dealing frequency	Each Business Day
Settlement period	T+3
Administrator/Custodian	Northern Trust

CODES

ISIN LU0989307870

Bloomberg LGAPEHD LX

TO FIND OUT MORE

Legal & General SICAV C/O Northern Trust
Luxembourg Management Company S.A.
6 rue Lou Hemmer L-1748
Senningerberg Grand-Duché de Luxembourg

 Visit www.lgim.com

 Call **+352 276 222 514**

 Email LGIM-TALUX@ntrs.com

We may record and monitor calls. Call charges will vary.