

Legal & General Multi-Index Income 4 Fund



Unit Trust (NURS non-complex) I-Class GBP

Base currency: **GBP**

Domicile: **UK**

FUND AIM

The Fund's objective is to provide a combination of income and growth within a pre-determined risk profile. While this will be the Fund's focus, the Fund will invest in assets that generate income over assets that grow in value so as to pay income to investors. The Fund's potential gains and losses are likely to be limited by the objective to stay within its particular risk profile.

FUND RANGE

The fund is part of a range of risk targeted funds. The risk profile ranges from 1-10 with 1 being the least risky, and 10 being the most. The fund targets risk profile 4. The level of risk in the fund is managed by restricting the types and proportions of the assets it holds. We have selected Distribution Technology ('DT') as our current risk profiler. They are an independent agency who provide risk profiling tools to advisers and fund managers. The Risk and Reward profile scale on page 3 is calculated differently to the DT risk profiles.

WHO IS THIS FUND FOR?

- This fund is primarily designed for investors: who have received advice and had their attitude to risk assessed and matched to the risk profile of this fund but may be appropriate for those investors who have considered the risk profile of this fund with the others in the Multi-Index range; who are looking for growth and income from an investment in bonds, shares in companies, money market instruments, deposits, cash and indirectly to alternative asset classes (such as commodities) and property.
- Although investors can take their money out at any time, this fund may not be appropriate for those who plan to withdraw their money within five years.
- This fund is not designed for investors who cannot afford more than a minimal loss of their investment.

FUND FACTS

| | |
|------------------|-------------------|
| Fund size | Launch date |
| £77.8m | 9 Oct 2015 |
| Underlying yield | |
| 2.8% | |

COSTS

| | |
|----------------|--------------------|
| Initial charge | Ongoing charge |
| 0.00% | 0.36% |
| Price basis | Bid / Offer spread |
| Dual | 0.57% |

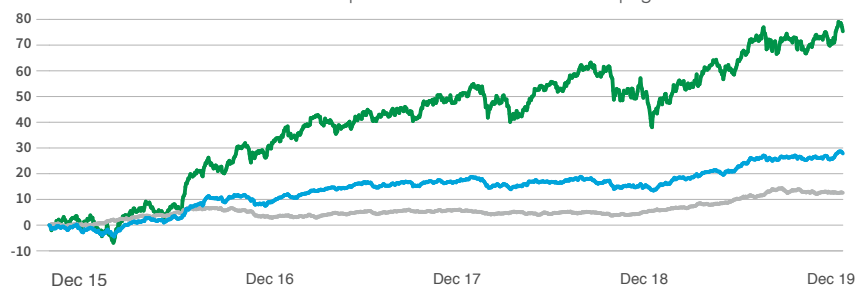
For detail on price basis methodologies please refer to the 'Guide to Investing With Us' found on our website. [↗](#)

REFERENCE INDICES

- Reference equity index
FTSE All World Net Tax TR GBP
- Reference bond index
Bloomberg Barclays Global Aggregate GBP Hedged Index

PERFORMANCE (%)

Please also see 'How do I assess the performance of the fund?' on page 3.



| | 1 month | 3 months | 1 year | 3 years | Launch |
|------------------------|---------|----------|--------|---------|--------|
| Fund | 0.80 | 0.64 | 12.40 | 15.86 | 28.30 |
| Reference equity index | 1.13 | 1.42 | 21.64 | 32.31 | 75.36 |
| Reference bond index | -0.34 | -0.83 | 6.46 | 8.62 | 12.63 |

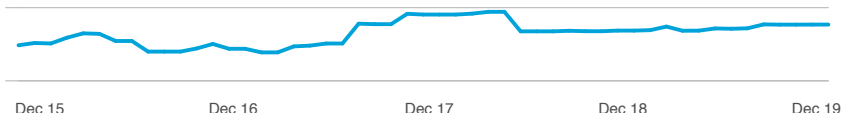
12 MONTH PERFORMANCE TO MOST RECENT QUARTER (%)

| 12 months to 31 December | 2019 | 2018 | 2017 | 2016 | 2015 |
|--------------------------|-------|-------|-------|-------|------|
| Fund | 12.40 | -3.12 | 6.39 | 12.15 | - |
| Reference equity index | 21.64 | -3.95 | 13.24 | 28.82 | - |
| Reference bond index | 6.46 | 0.09 | 1.93 | 3.66 | - |

Performance for the I Inc unit class in GBP, launched on 09 October 2015. Source: Lipper. Performance assumes all fund charges have been taken and that all income generated by the investments, after deduction of tax, remains in the fund.

Past performance is not a guide to the future.

HISTORICAL RISK PROFILE POSITIONING (RISK PROFILE 4)



The chart illustrates the positioning of the Multi-Index Income 4 fund since inception within the corresponding risk profile. LGIM calculations based on month-end target asset allocations and the variance-covariance matrix as provided by Distribution Technology at the time.

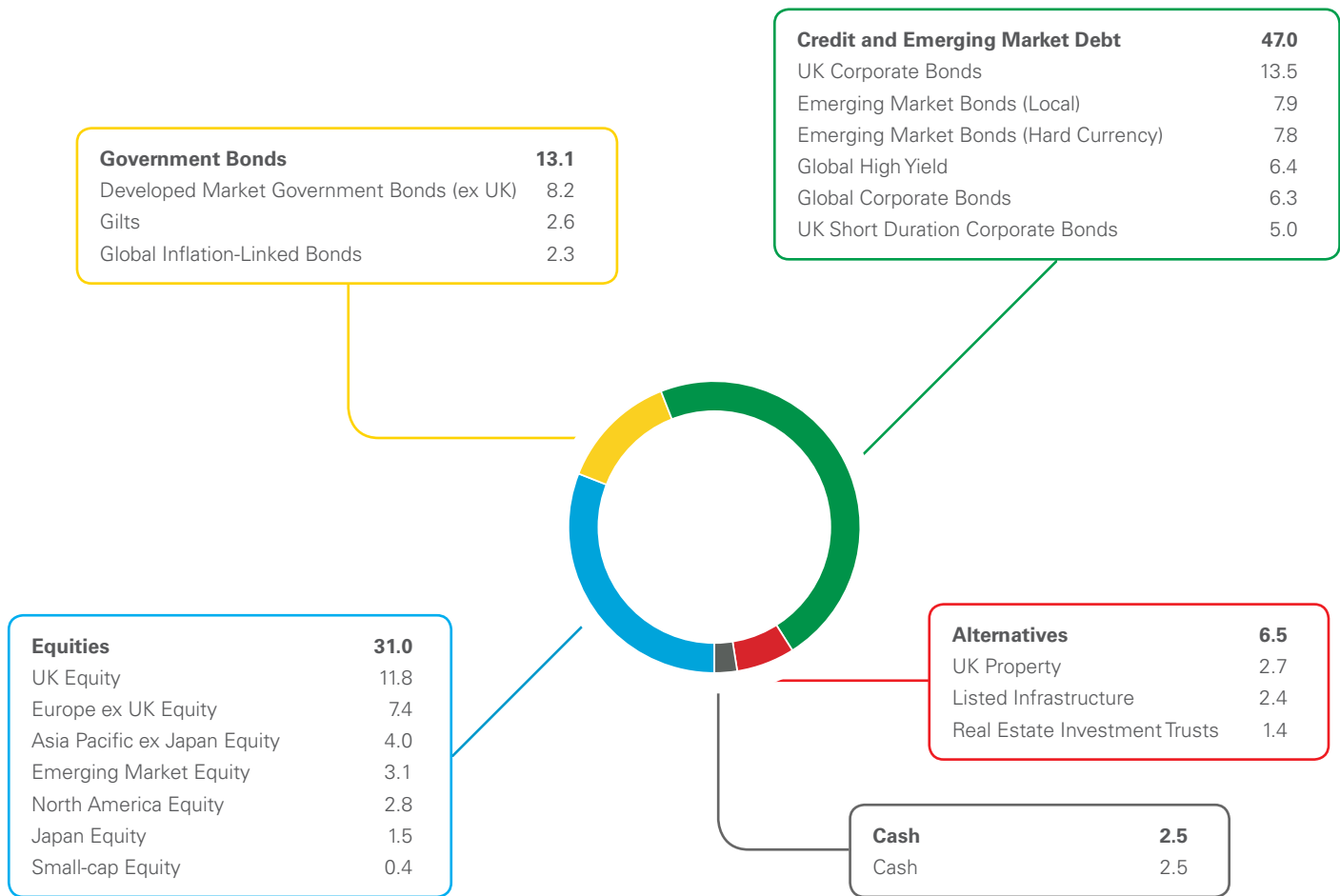
FUND SNAPSHOT

- What does it invest in?** Invests in a risk-profile targeted range of index tracker funds and individual investments including property. Typically has higher exposure to bonds than to company shares, relative to other funds in the Multi-Index Fund range with a higher risk profile.
- How does it invest?** Actively managed to stay within DT's risk profile 4, based on the historic performance of different asset types. The fund is part of a range of risk profiled funds which are rated on a scale of 1 (least risky) to 10 (most risky).



PORTFOLIO BREAKDOWN

All data source LGIM unless otherwise stated. Totals may not sum due to rounding.



Justin Onuekwusi **Andrzej Pioch** **Francis Chua**

FUND MANAGERS

The fund managers have responsibility for managing the multi-index fund range. They are part of the Multi-Asset Funds (MAF) team in LGIM. This team focuses on designing and managing multi-asset funds that are tailored to match the specific objectives of various client types. The team sits within a wider Asset Allocation team which combines both depth of experience with a broad range of expertise from different fields, including fund management, investment consulting and risk management roles.

TOP 10 HOLDINGS (%)

| | |
|--|-----|
| L&G Emerging Markets Government Bond (Local Currency) Index Fund | 7.9 |
| L&G Emerging Markets Government Bond (US\$) Index Fund | 7.8 |
| L&G Managed Monthly Income Trust | 6.8 |
| L&G Sterling Corporate Bond Index Fund | 6.7 |
| L&G High Income Trust | 6.4 |
| LGIM Global Corporate Bond Fund | 6.3 |
| L&G Short Dated Sterling Corporate Bond Index Fund | 5.0 |
| L&G UK Index Trust | 5.0 |
| iShares UK Dividend UCITS ETF | 4.3 |
| L&G European Index Trust | 3.5 |

