



# Legal & General UK Index Trust

Unit Trust (UCITS compliant) R-Class GBP

## FUND AIM

The objective of this fund is to provide growth by tracking the performance of the FTSE All-Share Index.

## RISK AND REWARD PROFILE



The synthetic risk and reward indicator (SRRI) is based on the historic volatility of the fund's value and it may change in the future.

The fund is in category 5 because it invests in company shares which are sensitive to variations in the stock market. The value of company shares can change substantially over short periods of time.

For more information, please refer to the Key Risks section on page 3.

## WHO IS THIS FUND FOR?

- This fund is designed for investors looking for growth from an investment in UK company shares.
- Although investors can take their money out at any time, this fund may not be appropriate for those who plan to withdraw their money within five years.
- This fund is not designed for investors who cannot afford more than a minimal loss of their investment.
- If you do not understand this document we recommend you seek additional information to help you decide if this fund is right for you.

## FUND FACTS

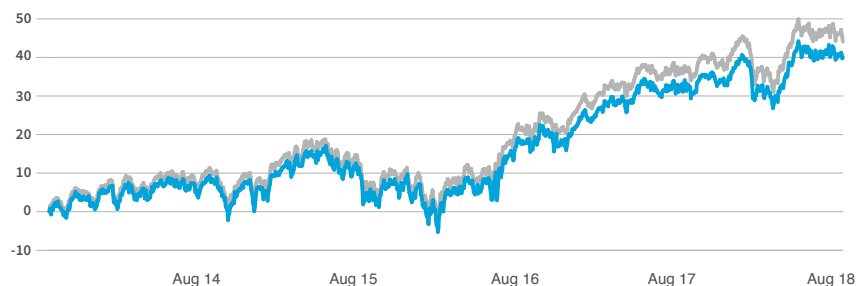
Fund size <b>£5,902.6m</b>	Base currency <b>GBP</b>	Benchmark <b>FTSE All-Share Index</b>
Launch date <b>24 Sep 1992</b>	Domicile <b>UK</b>	Historical yield <b>3.00%</b>

## COSTS

Initial charge <b>0.00%</b>	Ongoing charge <b>0.48%</b>
Price basis <b>Full swing</b>	Bid / Offer spread <b>0.59%</b>

For detail on price basis methodologies please refer to the 'Guide to Investing With Us' found on our website. [↗](#)

## PERFORMANCE (%)



	1 month	3 months	1 year	3 years	5 years
■ Fund	-2.21	-1.47	5.09	33.76	40.14
■ Benchmark	-2.76	-1.68	4.68	33.73	44.09

## 12 MONTH PERFORMANCE TO MOST RECENT QUARTER (%)

12 months to 30 June	2018	2017	2016	2015	2014
Fund	8.04	20.50	-0.98	2.90	12.11
Benchmark	9.02	18.12	2.21	2.60	13.12

Performance for the R Inc unit class in GBP, launched on 24 September 1992. Source: Lipper. Performance assumes all fund charges have been taken and that all income generated by the investments, after deduction of tax, remains in the fund.

Please note, the benchmark is priced at the close whereas the fund is priced earlier. This can lead to artificially high tracking difference stated on the factsheet. Please see overleaf for gross tracking difference with both fund and index on a closed-price basis.

**Past performance is not a guide to future returns. The value of your investment and any income taken from it is not guaranteed and may go up and down.**

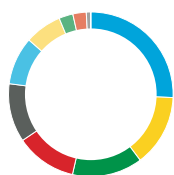
## FUND SNAPSHOT

- Aims to track the performance of the FTSE All-Share Index
- Invests in a broad spread of UK-listed companies, ranging from very large to smaller companies
- Employs a straightforward, low-cost and pragmatic index replication approach



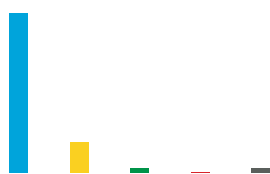
## PORTFOLIO BREAKDOWN

All data source LGIM unless otherwise stated. Totals may not sum due to rounding.



### SECTOR (%)

Financials	25.6
Consumer Goods	14.1
Oil & Gas	13.8
Consumer Services	12.0
Industrials	11.5
Health Care	9.4
Basic Materials	7.3
Telecommunications	2.8
Utilities	2.6
Technology	0.9
Other	0.0



### MARKET CAPITALISATION (%)

Large	80.3
Mid	15.4
Small	2.1
Micro	0.1
Cash and Equivalents	2.2



■ Top 10 holdings 37.1%  
 ■ Rest of portfolio 63.0%  
 No. of holdings in fund 638  
 No. of holdings in index 635

### TOP 10 HOLDINGS (%)

Royal Dutch Shell	8.8
HSBC Holdings	5.6
BP	4.4
BATS	3.5
GlaxoSmithKline	3.2
AstraZeneca	3.1
Diageo	2.7
Unilever	2.1
Prudential	1.9
Vodafone Group	1.8

### COUNTRY (%)

United Kingdom	100.0
Other	0.0

## INDEX TRACKING

The Fund is characterised by a reduction of risk by tracking the FTSE All-share Index. This produces low tracking error and limited stock picking or 'style' risks. The Fund takes a pragmatic approach to trading on index changes and cash flow and has lower management fees than active funds.

### GROSS TRACKING DEVIATION (%)

YTD	2017	2016	2015	2014
0.06	0.22	-0.02	0.09	0.01

1 year	3 years	5 years	Launch
0.04	0.10	0.07	0.16

Comparisons based on capital movements and before management fees at close of business local time. The fund launched on 24 September 1992.



### INDEX FUND MANAGEMENT TEAM

The Index Fund Management team comprises 25 fund managers, supported by two analysts. Management oversight is provided by the Global Head of Index Funds. The team has average industry experience of 15 years, of which seven years has been at LGIM, and is focused on achieving the equally important objectives of close tracking and maximising returns.

**KEY RISKS**

- The fund could lose money if any institution providing services such as acting as counterparty to derivatives or other instruments, becomes unwilling or unable to meet its obligations to the fund.
- Derivatives are highly sensitive to changes in the value of the asset on which they are based and can increase the size of losses and gains.
- The fund may have underlying investments that are valued in currencies that are different from sterling (British pounds). Any such investments will be impacted by exchange rate fluctuations and this may affect the value of your investment and any income from it. Currency hedging techniques may be applied to reduce the impact of exchange rate fluctuations but may not entirely eliminate it.

For more information, please refer to the key investor information document on our website [↗](#)

**LATEST DISTRIBUTION INFORMATION**

For distributing unit classes, the latest payments are shown below. Please note that these payments are not guaranteed, are at the discretion of the manager and may be paid out of capital.

Type	Ex-div date	Pay date	Pence per unit
Interim	09 Apr 18	06 Jun 18	2.30p
Final	09 Oct 17	06 Dec 17	2.81p
Interim	06 Apr 17	06 Jun 17	2.40p
Final	06 Oct 16	06 Dec 16	2.66p



**SPOTLIGHT ON LEGAL & GENERAL INVESTMENT MANAGEMENT**

We are one of Europe’s largest asset managers and a major global investor, with assets under management of £984.8 billion (as at 30 June 2018). We work with a wide range of global clients, including pension schemes, sovereign wealth funds, fund distributors and retail investors.

Assets under management include derivative positions and assets managed by LGIMA, an SEC Registered Investment Advisor.

**DEALING INFORMATION**

Valuation frequency	Daily, 12pm (UK time)
Dealing frequency	Daily
Settlement period	T+4

**CODES**

<b>ISIN</b>	R Acc	GB0001036531
	R Inc	GB0005141709
<b>SEDOL</b>	R Acc	0103653
	R Inc	0514170
<b>Bloomberg</b>	R Acc	LEGUKIA
	R Inc	LEGUKII

**TO FIND OUT MORE**

 Visit [www.legalandgeneral.com](http://www.legalandgeneral.com)

 Call **0370 050 0955**

 Email [investments@landg.com](mailto:investments@landg.com)

Lines are open Monday to Friday 8.30am to 6.00pm. We may record and monitor calls. Call charges will vary.

**Important information**

Issued by Legal & General (Unit Trust Managers) Limited as management company for this fund. Registered in England and Wales No. 01009418. Registered Office: One Coleman Street, London, EC2R 5AA. Authorised and Regulated by the Financial Conduct Authority No. 119273. We are members of the Investment Association. All features described in this fact sheet are those current at the time of publication and may be changed in the future. Nothing in this fact sheet should be construed as advice and it is therefore not a recommendation to buy or sell investments. If in doubt about the suitability of this product, you should seek professional advice. No investment decisions should be made without first reviewing the key investor information document of the Fund (“KIID”) which can be obtained from [www.legalandgeneral.com](http://www.legalandgeneral.com). This fact sheet is only directed at investors resident in jurisdictions where this fund is registered for sale. It is not an offer or invitation to persons outside of those jurisdictions. We reserve the right to reject any applications from outside of such jurisdictions.

Source: London Stock Exchange Group plc and its group undertakings (collectively, the “LSE Group”). ©LSE Group 2018. FTSE Russell is a trading name of certain of the LSE Group companies. FTSE® is a trade mark of the relevant LSE Group companies and is used by any other LSE Group company under license. All rights in the FTSE Russell indexes or data vest in the relevant LSE Group company which owns the index or the data. Neither LSE Group nor its licensors accept any liability for any errors or omissions in the indexes or data and no party may rely on any indexes or data contained in this communication. No further distribution of data from the LSE Group is permitted without the relevant LSE Group company’s express written consent. The LSE Group does not promote, sponsor or endorse the content of this communication.