

Legal & General European Trust

Unit Trust (UCITS compliant) C-Class GBP



FUND AIM

The objective of this fund is to provide growth. The fund will typically invest between 90% and 100% in company shares. The fund will invest in a broad range of company shares from all economic sectors. The company shares that the fund invests in will be exclusively from Europe (excluding the UK). These shares will be issued by leading industrial and commercial companies as well as newly emerging companies.

RISK AND REWARD PROFILE



The synthetic risk and reward indicator (SRRI) is based on the historic volatility of the fund's value and it may change in the future.

For more information, please refer to the Key Risks section on page 3.

WHO IS THIS FUND FOR?

- This fund is designed for investors looking for growth from an investment in European company shares (excluding UK companies).
- Although investors can take their money out at any time, this fund may not be appropriate for those who plan to withdraw their money within five years.
- This fund is not designed for investors who cannot afford more than a minimal loss of their investment.
- If you do not understand this document we recommend you seek additional information to help you decide if this fund is right for you.

FUND FACTS

Fund size £166.5m	Base currency GBP	IA Sector IA Europe ex UK
Launch date 9 Sep 1985	Domicile UK	Historical yield 0.60%

COSTS

Initial charge 0.00%	Ongoing charge 0.60%
Price basis Dual	Bid / Offer spread 0.27%

For detail on price basis methodologies please refer to the 'Guide to Investing With Us' found on our website. [↗](#)

PERFORMANCE (%)



	1 month	6 months	1 year	3 years	Launch
■ Fund	-	-	-	-	-
■ Benchmark	-	-	-	-	-

FUND SNAPSHOT

- Focuses on investing in shares listed throughout Europe, excluding the UK, with the aim of providing long-term capital growth
- Europe is a diverse range of countries, economies and currencies with a wealth of investment opportunities
- We aim to focus on identifying companies where returns are sustainably high or where improvements are anticipated

12 MONTH PERFORMANCE TO MOST RECENT QUARTER (%)

12 months to 30 June	2018	2017	2016	2015	2014
Fund	-	-	-	-	-
IA Sector	-	-	-	-	-
Quartile ranking	-	-	-	-	-

Performance for the C Inc unit class in GBP, launched on 28 February 2018. Source: Lipper. Performance assumes all fund charges have been taken and that all income generated by the investments, after deduction of tax, remains in the fund.











Past performance is not a guide to future returns. The value of your investment and any income taken from it is not guaranteed and may go up and down.

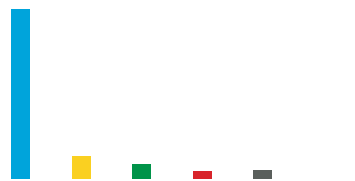


PORTFOLIO BREAKDOWN

All data source LGIM unless otherwise stated. Totals may not sum due to rounding.

COUNTRY (%)

	Germany	32.4
	Italy	11.8
	France	11.7
	Switzerland	10.3
	Netherlands	10.2
	Denmark	7.9
	Spain	4.7
	Belgium	3.9
	Austria	3.3
	Other	4.0



MARKET CAPITALISATION (%)

Large	75.9
Mid	10.2
Small	6.6
Micro	3.5
Cash and Equivalents	3.8








■ Top 10 holdings 37.0%
■ Rest of portfolio 63.0%
No. of holdings 36






TOP 10 HOLDINGS (%)

ASML Holding	4.3
Daimler AG	4.0
SAP	3.9
Ferrari	3.9
Umicore	3.9
AMS AG	3.6
Adidas	3.4
UBS Group	3.4
Varta AG NPV (Germany)	3.3
Sensirion Holding Ag	3.3

TOP SECTOR OVER/UNDERWEIGHTS (%)

	Fund	Relative	
Technology	23.0	16.7	
Unclassified	10.1	10.1	
Consumer Goods	21.9	2.6	
Oil & Gas	6.3	1.4	
Basic Materials	9.0	1.1	
Telecommunications	2.4	-0.7	
Utilities	0.0	-4.1	
Industrials	11.0	-6.0	
Health Care	3.3	-8.8	
Financials	8.5	-12.3	

TOP 5 STOCK OVER/UNDERWEIGHTS (%)

	Fund	Relative	
Umicore	3.9	3.7	
Ferrari	3.9	3.6	
AMS AG	3.6	3.5	
Varta AG NPV (Germany)	3.3	3.3	
Sensirion Holding Ag	3.3	3.3	
Siemens AG	0.0	-1.5	
Total	0.0	-2.4	
Roche Hldgs (Genus)	0.0	-2.6	
Novartis	0.0	-2.7	
Nestle	0.0	-3.9	

FUND MANAGER COMMENTARY

August signalled mixed messages for global equity markets, delivering strong US market returns and negative performance in most other markets globally, including Europe. Meanwhile, the S&P 500 Index continued its longest bull run in history at 3,453 days. Oil fell from July year-to-date highs, dipping to \$65 intra month and closing at \$70.

An amalgam of 'Ts' made for negative headlines including; US/China trade wars and tariffs, Turkey (potentially an Emerging Markets currency crisis), Tencent (Chinese regulator limiting new game launches) and China macro data showing some warning signs. Apple and Amazon became the first companies to reach a market cap of \$1 trillion dollars.

On a style basis, growth extended its outperformance over value, which was notable in Europe as it hit a 2 year high.



GAVIN LAUNDER

Gavin joined LGIM in 2007 and is a Fund Manager for the European ex UK portfolios. He has managed the European Growth Trust since August 2013. Previously, he was a Global Equities Analyst at BlueBay Asset Management. Gavin spent the majority of his buy-side career as a Portfolio Manager with UBS O'Connor. Prior, he was a top-rated, sell-side analyst covering the Autos, Capital Goods and Conglomerates sectors at investment banks including SG Warburg and Goldman Sachs. Gavin holds a degree in Philosophy and Economics from University College, London.



KEY RISKS

- The return from this fund is dependent on relatively few individual investments. This means that a fall in the value of an individual investment can have a major impact on the overall performance of the fund.
- The fund could lose money if any institution providing services such as acting as counterparty to derivatives or other instruments, becomes unwilling or unable to meet its obligations to the fund.
- Derivatives are highly sensitive to changes in the value of the asset on which they are based and can increase the size of losses and gains.
- The fund may have underlying investments that are valued in currencies that are different from sterling (British pounds). Any such investments will be impacted by exchange rate fluctuations and this may affect the value of your investment and any income from it. Currency hedging techniques may be applied to reduce the impact of exchange rate fluctuations but may not entirely eliminate it.

For more information, please refer to the key investor information document on our website [↗](#)

LATEST DISTRIBUTION INFORMATION

For distributing unit classes, the latest payments are shown below. Please note that these payments are not guaranteed, are at the discretion of the manager and may be paid out of capital.

Type	Ex-div date	Pay date	Pence per unit
------	-------------	----------	----------------



SPOTLIGHT ON LEGAL & GENERAL INVESTMENT MANAGEMENT

We are one of Europe’s largest asset managers and a major global investor, with assets under management of £984.8 billion (as at 30 June 2018). We work with a wide range of global clients, including pension schemes, sovereign wealth funds, fund distributors and retail investors.

Assets under management include derivative positions and assets managed by LGIMA, an SEC Registered Investment Advisor.

DEALING INFORMATION

Valuation frequency	Daily, 12pm (UK time)
Dealing frequency	Daily
Settlement period	T+4

CODES

ISIN	C Acc	GB00BF5DV386
	C Inc	GB00BF5DV493
SEDOL	C Acc	BF5DV38
	C Inc	BF5DV49
Bloomberg	C Acc	LGEUTAA LN
	C Inc	LGEUTCI LN

TO FIND OUT MORE

 Visit www.legalandgeneral.com

 Call **0370 050 0955**

 Email investments@landg.com

Lines are open Monday to Friday 8.30am to 6.00pm. We may record and monitor calls. Call charges will vary.

Important information

Issued by Legal & General (Unit Trust Managers) Limited as management company for this fund. Registered in England and Wales No. 01009418. Registered Office: One Coleman Street, London, EC2R 5AA. Authorised and Regulated by the Financial Conduct Authority No. 119273. We are members of the Investment Association. All features described in this fact sheet are those current at the time of publication and may be changed in the future. Nothing in this fact sheet should be construed as advice and it is therefore not a recommendation to buy or sell investments. If in doubt about the suitability of this product, you should seek professional advice. No investment decisions should be made without first reviewing the key investor information document of the Fund (“KIID”) which can be obtained from www.legalandgeneral.com. This fact sheet is only directed at investors resident in jurisdictions where this fund is registered for sale. It is not an offer or invitation to persons outside of those jurisdictions. We reserve the right to reject any applications from outside of such jurisdictions.