

# Legal & General Mixed Investment 20-60% Fund



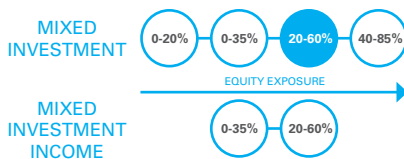
Unit Trust (UCITS compliant) F-Class GBP

## FUND AIM

The objective of this fund is to provide growth of both capital and income. The fund will invest in a broad range of UK and overseas company shares, bonds and other assets. The fund will invest between 20 and 60% in company shares. Generally the fund will invest in these assets through other authorised investment funds.

## FUND RANGE

This fund sits within the L&G Mixed Investment Fund Range. The range aims to meet either growth or income client needs, with a choice of higher and lower risk options and with clearly defined equity exposure boundaries.



## WHO IS THIS FUND FOR?

- This fund is designed for investors looking for growth from an investment in other authorised investment funds.
- Although investors can take their money out at any time, this fund may not be appropriate for those who plan to withdraw their money within five years.
- This fund is not designed for investors who cannot afford more than a minimal loss of their investment.
- If you do not understand this document we recommend you seek additional information to help you decide if this fund is right for you.

## FUND FACTS

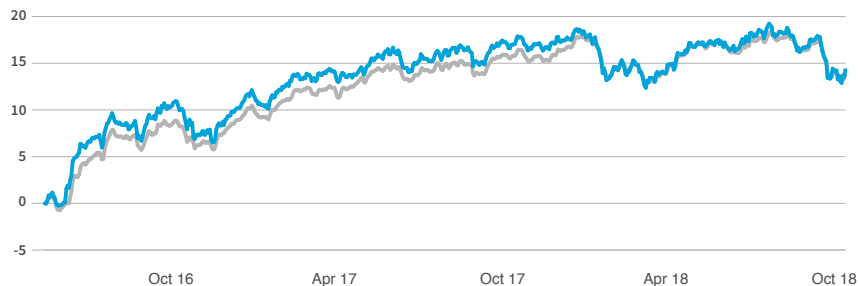
Fund size <b>£905.2m</b>	Base currency <b>GBP</b>	IA Sector <b>IA Mixed Investment 20-60% Shares</b>
Launch date <b>30 Jun 2014</b>	Domicile <b>UK</b>	Historical yield <b>2.0%</b>

## COSTS

Initial charge <b>0.00%</b>	Ongoing charge <b>0.55%</b>
Price basis <b>Single - dilution levy</b>	Dilution levy <b>0.32% - round trip</b>

For detail on price basis methodologies please refer to the 'Guide to Investing With Us' found on our website. [↗](#)

## PERFORMANCE (%)



	1 month	3 months	1 year	3 years	Launch
■ Fund	-2.93	-3.51	-2.34	-	14.27
■ IA Sector	-3.03	-3.42	-1.82	-	13.66

## 12 MONTH PERFORMANCE TO MOST RECENT QUARTER (%)

12 months to 30 September	2018	2017	2016	2015	2014
Fund	1.98	5.89	-	-	-
IA Sector	2.71	6.18	-	-	-

Performance for the F Inc unit class in GBP, launched on 01 June 2016. Source: Lipper. Performance assumes all fund charges have been taken and that all income generated by the investments, after deduction of tax, remains in the fund. The performance comparator is provided to give context to the performance. The Mixed Investment 20-60% Fund aims to achieve an attractive balance between risk and return, and does not aim to closely track the IA sector as a benchmark.

**Past performance is not a guide to future returns. The value of your investment and any income taken from it is not guaranteed and may go up and down.**

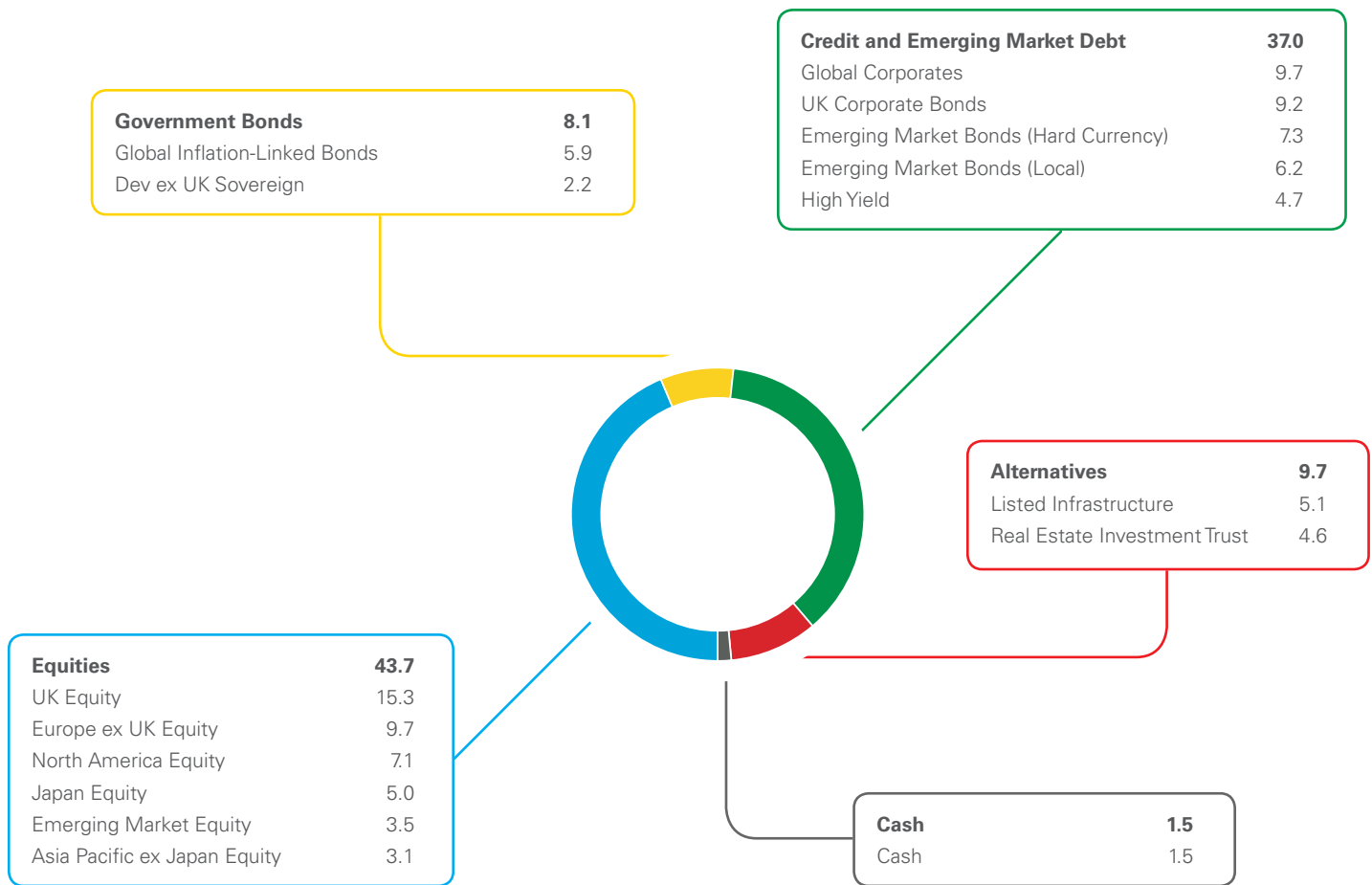
## FUND SNAPSHOT

- A straightforward investment with a diverse selection of assets in one place
- A diversified multi-asset fund that invests between 20% and 60% into shares
- The exact mix is constantly monitored by the team, taking into account their view of the market risks and potential at any given time



## PORTFOLIO BREAKDOWN

All data source LGIM unless otherwise stated. Totals may not sum due to rounding.



**Bruce White**      **Justin Onuekwusi**      **Christopher Teschmacher**

### FUND MANAGERS

The fund managers have responsibility for managing the mixed-investment fund range. They are part of the Multi-Asset Funds (MAF) team in LGIM. This team focuses on designing and managing multi-asset funds that are tailored to match the specific objectives of various client types. The team sits within a wider Asset Allocation team which combines both depth of experience with a broad range of expertise from different fields, including fund management, investment consulting and risk management roles.

### TOP 10 HOLDINGS (%)

LGIM Global Corporate Bond Fund	9.7
L&G Sterling Corporate Bond Index Fund	9.2
L&G (N) Tracker Trust	9.1
L&G European Index Trust	7.4
L&G US Index Trust	7.3
L&G Emerging Markets Government Bond (US\$) Index Fund	7.3
L&G Emerging Markets Government Bond (Local Currency) Index Fund	6.2
LGIM Sterling Liquidity Fund Class 1	6.1
L&G High Income Trust	4.7
L&G Global Listed Infrastructure index Fund	4.1

## RISK AND REWARD PROFILE



The synthetic risk and reward indicator (SRRI) is based on the historic volatility of the fund's value and it may change in the future.

The fund is in category 4 because the mix of different asset types in which the fund invests has a balancing effect on the rate at which the fund share price moves up and down.

## KEY RISKS

- The fund invests directly or indirectly in bonds which are issued by companies or governments. If these companies or governments experience financial difficulty, they may be unable to pay back some or all of the interest, original investment or other payments that they owe. If this happens, the value of your fund may fall.
- By investing in other funds this fund indirectly holds bonds that, rather than being traded on an exchange, are traded through agents, brokers or investment banks matching buyers and sellers. This makes the bonds less easy to buy and sell than investments that are traded on an exchange and on any particular day there may not be a buyer or a seller for the bonds. In times of market uncertainty or if an exceptional amount of withdrawals are requested it may become less easy for your fund to sell its holdings in other funds and the Manager may defer withdrawals, or suspend dealing. The Manager can only delay paying out if it is in the interests of all investors and with the permission of the fund trustee or depository.
- The fund could lose money if any institution providing services such as acting as counterparty to derivatives or other instruments, becomes unwilling or unable to meet its obligations to the fund.
- Derivatives are highly sensitive to changes in the value of the asset on which they are based and can increase the size of losses and gains.
- The fund may have underlying investments that are valued in currencies that are different from sterling (British pounds). Any such investments will be impacted by exchange rate fluctuations and this may affect the value of your investment and any income from it. Currency hedging techniques may be applied to reduce the impact of exchange rate fluctuations but may not entirely eliminate it.
- Investment returns on bonds are sensitive to trends in interest rate movements. Their values are likely to fall when interest rates rise. Such falls may be more pronounced in a low interest rate environment. Bonds with a short time to go before their maturity date will fall by less than bonds with a longer time to their maturity date.

For more information, please refer to the key investor information document on our website [↗](#)

## LATEST DISTRIBUTION INFORMATION

For distributing unit classes, the latest payments are shown below. Please note that these payments are not guaranteed, are at the discretion of the manager and may be paid out of capital.

Type	Ex-div date	Pay date	Pence per unit
Final	01 Aug 18	28 Sep 18	0.45p
Interim	01 Feb 18	31 Mar 18	0.60p
Final	01 Aug 17	29 Sep 17	0.48p
Interim	31 Jan 17	31 Mar 17	0.58p

## Important information

Issued by Legal & General (Unit Trust Managers) Limited as management company for this fund. Registered in England and Wales No. 01009418. Registered Office: One Coleman Street, London, EC2R 5AA. Authorised and Regulated by the Financial Conduct Authority No. 119273. We are members of the Investment Association. All features described in this fact sheet are those current at the time of publication and may be changed in the future. Nothing in this fact sheet should be construed as advice and it is therefore not a recommendation to buy or sell investments. If in doubt about the suitability of this product, you should seek professional advice. No investment decisions should be made without first reviewing the key investor information document of the Fund ("KIID") which can be obtained from [www.legalandgeneral.com](http://www.legalandgeneral.com). This fact sheet is only directed at investors resident in jurisdictions where this fund is registered for sale. It is not an offer or invitation to persons outside of those jurisdictions. We reserve the right to reject any applications from outside of such jurisdictions.



## SPOTLIGHT ON LEGAL & GENERAL INVESTMENT MANAGEMENT

We are one of Europe's largest asset managers and a major global investor, with assets under management of £984.8 billion (as at 30 June 2018). We work with a wide range of global clients, including pension schemes, sovereign wealth funds, fund distributors and retail investors.

Assets under management include derivative positions and assets managed by LGIMA, an SEC Registered Investment Advisor.

## DEALING INFORMATION

Valuation frequency	Daily, 3pm (UK time)
Dealing frequency	Daily
Settlement period	T+4

## CODES

<b>ISIN</b>	F Acc	GB00BDGNVT97
	F Inc	GB00BDGNVS80
<b>SEDOL</b>	F Acc	BDGNVT9
	F Inc	BDGNVS8
<b>Bloomberg</b>	F Acc	LGM60FA LN
	F Inc	LGM60FI LN

## TO FIND OUT MORE

 Visit [www.legalandgeneral.com](http://www.legalandgeneral.com)

 Call **0370 050 0955**

 Email [investments@landg.com](mailto:investments@landg.com)

Lines are open Monday to Friday 8.30am to 6.00pm. We may record and monitor calls. Call charges will vary.