

Emerging Market Passive US Currency Government Bond Fund



Unit-Linked Life Insurance Reported in GBP (Gross of charges)

FUND AIM

The investment objective of the fund is to provide diversified exposure to the US dollar denominated emerging market government bond market, as represented by the J.P. Morgan Emerging Markets Bond Index (EMBI) Global Diversified.

RISK AND REWARD PROFILE



The summary risk indicator is a guide to the level of risk of this product compared to other products. It shows how likely it is that the product will lose money because of movements in the markets or because we are not able to pay you.

The risk indicator assumes you keep the product for 5 years. The actual risk can vary significantly if you cash in at an early stage and you may get back less.

For more information, please refer to the Key Risks section on page 3.

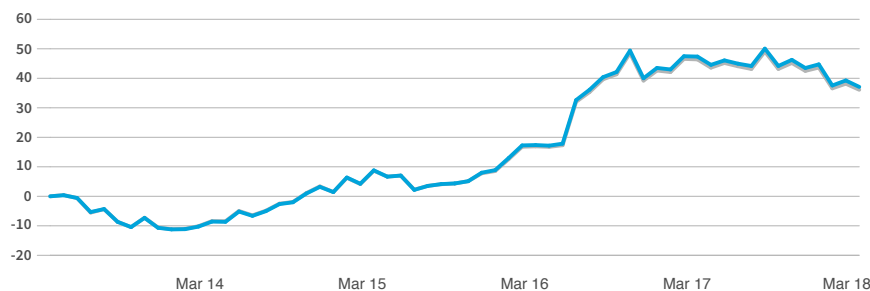
WHO IS THIS FUND FOR?

- The trustees of UK registered and certain non-UK registered defined benefit or defined contribution occupational pension schemes, which may be classified as either retail clients or professional clients.
- Although investors can take their money out at any time, the recommended minimum holding period is 5 years.
- Please refer to your professional advisor who should be able to advise you on the suitability of this fund for your scheme.

FUND FACTS

Fund size £741.1m	Base currency GBP	Benchmark JPM EM Mkts Bd Idx (EMBI) Global Diversified	
Launch date Apr 2012	Domicile United Kingdom	Gross redemption yield 5.30%	Modified duration 6.77 years

PERFORMANCE (%)



	YTD	3m	6m	1y	3y	5y
■ Fund	-5.28	-5.28	-4.92	-6.98	8.00	6.51
■ Benchmark	-5.25	-5.25	-4.93	-7.02	7.79	6.36
Relative	-0.03	-0.03	+0.01	+0.04	+0.21	+0.15

CALENDAR YEAR PERFORMANCE (%)

	2017	2016	2015	2014	2013
Fund	0.84	31.82	7.31	14.29	-7.13
Benchmark	0.71	31.38	7.05	14.11	-7.01
Relative	+0.13	+0.44	+0.26	+0.18	-0.12

All performance periods over a year will be annualised. Source: LGIM. Performance based on weekly mid-market prices before the deduction of fees. **Past performance is not a guide to future performance and the value of investments can go down as well as up.**

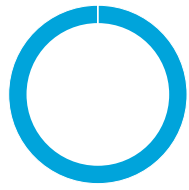
FUND CHARACTERISTICS

The fund is managed passively rather than as an index tracking fund. Therefore, the fund aims to provide diversified exposure to the constituents of the reference index, in a cost efficient manner, rather than targeting an index return. All securities are denominated in US dollars

Please note that there is a performance differential for end of March 2018, please see page 3 for further information.

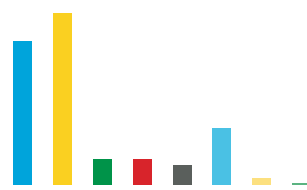
PORTFOLIO BREAKDOWN

All data source LGIM unless otherwise stated. Totals may not sum due to rounding. In order to minimise transaction costs, the Fund will not always own all the assets that constitute the index and on occasion it will own assets that are not in the index.



CURRENCY (%)

■ USD	100.0
-------	-------



YEARS TO MATURITY (%)

■ 0 to 5	31.8
■ 5 to 10	38.1
■ 10 to 15	5.8
■ 15 to 20	5.7
■ 20 to 25	4.3
■ 25 to 30	12.6
■ 30 to 40	1.5
■ 40+	0.3



■ Top 10 holdings 5.7%
 ■ Rest of portfolio 94.4%

No. of issuers in fund 178
 No. of issuers in index 185

TOP 10 HOLDINGS (%)

Republica Orient Uruguay 5.1% 2050	0.7
Peru 8.75% 2033	0.6
Republic of Poland 5.0% 2022	0.6
Peru 5.625% 2050	0.6
Arab Republic Of Egypt 8.500% 2047	0.6
Iraq Government Bond 5.80% 2028	0.5
Republic of Argentina 7.5% 2026	0.5
Hungary 5.375% 2024	0.5
Hungary 6.375% 2021	0.5
South Africa 4.3% 2028	0.5

CREDIT RATING (%)

A	12.2	■
BBB	38.5	■
BB	18.9	■
B	27.7	■
CCC	1.1	■
CC	0.5	■
C	0.1	■
D	0.5	■
NR	0.6	■

COUNTRY (%)

🇲🇽 Mexico	5.1
🇮🇩 Indonesia	4.3
🇨🇳 China	4.2
🇹🇷 Turkey	3.7
🇷🇺 Russia	3.6
🇦🇷 Argentina	3.4
🇵🇭 Philippines	3.3
🇧🇷 Brazil	3.3
🇨🇴 Colombia	2.9
🌐 Other	66.2

Celebrating
25
 Years

INDEX FUND MANAGEMENT TEAM

The Index Fund Management team comprises 25 fund managers, supported by two analysts. Management oversight is provided by the Global Head of Index Funds. The team has average industry experience of 15 years, of which seven years has been at LGIM, and is focused on achieving the equally important objectives of close tracking and maximising returns.

KEY RISKS

- The value of an investment and any income taken from it is not guaranteed and can go down as well as up. You may get back less than the amount you originally invested.
- The return from your investment is not guaranteed and therefore you may receive a lower or higher return than you anticipated. There will be a variation in performance between funds with similar objectives due to the different assets selected.
- PMC's charges and associated transaction costs are subject to change, with notice for the former and without notice for the latter. Charges and transactions costs deducted from the policy reduce your potential for capital growth in the future.
- Tax rules and the treatment of income and capital gains could change in the future and may be applied retrospectively.
- Inflation reduces the purchasing power of money over time as the cost of purchasing goods and services increases. If the rate of inflation exceeds the rate of return on your portfolio, it will erode the value of your portfolio and its investments in real terms.
- In extreme market conditions it may be difficult to realise assets held for a fund and it may not be possible to redeem units at short notice. We may have to delay acting on your instructions to sell or the price at which you cancel the units may be lower than you anticipated.
- The value of a fund's assets may be affected by uncertainties such as international political developments, market sentiment, economic conditions, changes in government policies, restrictions on foreign investment and currency repatriation, currency fluctuations and other developments in the laws and regulations of countries in which investment may be made.
- PMC seeks to mitigate counterparty risk wherever possible on behalf of its policyholders through a variety of measures which include: each fund's non-cash assets being held with independent custodians, sweeping cash (where appropriate) overnight into the LGIM's range of Liquidity funds (above a deminimus level), using the delivery versus payment system when settling transactions and the use of central clearing for exchange traded derivatives and forward foreign exchange transactions. However, in the event of the failure of a counterparty, custodian or issuer there is a residual risk that a fund may suffer asset losses which are unrecoverable.

For more information, please refer to the Description of Funds [↗](#)

Please note that fund and client performance numbers for any investment periods up to the end of March 2018 are based on FX rates as at 30 March 2018. Due to the public holiday in the UK and some International markets on 30 March 2018, the end of March 2018 index performance numbers are based on FX rates as at 29 March 2018. The performance differential attributable to this timing discrepancy will be expected to reverse in April. Should you require more information please contact clientreportingteam@lgim.com.



SPOTLIGHT ON LEGAL & GENERAL INVESTMENT MANAGEMENT

We are one of Europe's largest asset managers and a major global investor, with assets under management of £983.3 billion (as at 31 December 2017). We work with a wide range of global clients, including pension schemes, sovereign wealth funds, fund distributors and retail investors.

Assets under management includes derivative positions and assets managed by LGIMA, an SEC Registered Investment Advisor.

DEALING INFORMATION

Units can be purchased, sold or switched on a designated dealing day. Funds are offered on a weekly or daily basis as below:

Weekly close	Yes
Daily close	Yes
Daily midday	No

Further information is available in the relevant operational procedures sheet and the Description of Funds [↗](#)

TO FIND OUT MORE



Visit www.lgim.com



Call **+44 (0) 20 3124 3277**

We may record and monitor calls. Call charges will vary.

Important information

Issued by Legal and General Assurance (Pensions Management) Limited ("PMC") which is a life insurance company and manages this investment using an insurance policy notionally divided into a number of Funds. Registered in England and Wales No. 01006112. Registered Office: One Coleman Street, London, EC2R 5AA. Authorised by the Prudential Regulation Authority and Regulated by the Financial Conduct Authority and the Prudential Regulation Authority No. 202202. Legal & General Investment Management Limited has been appointed as the discretionary investment manager for this Fund, it is authorised and regulated by the Financial Conduct Authority No. 119272. All features described in this factsheet are those current at the time of publication and may be changed in the future. Nothing in this factsheet should be construed as advice and it is therefore not a recommendation to buy or sell securities. If in doubt about the suitability of this product, you should seek professional advice. Copies of the Key Features Document, Descriptions of Funds and associated policy documents are available free of charge on request. This document is only directed at investors resident in jurisdictions where our funds are registered for sale. It is not an offer or invitation to persons outside of those jurisdictions. We reserve the right to reject any applications from outside of such jurisdictions.

Source: Unless otherwise indicated all data contained in this factsheet is sourced from Legal & General Investment Management Limited. Where this document contains third party data ("Third Party Data"), we cannot guarantee the accuracy, completeness or reliability of such Third Party Data and accept no responsibility or liability whatsoever in respect of such Third Party Data.

Information has been obtained from sources believed to be reliable but J.P. Morgan does not warrant its completeness or accuracy. The Index is used with permission. The Index may not be copied, used, or distributed without J.P. Morgan's prior written approval. Copyright 2018, J.P. Morgan Chase & Co. All rights reserved.

Internal Fund Code: XPAD