

# Legal & General Growth Trust

Unit Trust (UK UCITS compliant) R-Class GBP

Base currency: GBP

Domicile: UK



## FUND AIM

The objective of the Fund is to provide growth above that of the FTSE All Share TR Net Index, the "Benchmark Index". The Fund aims to outperform the Benchmark Index by 4% per annum. This objective is before the deduction of any charges and measured over rolling three year periods.

## RISK AND REWARD PROFILE



The synthetic risk and reward indicator (SRRI) is based on the historic volatility of the fund's value and it may change in the future.

This fund is in category 6 because it invests in company shares which generally provide higher rewards and higher risks than other investments such as bonds, cash or commercial property.

For more information, please refer to the Key Risks section on page 4.

## WHO IS THIS FUND FOR?

- This fund is designed for investors looking for growth from an investment in company shares from the UK.
- Although investors can take their money out at any time, this fund may not be appropriate for those who plan to withdraw their money within five years.
- This fund is not designed for investors who cannot afford more than a minimal loss of their investment.
- If you do not understand this document we recommend you seek additional information to help you decide if this fund is right for you.

## FUND FACTS

Fund size  
**£321.0m**

Fund launch date  
**1 Nov 2000**

Historical yield  
**0.0%**

## COSTS

Initial charge  
**0.00%**

Ongoing charge  
**1.43%**

Price basis  
**Single swing**

Dilution adjustment  
**0.68%- round trip**

## BENCHMARKS

Benchmark

**FTSE All Share TR Net Index**

Performance objective

**FTSE All Share TR Net Index +4%**

Comparator benchmark

**IA Sector: UK All Companies**

## PERFORMANCE (%)



	1 month	3 months	1 year	3 years	5 years
■ Fund	5.24	5.24	32.48	24.27	63.70
■ Benchmark	0.53	1.79	26.58	5.34	32.02
Performance objective	-	-	-	18.54	59.26
Comparator	1.26	2.65	32.28	11.53	41.29

## 12 MONTH PERFORMANCE TO MOST RECENT QUARTER (%)

12 months to 30 June	2021	2020	2019	2018	2017
Fund	25.66	2.41	-7.71	12.73	26.73
Benchmark	21.40	-13.03	0.52	8.98	18.08
Comparator	27.63	-11.21	-2.12	9.11	22.72

For annual performance against the performance objective please see the Key Investor Information Document (KIID). Performance for the R Inc unit class in GBP, launched on 24 December 2004. Source: Lipper. Performance assumes all fund charges have been taken and that all income generated by the investments, after deduction of tax, remains in the fund.

**Past performance is not a guide to the future.**

## FUND SNAPSHOT

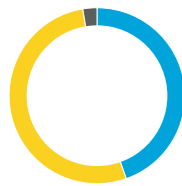
- **What does it invest in?** Invests at least 90% in the shares of UK companies that the manager believes have strong growth prospects.
- **How does it invest?** Actively managed, with holdings in 25 companies on average over a typical market cycle of 3-5 years, which means the fund will be concentrated.

## PORTFOLIO BREAKDOWN

All data source LGIM unless otherwise stated. Totals may not sum due to rounding.

### COUNTRY (%)

	United Kingdom	100.0
--	----------------	-------



### MARKET CAPITALISATION (%)

■ Large	44.6
■ Mid	52.8
■ Small	-
■ Micro	-
■ Cash and Equivalents	2.6













■ Top 10 holdings 43.1%  
■ Rest of portfolio 56.9%  
No. of holdings 25











### TOP 10 HOLDINGS (%)

Darktrace Plc	5.1
Keywords Studios	4.4
Alphawave IP Group Plc WI	4.3
Rentokil Initial	4.3
Just Eat Takeaway.Com	4.3
Croda International	4.2
Ceres Power Holdings	4.2
Ocado Group	4.2
St. James's Place	4.1
GB Group	4.1

### TOP SECTOR OVER/UNDERWEIGHTS (%)

	Fund	Relative	
Technology	17.4	15.4	
Industrials	23.6	10.6	
Unclassified	8.5	8.5	
Telecommunications	4.0	1.8	
Real Estate	4.0	0.7	
Utilities	0.0	-3.0	
Consumer Discretionary	7.3	-4.9	
Health Care	4.1	-5.6	
Energy	0.0	-7.2	
Financials	8.0	-14.2	

### TOP 5 STOCK OVER/UNDERWEIGHTS (%)

	Fund	Relative	
Darktrace Plc	5.1	5.1	
Keywords Studios	4.4	4.4	
Alphawave IP Group Plc WI	4.3	4.3	
Ceres Power Holdings	4.2	4.2	
GB Group	4.1	4.1	
HSBC Holdings	0.0	-3.4	
Diageo	0.0	-3.4	
Unilever	0.0	-4.5	
Royal Dutch Shell	0.0	-4.6	
AstraZeneca	0.0	-5.3	

## FUND MANAGER COMMENTARY

Most equity markets enjoyed another positive month as we saw a confident reaction to Q2 corporate results. Investors grappled with the latest Covid related headlines, China's regulatory actions and signs of peak industry data which dampened some recovery optimism. However, this was set against a roaring earnings season and steadfast message from central banks. Positive earnings delivery, guidance upgrades and analyst revisions have been a key feature of first half results. Despite the short-term impact of inflation and supply disruption, we continue to believe new investment trends, order book growth, capex uplift and a spending consumer will help drive share prices and support valuations.

On performance, we saw UK mid-caps comfortably outperform large-caps. Sector winners were Real Estate, Basic Materials, Industrials and Technology. Telecoms, Healthcare and Staples underperformed as defensive quality sectors were left behind. M&A activity is continuing, with high profile movement in food and defence sectors highlighting once again the relative valuation merits of UK assets.

The L&G Growth Trust delivered a strong return during the month and outperformed its benchmark by 490bps. For selection we saw strong gains in Technology, Telecoms and Financials. On allocation the overweight in Technology and Industrials was a positive. While the underweight in Healthcare and zero exposure to Banks and Staples added value. The biggest individual stock contributors included Darktrace, Alphawave IP, Keywords Studios, Croda, Rentokil, Genus, Experian and 3i Group. The only notable detractors were Boohoo Group and Ocado Group. In terms of trading, it was a quiet month following a busy second quarter period of activity.



### GAVIN LAUNDER

Gavin joined LGIM in 2007 and has been the Fund Manager for the UK Growth Trust since September 2014. Previously, he was a Global Equities Analyst at BlueBay Asset Management. Gavin spent the majority of his buy-side career as a Portfolio Manager with UBS O'Connor. Prior to this, he was a top-rated, sell-side analyst covering the Autos, Capital Goods and Conglomerates sectors at investment banks including SG Warburg (now part of UBS) and Goldman Sachs. Gavin holds a degree in Philosophy and Economics from University College, London.



## ENVIRONMENTAL PERFORMANCE

Carbon dioxide (CO<sub>2</sub>) is the most significant contributor to greenhouse gas emissions which are driving climate change.



0  
Tonnes

CO<sub>2</sub>e<sup>i</sup> per \$1 million EVIC

### CARBON RESERVES

Carbon reserves are fossil fuels (coal, oil and gas) which, if burnt, will become the carbon emissions of the future. To meet global climate change targets, the unabated use of fossil fuels is expected to decline over time.

The figure is a measure of the size of carbon reserves held by the fund's underlying companies.



75  
Tonnes

CO<sub>2</sub>e per \$1 million of revenues

### CARBON EMISSIONS

Following the global Paris Agreement on climate change, companies in all sectors are expected to reduce their emissions to prepare and adapt for a low-carbon economy.

Carbon emissions intensity describes the relationship between the carbon emissions of a company and its sales<sup>ii</sup>.

## NOTES

<sup>i</sup> Carbon dioxide equivalent (CO<sub>2</sub>e) is a standard unit to compare the emissions of different greenhouse gases.

<sup>ii</sup> The choice of this metric follows best practice recommendations from the **Task Force on Climate-related Financial Disclosures**.

**Trucost:** Source: S&P Trucost Limited © Trucost 2019. All rights in the Trucost Data and Reports vest in Trucost and/or its licensors. Neither Trucost, nor its affiliates, nor its licensors accept any liability for any errors, omissions or interruptions in the Trucost Data and/or Reports. No further distribution of the Data and/or Reports is permitted without Trucost's express written consent.

The calculations above rely on third party data provided at a point in time that may not cover the entirety of the fund's investments or the fund's benchmark (against which the fund's performance is measured). As a result, what we may report may change as third party data changes and may also differ from other third party calculations.

**Refinitiv:** Source: Refinitiv ESG



For further information please go to [www.lgim.com/esginfo](http://www.lgim.com/esginfo)

**KEY RISKS**

- The value of an investment and any income taken from it is not guaranteed and can go down as well as up; you may not get back the amount you originally invested.
- The return from this fund is dependent on relatively few individual investments. This means that a fall in the value of an individual investment can have a major impact on the overall performance of the fund.
- The fund could lose money if any institution providing services such as acting as counterparty to derivatives or other instruments, becomes unwilling or unable to meet its obligations to the fund.
- Derivatives are highly sensitive to changes in the value of the asset on which they are based and can increase the size of losses and gains.
- The fund may have underlying investments that are valued in currencies that are different from sterling (British pounds). Exchange rate fluctuations will impact the value of your investment. Currency hedging techniques may be applied to reduce this impact but may not entirely eliminate it.

For more information, please refer to the key investor information document on our website [↗](#)

**LATEST DISTRIBUTION INFORMATION**

For distributing unit classes, the latest payments are shown below. Please note that these payments are not guaranteed, are at the discretion of the manager and may be paid out of capital.

Type	Ex-div date	Pay date	Pence per unit
Final	17 May 21	15 Jul 21	0.00p
Interim	16 Nov 20	12 Jan 21	0.00p
Final	18 May 20	15 Jul 20	0.00p
Interim	18 Nov 19	15 Jan 20	0.38p



**SPOTLIGHT ON LEGAL & GENERAL INVESTMENT MANAGEMENT**

We are one of Europe’s largest asset managers and a major global investor, with assets under management of £1,278.9 billion (as at 31 December 2020). We work with a wide range of global clients, including pension schemes, sovereign wealth funds, fund distributors and retail investors.

Source: LGIM internal data as at 31 December 2020. The AUM disclosed aggregates the assets managed by LGIM in the UK, LGIMA in the US and LGIM Asia in Hong Kong. The AUM includes the value of securities and derivatives positions.

**DEALING INFORMATION**

Valuation frequency	Daily, 12pm (UK time)
Dealing frequency	Daily
Settlement period	T+4

**CODES**

<b>ISIN</b>	R Acc	GB00B032BQ58
	R Inc	GB00B032BP42
<b>SEDOL</b>	R Acc	B032BQ5
	R Inc	B032BP4
<b>Bloomberg</b>	R Acc	LEGGRRR
	R Inc	LEGGRRR

**TO FIND OUT MORE**

 Visit [www.legalandgeneral.com](http://www.legalandgeneral.com)

 Call **0370 050 0955**

 Email [investments@landg.com](mailto:investments@landg.com)

Lines are open Monday to Friday 8.30am to 6.00pm. We may record and monitor calls. Call charges will vary.

**Important information**

Copyright © 2021 Legal & General. This document is subject to copyright. Any unauthorised use is strictly prohibited. All rights are reserved. Issued by Legal & General (Unit Trust Managers) Limited as management company for this fund. Registered in England and Wales No. 01009418. Registered Office: One Coleman Street, London, EC2R 5AA. Authorised and Regulated by the Financial Conduct Authority No. 119273. We are members of the Investment Association. All features described in this fact sheet are those current at the time of publication and may be changed in the future. Nothing in this fact sheet should be construed as advice and it is therefore not a recommendation to buy or sell investments. If in doubt about the suitability of this product, you should seek professional advice. No investment decisions should be made without first reviewing the key investor information document of the Fund (“KIID”) which can be obtained from [www.legalandgeneral.com](http://www.legalandgeneral.com). This fact sheet is only directed at investors resident in jurisdictions where this fund is registered for sale. It is not an offer or invitation to persons outside of those jurisdictions. We reserve the right to reject any applications from outside of such jurisdictions.

Source: London Stock Exchange Group plc and its group undertakings (collectively, the “LSE Group”). © LSE Group 2021. FTSE Russell is a trading name of certain of the LSE Group companies. “FTSE®” is a trade mark of the relevant LSE Group companies and is used by any other LSE Group company under license. All rights in the FTSE Russell indexes or data vest in the relevant LSE Group company which owns the index or the data. Neither LSE Group nor its licensors accept any liability for any errors or omissions in the indexes or data and no party may rely on any indexes or data contained in this communication. No further distribution of data from the LSE Group is permitted without the relevant LSE Group company’s express written consent. The LSE Group does not promote, sponsor or endorse the content of this communication.