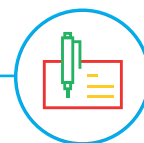


# Active Corporate Bond- All Stocks- Fund



Unit-Linked Life Insurance Reported in GBP (Gross of charges)

## FUND AIM

The fund aims to exceed the Markit iBoxx £ Non-Gilts Index by 0.75% p.a. (before fees) over a three year rolling period.

## RISK AND REWARD PROFILE



The summary risk indicator is a guide to the level of risk of this product compared to other products. It shows how likely it is that the product will lose money because of movements in the markets or because we are not able to pay you.

The risk indicator assumes you keep the product for 5 years. The actual risk can vary significantly if you cash in at an early stage and you may get back less.

For more information, please refer to the Key Risks section on page 3.

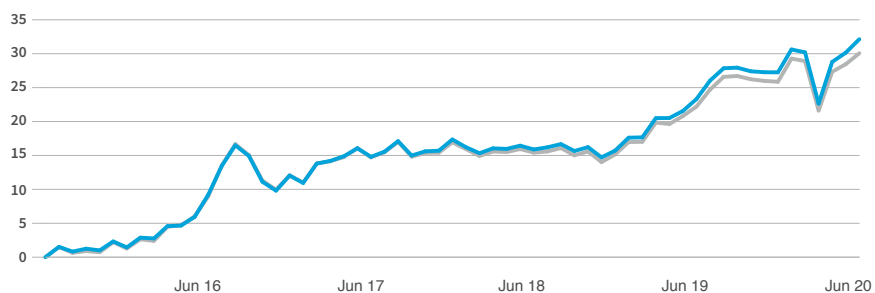
## WHO IS THIS FUND FOR?

- The trustees of UK registered and certain non-UK registered defined benefit or defined contribution occupational pension schemes, which may be classified as either retail clients or professional clients.
- Although investors can take their money out at any time, the recommended minimum holding period is 5 years.
- Please refer to your professional advisor who should be able to advise you on the suitability of this fund for your scheme.

## FUND FACTS

Fund size <b>£3,439.4m</b>	Base currency <b>GBP</b>	Benchmark <b>Markit iBoxx £ Non-Gilts Index</b>	
Launch date <b>Jul 2002</b>	Domicile <b>United Kingdom</b>	Gross redemption yield <b>2.23% (unhedged)</b>	Modified duration <b>7.69 years</b>

## PERFORMANCE (%)



	YTD	3m	6m	1y	3y	5y
■ Fund	3.83	7.75	3.83	7.12	4.79	5.73
■ Benchmark	3.34	6.95	3.34	6.41	4.27	5.39
Relative	+0.49	+0.80	+0.49	+0.71	+0.52	+0.34

## CALENDAR YEAR PERFORMANCE (%)

	2019	2018	2017	2016	2015
Fund	9.95	-1.40	4.76	10.44	0.67
Benchmark	9.27	-1.51	4.32	10.65	0.49
Relative	+0.68	+0.11	+0.44	-0.21	+0.18

All performance periods over a year will be annualised. Source: LGIM. Performance based on weekly mid-market prices before the deduction of fees. **Past performance is not a guide to the future.**

## FUND CHARACTERISTICS

While the fund actively manages interest rate risk, it seeks to outperform the benchmark principally through active management of credit risk. The fund has a duration of up to +/-1 year relative to its benchmark and a tracking error range of up to 1.5% p.a. The fund primarily invests in corporate fixed interest securities denominated in sterling with credit ratings of BBB- (or equivalent) and above. The fund can also hold an exposure to UK government bonds and cash. In order to access greater investment opportunities, the fund is permitted to allocate a maximum of 20% of the portfolio to EUR and USD credit hedged back to sterling. The fund has the ability to use derivatives for more efficient portfolio management (Available from 1 December 2008).

## PORTFOLIO BREAKDOWN

All data source LGIM unless otherwise stated. Totals may not sum due to rounding.



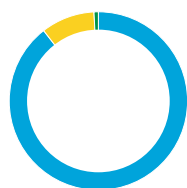
■ Top 10 issuers 23.0%  
■ Rest of portfolio 77.0%  
No. of issuers 333

### TOP 10 ISSUERS (%)

United Kingdom	5.2
Wells Fargo & Company	2.3
HSBC Holdings plc	2.2
Lloyds Banking Group plc	2.1
United Utilities Water plc	2.1
AT&T Inc	2.1
Aviva plc	2.0
BP plc	1.8
British American Tobacco plc	1.7
EDF SA	1.5

### TOP SECTOR OVER/UNDERWEIGHTS (%)

	Fund	Benchmark	Relative	
Utilities	19.7	13.9	5.8	■
Cash and Equivalents	3.6	-	3.6	■
Consumer Goods	7.7	5.1	2.6	■
Financial Services	4.7	2.6	2.1	■
Oil & Gas	3.4	1.6	1.8	■
Consumer Services	5.6	4.2	1.4	■
Industrials	5.1	4.0	1.1	■
Insurance	6.5	5.7	0.9	■
Telecommunications	5.2	4.8	0.4	■
Banks	14.7	14.7	0.1	
ABS	10.7	10.7	0.1	
Technology	0.8	0.8	0.0	
Health Care	1.6	2.1	-0.5	■
Basic Materials	0.1	0.9	-0.8	■
Real Estate	2.0	2.8	-0.8	■
Covered	1.9	2.9	-0.9	■
Sovereign	6.6	23.4	-16.8	■



### CURRENCY (%)

■ GBP	89.6
■ USD	9.7
■ EUR	0.8

### CREDIT RATING (%)

	Fund	Benchmark	Relative	
AAA	2.3	20.2	-18.0	■
AA	10.3	10.4	0.0	
A	27.5	23.6	4.0	■
BBB	50.4	44.6	5.8	■
BB	5.9	1.2	4.7	■
Cash	3.6	-	3.6	■

## FUND MANAGER COMMENTARY

Credit markets rebounded dramatically from their March slump, significantly outperforming government bond markets during the second quarter. Optimism over the potential for global economic activity to recover sharply as COVID-19 lockdowns are eased and confidence that a vaccine could be developed earlier than had been expected boosted investors' risk appetite.

During the quarter, the fund substantially outperformed the reference benchmark, gross of fees. Overall, credit selection and overseas positioning were key positive contributors. At the sector level, positive sector contributions came from the overweights to utilities and to personal and household goods, along with the underweights to insurance and quasi-sovereigns. Performance was held back by the underweight to banks and the overweight to travel and leisure. At the single name level, the top five performers (all overweight) were United Utilities, Qatar, Well Fargo, Tesco, and Sanctuary Housing. The five greatest single name detractors were underweights to Rabobank, Barclays, Enel, Citi and Lloyds.

Whilst we remain confident that credit performance is being underpinned by central bank asset purchases and fiscal stimulus, we are well aware of how much credit has recovered from its mid-March levels. The key market dynamic remains virus-related, whether in the form of global or local second waves, or in the rate of infections and fatalities in the US which, if they worsen, could cause widespread lockdowns, leading to greater unemployment and deteriorating creditworthiness.



**IAN HUTCHINSON**

Ian leads our UK Active Credit team and lead manages our flagship all-stock and over 10 year strategies. He joined LGIM in 2004 as a product specialist on the fixed income desk, and in 2006 became a trainee fund manager role working on UK investment grade credit portfolios. He started his career in 1998 at Standard & Poor's MMS as a Eurobond analyst. Ian is IMC qualified and a CFA charterholder. He holds a degree in international relations from the University of Sussex.

## KEY RISKS

- The value of an investment and any income taken from it is not guaranteed and can go down as well as up; you may not get back the amount you originally invested.
- The return from your investment is not guaranteed and therefore you may receive a lower or higher return than you anticipated. There will be a variation in performance between funds with similar objectives due to the different assets selected.
- PMC's charges and associated transaction costs are subject to change, with notice for the former and without notice for the latter. Charges and transactions costs deducted from the policy reduce your potential for capital growth in the future.
- Tax rules and the treatment of income and capital gains could change in the future and may be applied retrospectively.
- Inflation reduces the purchasing power of money over time as the cost of purchasing goods and services increases. If the rate of inflation exceeds the rate of return on your portfolio, it will erode the value of your portfolio and its investments in real terms.
- In extreme market conditions it may be difficult to realise assets held for a fund and it may not be possible to redeem units at short notice. We may have to delay acting on your instructions to sell or the price at which you cancel the units may be lower than you anticipated.
- The value of a fund's assets may be affected by uncertainties such as international political developments, market sentiment, economic conditions, changes in government policies, restrictions on foreign investment and currency repatriation, currency fluctuations and other developments in the laws and regulations of countries in which investment may be made.
- PMC seeks to mitigate counterparty risk wherever possible on behalf of its policyholders through a variety of measures which include: each fund's non-cash assets being held with independent custodians, sweeping cash (where appropriate) overnight into the LGIM's range of Liquidity funds (above a deminimus level), using the delivery versus payment system when settling transactions and the use of central clearing for exchange traded derivatives and forward foreign exchange transactions. However, in the event of the failure of a counterparty, custodian or issuer there is a residual risk that a fund may suffer asset losses which are unrecoverable.

For more information, please refer to the Description of Funds [↗](#)



### SPOTLIGHT ON LEGAL & GENERAL INVESTMENT MANAGEMENT

We are one of Europe's largest asset managers and a major global investor, with assets under management of £1,196.2 billion (as at 31 December 2019). We work with a wide range of global clients, including pension schemes, sovereign wealth funds, fund distributors and retail investors.

Source: LGIM internal data as at 31 December 2019. The AUM disclosed aggregates the assets managed by LGIM in the UK, LGIMA in the US and LGIM Asia in Hong Kong. The AUM includes the value of securities and derivatives positions.

## DEALING INFORMATION

Units can be purchased, sold or switched on a designated dealing day. Funds are offered on a weekly or daily basis as below:

Weekly close	Yes
Daily close	Yes
Daily midday	Yes
NIS available	Yes

The Notional Income Service (NIS) is available from the weekly dealt version where indicated. Further information is available in the relevant operational procedures sheet and the Description of Funds [↗](#)

## TO FIND OUT MORE



Visit [www.lgim.com](http://www.lgim.com)



Call **+44 (0) 20 3124 3277**

We may record and monitor calls. Call charges will vary.

## Important information

Copyright © 2020 Legal & General. This document is subject to copyright. Any unauthorised use is strictly prohibited. All rights are reserved.

Issued by Legal and General Assurance (Pensions Management) Limited ("PMC") which is a life insurance company and manages this investment using an insurance policy notionally divided into a number of Funds. Registered in England and Wales No. 01006112. Registered Office: One Coleman Street, London, EC2R 5AA. Authorised by the Prudential Regulation Authority and Regulated by the Financial Conduct Authority and the Prudential Regulation Authority No. 202202. Legal & General Investment Management Limited has been appointed as the discretionary investment manager for this Fund, it is authorised and regulated by the Financial Conduct Authority No. 119272. All features described in this factsheet are those current at the time of publication and may be changed in the future. Nothing in this factsheet should be construed as advice and it is therefore not a recommendation to buy or sell securities. If in doubt about the suitability of this product, you should seek professional advice. Copies of the Key Features Document, Descriptions of Funds and associated policy documents are available free of charge on request. This document is only directed at investors resident in jurisdictions where our funds are registered for sale. It is not an offer or invitation to persons outside of those jurisdictions. We reserve the right to reject any applications from outside of such jurisdictions.

Source: Unless otherwise indicated all data contained in this factsheet is sourced from Legal & General Investment Management Limited. Where this document contains third party data ("Third Party Data"), we cannot guarantee the accuracy, completeness or reliability of such Third Party Data and accept no responsibility or liability whatsoever in respect of such Third Party Data.

The Markit iBoxx index referenced herein is the intellectual property of Markit Indices Limited ("Markit") and is used under license. The Fund is not sponsored, endorsed, or promoted by Markit. Markit makes no representations or warranties as to the index including those of merchantability or fitness for a particular purpose or use, or the accuracy and/or completeness of the index or any data included therein.

**Internal Fund Code: DC**