

L&G Emerging Markets Bond Fund

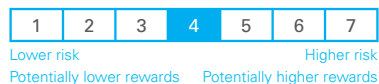


SICAV (UCITS compliant) Z-Class EUR (Unhedged) Acc

FUND AIM

The Fund aims to provide investors with a combination of growth and income.

RISK AND REWARD PROFILE



The synthetic risk and reward indicator (SRRI) is based on the historic volatility of the fund's value and it may change in the future.

The fund is in category 4 because it invests in company or government bonds which are sensitive to changes in interest rates, inflation and credit. This can be driven by political and economic changes and other significant events and may cause the value to fluctuate.

For more information, please refer to the Key Risks section on page 3.

WHO IS THIS FUND FOR?

- This fund is designed for investors looking for income or growth from an investment in fixed income securities
- Although investors can take their money out at any time, this fund may not be appropriate for those who plan to withdraw their money within five years
- This fund is not designed for investors who cannot afford more than a minimal loss of their investment
- If you do not understand this document we recommend you seek additional information to help you decide if this fund is right for you

FUND FACTS

Fund size €80.2m	Base currency USD	Share class benchmark Composite*	
Launch date 24 Oct 2016	Domicile Luxembourg	Modified duration 5.62 years	Gross redemption yield 5.57% (unhedged)

*JPMorgan 50% EMBIG Div Index/JPMorgan 50% CEMBI Div Index- EUR TR

COSTS

Initial charge 0.00%	Ongoing charge 0.06%
Price basis Single- full swing	Dilution adjustment 0.70%- round trip

The eligibility for the Z share class is restricted and may require a separate fee agreement with LGIM. Please contact us to discuss share class eligibility.

PERFORMANCE (%)



	1m	3m	1y	3y	Launch
Fund	-	-	-	-	-
Benchmark	-	-	-	-	-
Relative	-	-	-	-	-

12 MONTH PERFORMANCE TO MOST RECENT QUARTER (%)

12 months to 31 March	2019	2018	2017	2016	2015
Fund	-	-	-	-	-
Benchmark	-	-	-	-	-
Relative	-	-	-	-	-

All performance periods over a year will be annualised. Performance for the Z EUR (Unhedged) Acc share class in EUR, launched on 23 May 2018. Source: Lipper. Performance assumes all fund charges have been taken and that all income generated by the investments, after deduction of tax, remains in the fund. This fund has adopted a single swinging price, this means that on any given day the single dealing price will be set at either bid, offer or somewhere in between, based on whether there was a net inflow or outflow into or out of the Fund. The past performance depicted in this factsheet is based on that dealing price and therefore may appear more volatile than it would otherwise be if we were to show the notional bid or offer performance, this is as a result of the daily swing. **Past performance is not a guide to the future.**

FUND SNAPSHOT

- Aims to generate capital growth and income by investing in emerging market government and corporate bonds
- Actively managed, widely-diversified exposure to short duration emerging market fixed income
- Aims to capture attractive themes and opportunities as they emerge in a rapidly evolving asset class

PORTFOLIO BREAKDOWN

All data source LGIM unless otherwise stated. Totals may not sum due to rounding.



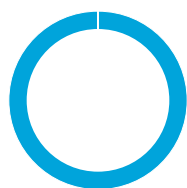

■ Top 10 issuers 16.9%
■ Rest of portfolio 83.1%
No. of issuers 164

TOP 10 ISSUERS (%)

Republic of Colombia	2.0
Republic of Panama	2.0
Province of Buenos Aires	1.9
Petroleo Brasileiro SA	1.7
Republic of The Philippines	1.6
Kazmunaygas National Co	1.6
Republic of Ecuador	1.6
Ukraine	1.5
Gazprom	1.5
Uruguay Government International Bond	1.5

TOP SECTOR OVER/UNDERWEIGHTS (%)

	Fund	Benchmark	Relative
Cash and Equivalents	3.5	-	3.5
Oil & Gas	10.3	8.3	2.0
Sovereign	47.2	45.4	1.8
Other	1.9	0.5	1.4
Real Estate	4.1	3.1	1.0
Financial Services	2.1	2.0	0.0
Health Care	0.9	1.1	-0.1
Basic Materials	6.4	6.7	-0.3
Insurance	0.0	0.6	-0.6
Consumer Goods	1.3	2.3	-1.0
Telecommunications	3.1	4.3	-1.2
Consumer Services	2.0	3.3	-1.3
Industrials	1.7	3.1	-1.4
Banks	10.0	13.4	-3.3



CURRENCY (%)

■ USD	100.0
■ Other	0.0

This is the currency breakdown before allowing for any hedging the fund may use. We aim to hedge the portfolio 100% back to the base currency.

CREDIT RATING (%)

	Fund	Benchmark	Relative
AAA	0.0	-	-
AA	3.5	1.6	1.9
A	5.2	14.4	-9.3
BBB	34.4	37.7	-3.3
BB	22.4	19.9	2.5
B	28.8	22.6	6.1
Split Rated (B & CCC)	0.5	0.5	0.0
CCC and below	1.1	1.0	0.1
NR	0.8	2.4	-1.6
Cash	3.5	-	3.5



FUND MANAGER COMMENTARY

Emerging market debt had another strong month in March, driven by a continued risk-on tone in global financial markets and further inflows into the asset class. Total returns were helped by substantially lower US treasury yields (five-year treasury yields fell by 28bps in March). The EMBIG Diversified sovereign index returned 1.42% (with spreads widening by 14bps) and the CEMBI Broad Diversified corporate index returned 1.29% (with spreads widening by 33bps).

Our overweight in Rural Electrification added to performance. Within the broader corporate space, our bond selection in the oil & gas sector also contributed positively to the fund's relative performance. In the sovereign space, our overweight positions in Argentina and Turkey negatively affected the fund's performance. However, our overweight in Middle Eastern and global quasi-sovereigns contributed positively.



UDAY PATNAIK

Uday is responsible for developing LGIM's emerging market capabilities within the Global Fixed Income team. Uday joined LGIM in April 2014 from Gulf International Bank (UK) Ltd where he held the title of Chief Investment Officer with primary responsibility for managing the flagship EMD hedge fund and other fixed income portfolios. Uday has an MBA in finance from the University of Chicago and a BSc degree in industrial management from Carnegie Mellon University.

KEY RISKS

- The value of an investment and any income taken from it is not guaranteed and can go down as well as up. You may not get back the amount you originally invested.
- This fund holds bonds that are traded through agents, brokers or investment banks matching buyers and sellers. This makes the bonds less easy to buy and sell than investments traded on an exchange. In exceptional circumstances the fund may not be able to sell bonds and may defer withdrawals, or suspend dealing. The Directors can only delay paying out if it is in the interests of all investors and with the permission of the fund depository.
- The fund invests directly or indirectly in bonds which are issued by companies or governments. If these companies or governments experience financial difficulty, they may be unable to pay back some or all of the interest, original investment or other payments that they owe. If this happens, the value of the fund may fall.
- This fund invests in countries where investment markets are considered to be less developed. This means that investments are generally riskier than those in developed markets because they: may not be as well regulated; may be more difficult to buy and sell; may have less reliable arrangements for the safekeeping of investments; or may be more exposed to political and taxation uncertainties. The value of the fund can go up or down more often and by larger amounts than funds that invest in developed countries, especially in the short term.
- The fund could lose money if any institution providing services such as acting as counterparty to derivatives or other instruments, becomes unwilling or unable to meet its obligations to the fund.
- Derivatives are highly sensitive to changes in the value of the asset on which they are based and can increase the size of losses and gains. The impact to the fund can be greater where derivatives are used in an extensive or complex way.
- The fund may have underlying investments that are valued in currencies that are different from the currency of this share class. Exchange rate fluctuations will impact the value of your investment. Currency hedging techniques may be applied to reduce this impact but may not entirely eliminate it.
- We may take some or all of the ongoing charges from the fund's capital rather than the fund's income. This increases the amount of income, but it reduces the growth potential and may lead to a fall in the value of the fund.
- Investment returns on bonds are sensitive to trends in interest rate movements. Such changes will affect the value of your investment.

For more information, please refer to the key investor information document on our website [↗](#)

COUNTRY REGISTRATION

 Germany  Luxembourg  Switzerland  United Kingdom



SPOTLIGHT ON LEGAL & GENERAL INVESTMENT MANAGEMENT

We are one of Europe's largest asset managers and a major global investor, with assets under management of €1,113.61 billion (as at 30 June 2018). We work with a wide range of global clients, including pension schemes, sovereign wealth funds, fund distributors and retail investors.

Assets under management include derivative positions and assets managed by LGIMA, an SEC Registered Investment Advisor.

DEALING INFORMATION

Valuation frequency Daily, 23:00 CET

Dealing frequency Each Business Day

Settlement period T+3

Administrator/Custodian Northern Trust

CODES

ISIN LU1815131286

Bloomberg LGEMZEA LX

TO FIND OUT MORE

Legal & General SICAV
C/O Northern Trust Global Services SE
6 rue Lou Hemmer L-1748
Senningerberg Grand-Duché de Luxembourg

 Visit www.lgim.com

 Call +352 276 222 514

 Email LGIM-TALUX@ntrs.com

We may record and monitor calls. Call charges will vary.

Important information

Issued by LGIM Managers (Europe) Limited as management company for this fund. Registered in Ireland No. 609677. Registered Office: 33/34 Sir John Rogerson's Quay, Dublin, 2, Ireland. Authorised and Regulated by the Central Bank of Ireland No. C173733. Legal & General Investment Management Limited has been appointed as the discretionary investment manager for this fund, it is authorised and regulated by the Financial Conduct Authority No. 119272. All features described in this factsheet are those current at the time of publication and may be changed in the future. Nothing in this factsheet should be construed as advice and it is therefore not a recommendation to buy or sell securities. If in doubt about the suitability of this product, you should seek professional advice. No investment decisions should be made without first reviewing the key investor information document of the Fund ("KIID") which can be obtained from www.lgim.com. This factsheet is only directed at investors resident in jurisdictions where this fund is registered for sale. It is not an offer or invitation to persons outside of those jurisdictions. We reserve the right to reject any applications from outside of such jurisdictions. The state of the origin of the fund is Luxembourg. In Switzerland, the representative is ACOLIN Fund Services AG, Leutschenbachstrasse 50, CH-8050 Zurich, whilst the paying agent is NPB Neue Privat Bank AG, Limmatquai 1/am Bellevue, P.O. Box, CH-8024 Zurich. The prospectus, the Key Investor Information Documents, the articles of incorporation as well as the annual and semi-annual reports may be obtained free of charge from the representative. In respect of the shares distributed in or from Switzerland, the place of performance and jurisdiction is at the registered office of the representative. Past performance is no indication of current or future performance. The performance data do not take account of the commissions and costs incurred on the issue and redemption of shares.

Information has been obtained from sources believed to be reliable but J.P. Morgan does not warrant its completeness or accuracy. The Index is used with permission. The Index may not be copied, used, or distributed without J.P. Morgan's prior written approval. Copyright 2018, J.P. Morgan Chase & Co. All rights reserved.

Internal Fund Code: 5427