



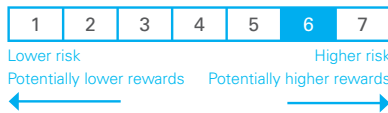
L&G ROBO Global® Robotics and Automation UCITS ETF

ETF (UCITS compliant) USD Accumulating ETF Class

FUND AIM

The L&G ROBO Global® Robotics and Automation UCITS ETF (the "ETF") aims to track the performance of the ROBO Global® Robotics and Automation UCITS Index (the "Index"). More information on the Index can be found on page 2 of this document.

RISK AND REWARD PROFILE



This ETF is rated 6 due to the nature of its investments and its risks.

The rating is calculated based on historical data and may not be a reliable indication of the ETF's future risk profile.

The risk category may shift over time.

The lowest category on the above scale does not mean "risk free".

WHO IS THIS FUND FOR?

- This ETF is designed for investors looking to grow their money in an investment which can form part of their existing savings portfolio
- Although investors can take their money out at any time, this ETF may not be appropriate for those who plan to withdraw their money within five years
- If you do not understand the information in this document, the key investor information document or the prospectus, we recommend that you seek additional information or advice to help you decide if this ETF is suitable for you.

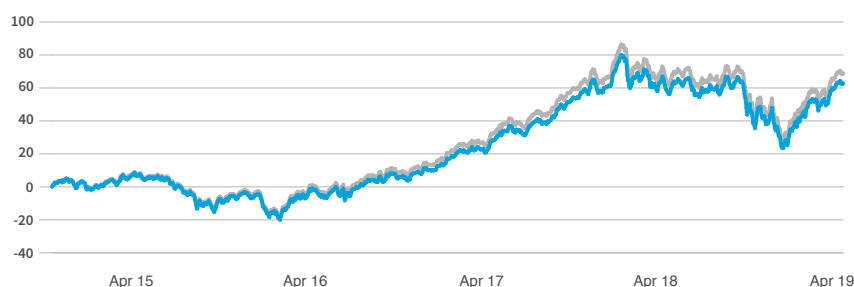
FUND FACTS

| | | | |
|--------------|---------------|--|-----------------------------|
| Fund size | Base currency | Index | |
| \$1,033.0m | USD | ROBO Global Robotics and Automation UCITS Index TR USD | |
| Listing date | Domicile | Index ticker | Replication method |
| 27 Oct 2014 | Ireland | ROBOT | Physical - full replication |

COSTS

Total expense ratio
0.80%

PERFORMANCE (%) IN USD



| | 1 month | 6 months | 1 year | 3 years | Launch |
|----------|---------|----------|--------|---------|--------|
| NAV | 7.41 | 14.73 | 3.33 | 68.07 | 62.94 |
| Index | 7.51 | 14.64 | 3.42 | 70.60 | 68.98 |
| Relative | -0.10 | +0.09 | -0.09 | -2.53 | -6.04 |

FUND SNAPSHOT

- **Long-term allocation**
Long-term megatrend that we believe is radically transforming the way we live and work
- **High growth potential**
Aims to capture the outsized growth potential of robotics, automation and enabling technologies
- **Leveraging industry expertise**
An index tracking investment strategy that is supported by a team of robotics and automation experts

ANNUAL PERFORMANCE (%)

| 12 Months to 31 March | 2019 | 2018 | 2017 | 2016 | 2015 |
|-----------------------|-------|-------|-------|-------|------|
| NAV | -6.57 | 31.09 | 29.65 | -9.12 | - |
| Index | -6.51 | 31.53 | 31.11 | -7.81 | - |
| Relative | -0.06 | -0.44 | -1.46 | -1.31 | - |

Performance for the USD Accumulating ETF class, listed on 27 October 2014. Source: LGIM. Performance assumes all ETF charges have been taken and that all income generated by the investments, after deduction of tax, remains in the ETF.

Past performance is not a guide to the future.



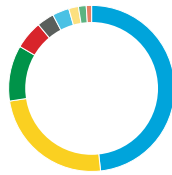
INDEX BREAKDOWN

The breakdowns below relate to the Index. The ETF's portfolio may deviate from the below. All data source LGIM unless otherwise stated. Totals may not sum to 100% due to rounding.



SECTOR (%)

| | |
|------------------------------|------|
| ■ Computing, Processing & AI | 20.0 |
| ■ Mfg. & Ind. Automation | 16.2 |
| ■ Actuation | 13.2 |
| ■ Sensing | 11.4 |
| ■ Logistics Automation | 10.6 |
| ■ Healthcare | 8.5 |
| ■ Integration | 7.1 |
| ■ Food & Agriculture | 5.7 |
| ■ 3D Printing | 2.4 |
| ■ Other | 4.9 |



CURRENCY (%)

| | |
|-------|------|
| ■ USD | 47.8 |
| ■ JPY | 24.0 |
| ■ EUR | 10.7 |
| ■ TWD | 5.5 |
| ■ CHF | 3.3 |
| ■ GBP | 3.2 |
| ■ SEK | 1.9 |
| ■ KRW | 1.5 |
| ■ CAD | 1.0 |



■ Top 10 constituents 18.3%
 ■ Rest of Index 81.7%
 No. of constituents in Index 89

TOP 10 CONSTITUENTS (%)

| | |
|------------------------------|-----|
| Yaskawa Electric Corporation | 2.0 |
| Oceaneering International | 1.9 |
| Daifuku | 1.9 |
| Omron Corporation | 1.9 |
| Harmonic Drive Systems | 1.9 |
| Brooks Automation | 1.8 |
| Nvidia | 1.8 |
| Fanuc | 1.7 |
| IPG Photonics | 1.7 |
| Nabtesco | 1.7 |

INDEX DESCRIPTION

The Index aims to track the performance of a basket of stocks of companies that are actively engaged in robotics and automation related activities.

The Index is comprised of companies which are publicly traded on various stock exchanges around the world that generate a material proportion of their revenues from the robotics and automation industry. The industry is deemed to be comprised of the following two subsectors: (1) Technology, which includes sensing, processing, computing and artificial intelligence, actuation, and integration; and (2) Applications, which includes manufacturing and industrial automation, 3D printing, logistics automation, food and agriculture, surveillance and security, energy, healthcare and consumer products.

A company is only eligible for inclusion in the Index if it is of a sufficient size (determined by reference to the total market value of its shares) and it is sufficiently "liquid" (a measure of how actively its shares are traded on a daily basis). Within the Index, companies that derive most of their revenues from robotics and automation are equally weighted and given an aggregate weighting of 40% and companies that derive only a distinct proportion of their revenues from robotics and automation are equally weighted and given an aggregate weighting of 60%.

INVESTMENT MANAGER

GO ETF Solutions LLP is the investment manager for each of the exchange traded funds (ETFs) issued by Legal & General UCITS ETF Plc and is responsible for the day-to-day investment management decisions for this ETF. The team is highly experienced with respect to all aspects relating to the management of an ETF portfolio, including collateral management, OTC swap trading, adherence to UCITS regulations and counterparty exposure and monitoring.

KEY RISKS

- The value of an investment and any income taken from it is not guaranteed and can go down as well as up. You may not get back the amount you originally invested.
- An investment in the ETF involves a significant degree of risk. Any decision to invest should be based on the information contained in the relevant prospectus. Prospective investors should obtain their own independent accounting, tax and legal advice and should consult their own professional advisers to ascertain the suitability of the ETF as an investment.
- The value of the shares in the ETF is directly affected by increases and decreases in the value of the Index. Accordingly the value of a share in the ETF may go up or down and a shareholder may lose some or the entire amount invested.
- The ETF's ability to closely track the Index will be affected by its ability to purchase and/or sell the Index constituents and any legal or regulatory restrictions or disruptions affecting them.
- The ETF's ability to closely track the Index will also be affected by transaction costs and taxes incurred when adjusting its investment portfolio generally and/or to mirror any periodic adjustments to the constituents of the Index. There can be no certainty that ETF shares can always be bought or sold on a stock exchange or that the market price at which the ETF shares may be traded on a stock exchange will reflect the performance of the Index.
- The ETF is subject to the risk that third party service providers (such as a bank entering into swaps with the ETF or the ETF's depository) may go bankrupt or fail to pay money due to the ETF or return property belonging to the ETF.
- As the Index includes micro, small and medium-sized publicly traded companies, the ETF is subject to the risk that such companies may be more vulnerable to adverse business or economic events and greater and more unpredictable price changes than larger companies or the stock market as a whole.
- The ETF is subject to the risks associated with technology-focused companies and are particularly vulnerable to rapid developments in technology (which may leave their products out-of-date), government regulation and competition from domestic and foreign competitors who may have lower production costs. Such companies may also have difficulties establishing and maintaining patents, copyrights, trademarks and trade secrets relating to their products which could negatively affect their value.

For more information, please refer to the key investor information document on our website [↗](#)

TRADING INFORMATION

| Exchange | Currency | ISIN | SEDOL | Ticker | Bloomberg |
|-----------------------|----------|--------------|-------------|---------|-----------|
| London Stock Exchange | USD | IE00BMW3QX54 | BMW3QX5ROBO | ROBO LN | |
| London Stock Exchange | GBP | IE00BMW3QX54 | BQQPBC9 | ROBG | ROBG LN |
| London Stock Exchange | EUR | IE00BMW3QX54 | BQSTDS9 | ROBE | ROBE LN |
| Borsa Italiana | EUR | IE00BMW3QX54 | BSKS1Z1 | ROBO | ROBO IM |
| Deutsche Börse | EUR | DE000A12GJD2 | BVB2QS1 | IROB | IROB GY |
| SIX Swiss Exchange | CHF | IE00BMW3QX54 | BYSXHW9 | ROBO | ROBO SW |
| NYSE Euronext | EUR | IE00BMW3QX54 | BF33SS4 | ROBO | ROBO NA |

The currency shown is the trading currency of the listing.



SPOTLIGHT ON LEGAL & GENERAL INVESTMENT MANAGEMENT

We are one of Europe's largest asset managers and a major global investor, with assets under management of £1,015.50 billion (as at 31 December 2018). We work with a wide range of global clients, including pension schemes, sovereign wealth funds, fund distributors and retail investors.

The AUM disclosed aggregates the assets managed by LGIM in the UK, LGIMA in the US and LGIM Asia in Hong Kong. The AUM includes the value of securities and derivatives positions.

COUNTRY REGISTRATION

| | | |
|-------------|----------------|-------------|
| Austria | Denmark | Finland |
| France | Germany | Ireland |
| Italy | Luxembourg | Netherlands |
| Norway | Spain | Sweden |
| Switzerland | United Kingdom | |

AVAILABILITY

| | |
|--------------------------|-----|
| ISA eligible | Yes |
| SIPP eligible | Yes |
| UK Fund Reporting Status | Yes |

TO FIND OUT MORE

Visit lgimETF.com

Call **0345 070 8684**

Email fundsales@lgim.com

Lines are open Monday to Friday 8.30am to 6.00pm. We may record and monitor calls. Call charges will vary.

Index Disclaimer

The L&G ROBO Global® Robotics and Automation UCITS ETF (the "ETF") is not sponsored, promoted, sold or supported in any other manner by ROBO Global LLC or Solactive AG (the "Index Parties"), nor do the Index Parties offer any express or implicit guarantee or assurance either with regard to the results of using the ROBO Global® Robotics and Automation UCITS Index (the "Index") and/or Index trademark or the Index price at any time or in any other respect. The Index is calculated and published by Solactive AG. The Index Parties use their best efforts to ensure that the Index is calculated correctly. Irrespective of their obligations towards the Company, the Index Parties have no obligation to point out errors in the Index to third parties including but not limited to investors and/or financial intermediaries of the ETF. Neither publication of the Index by Solactive AG nor the licensing of the Index or Index trademark by ROBO Global LLC for the purpose of use in connection with the ETF constitutes a recommendation by the Index Parties to invest capital in the ETF nor does it in any way represent an assurance or opinion of the Index Parties with regard to any investment in the ETF.

Important Information

Issued by LGIM ETF Managers Limited as management company for this fund. Registered in Ireland No. 454170. Registered Office: 6th Floor, 2 Grand Canal Square, Dublin, 2, Ireland. Authorised and Regulated by the Central Bank of Ireland No. C50537.

GO ETF Solutions LLP has been appointed as the discretionary investment manager for this Fund, it is authorised and regulated by the Financial Conduct Authority No.477266.

We are a member of the Irish Funds Association.

All features described in this factsheet are those current at the time of publication and may be changed in the future. Nothing in this factsheet should be construed as advice and it is therefore not a recommendation to buy or sell securities. If in doubt about the suitability of this product, you should seek professional advice. Copies of the prospectus, key investor information document, annual and semi-annual reports & accounts are available free of charge on request or at www.lgimetf.com.

This document is only directed at investors resident in jurisdictions where our funds are registered for sale. It is not an offer or invitation to persons outside of those jurisdictions.