



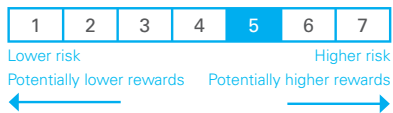
# Legal & General Global Health & Pharmaceuticals Index Trust

Unit Trust (UCITS compliant) R-Class GBP

## FUND AIM

The objective of this fund is to provide growth by tracking the performance of those companies in the FTSE World Index which are engaged in Health, Pharmaceuticals and Biotechnology activities.

## RISK AND REWARD PROFILE



The synthetic risk and reward indicator (SRRI) is based on the historic volatility of the fund's value and it may change in the future.

The fund is in category 5 because it invests in company shares which are sensitive to variations in the stock market. The value of company shares can change substantially over short periods of time.

For more information, please refer to the Key Risks section on page 3.

## WHO IS THIS FUND FOR?

- This fund is designed for investors looking for growth from an investment in health, pharmaceuticals and biotechnology company shares.
- Although investors can take their money out at any time, this fund may not be appropriate for those who plan to withdraw their money within five years.
- This fund is not designed for investors who cannot afford more than a minimal loss of their investment.
- If you do not understand this document we recommend you seek additional information to help you decide if this fund is right for you.

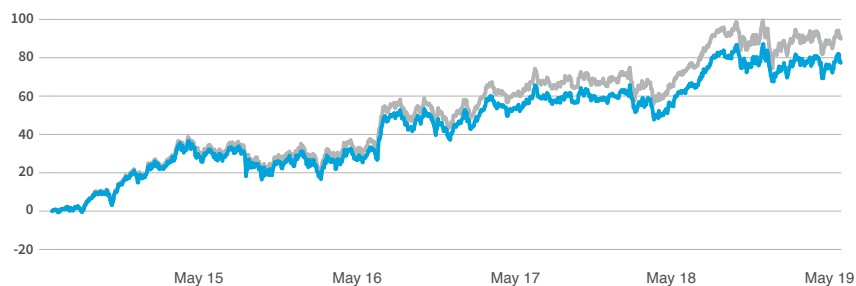
## FUND FACTS

|                                  |                             |  |
|----------------------------------|-----------------------------|--|
| Fund size<br><b>£331.7m</b>      | Base currency<br><b>GBP</b> | Benchmark<br><b>FTSE World/Health Care Index</b> |
| Launch date<br><b>1 Nov 2000</b> | Domicile<br><b>UK</b>       | Historical yield<br><b>0.9%</b>                  |

## COSTS

|                                |                                    |
|--------------------------------|------------------------------------|
| Initial charge<br><b>0.00%</b> | Ongoing charge<br><b>0.69%</b>     |
| Price basis<br><b>Dual</b>     | Bid / Offer spread<br><b>0.20%</b> |

## PERFORMANCE (%)



|           | 1 month | 3 months | 1 year | 3 years | 5 years |
|-----------|---------|----------|--------|---------|---------|
| Fund      | 0.94    | 0.50     | 8.92   | 36.83   | 77.24   |
| Benchmark | 0.85    | 1.16     | 10.81  | 41.33   | 89.85   |

## 12 MONTH PERFORMANCE TO MOST RECENT QUARTER (%)

| 12 months to 31 March | 2019  | 2018  | 2017  | 2016  | 2015  |
|-----------------------|-------|-------|-------|-------|-------|
| Fund                  | 19.86 | -3.05 | 23.56 | -5.76 | 34.56 |
| Benchmark             | 20.84 | -0.94 | 25.13 | -3.33 | 35.66 |

Performance for the R Inc unit class in GBP, launched on 01 November 2000. Source: Lipper. Performance assumes all fund charges have been taken and that all income generated by the investments, after deduction of tax, remains in the fund.

Please note, the benchmark is priced at the close whereas the fund is priced earlier. This can lead to artificially high tracking difference stated on the factsheet. Please see overleaf for gross tracking difference with both fund and index on a closed-price basis.

Past performance is not a guide to the future.

For detail on price basis methodologies please refer to the 'Guide to Investing With Us' found on our website. [↗](#)

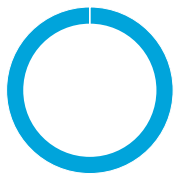
## FUND SNAPSHOT

- Aims to track the performance of the healthcare and pharmaceutical sector of the FTSE World Index
- Invests in a global range of companies engaged in healthcare, pharmaceutical and biotechnology activities
- Employs a straightforward, low-cost and pragmatic index replication approach



## PORTFOLIO BREAKDOWN

All data source LGIM unless otherwise stated. Totals may not sum due to rounding.



### SECTOR (%)

|             |       |
|-------------|-------|
| Health Care | 100.0 |
|-------------|-------|



### MARKET CAPITALISATION (%)

|                      |      |
|----------------------|------|
| Large                | 73.4 |
| Mid                  | 1.3  |
| Small                | 0.0  |
| Micro                | 0.0  |
| Cash and Equivalents | 25.3 |

Cash positions are held as collateral on futures



■ Top 10 holdings 39.6%  
■ Rest of portfolio 60.4%  
No. of holdings in fund 174  
No. of holdings in index 174

### TOP 10 HOLDINGS (%)

|                     |     |
|---------------------|-----|
| Johnson & Johnson   | 7.4 |
| Pfizer              | 5.0 |
| Unitedhealth Group  | 4.9 |
| Merck & Co          | 4.3 |
| Novartis            | 3.9 |
| Roche               | 3.9 |
| Abbott Laboratories | 2.7 |
| Medtronic Plc       | 2.6 |
| Abbvie Inc          | 2.5 |
| Novo Nordisk        | 2.4 |

### COUNTRY (%)

|                |      |
|----------------|------|
| United States  | 64.0 |
| Switzerland    | 9.4  |
| Japan          | 6.5  |
| United Kingdom | 4.6  |
| Denmark        | 4.1  |
| France         | 3.0  |
| Germany        | 2.5  |
| Australia      | 1.8  |
| Netherlands    | 0.9  |
| Other          | 3.2  |

## INDEX TRACKING

The Fund aims to provide exposure to stock market investment but without all the risk attached to individual stock selection. This produces low tracking error and limited stock picking or 'style' risks. The Fund takes a pragmatic approach to trading on index changes and cash flow and has lower management fees than active funds. This Fund adds a more specialist investment in health and pharmaceuticals shares to an existing portfolio.

### TRACKING ERROR (%)

| 3 years | 4 years | 5 years | 7 years | 10 years | Launch |
|---------|---------|---------|---------|----------|--------|
| -0.01   | -0.01   | -0.01   | -0.01   | -0.01    | -0.01  |

The tracking error figures shown are calculated using gross of fee returns based on LGIM's internally calculated valuations. The gross of fee performance figures are calculated on a total return basis and have been adjusted to exclude the impact of uninvested cash balances within the income and revenue account. The gross performance numbers are an indication of fund manager skill and are not reflective of true fund performance. True fund performance priced at official valuation points are calculated by Lipper and available above. Please note that on occasion, difference in the treatment of withholding tax between fund and benchmark can be significant and lead to the appearance of heightened relative returns on overseas equity funds. The fund launched on 01 November 2000.

Celebrating  
**25+**  
Years

### INDEX FUND MANAGEMENT TEAM

The Index Fund Management team comprises 25 fund managers, supported by two analysts. Management oversight is provided by the Global Head of Index Funds. The team has average industry experience of 15 years, of which seven years has been at LGIM, and is focused on achieving the equally important objectives of close tracking and maximising returns.

**KEY RISKS**

- The value of an investment and any income taken from it is not guaranteed and can go down as well as up. You may not get back the amount you originally invested.
- The return from this fund is dependent on relatively few individual investments. This means that a fall in the value of an individual investment can have a major impact on the overall performance of the fund.
- Most of the fund holds investments from a particular market sector, that of health, pharmaceuticals and biotechnology. Funds like this can be more volatile than funds that invest across many market sectors. This is because the value of the fund can go up and down more often and by larger amounts than funds that are spread more widely, especially in the short term.
- The fund could lose money if any institution providing services such as acting as counterparty to derivatives or other instruments, becomes unwilling or unable to meet its obligations to the fund.
- Derivatives are highly sensitive to changes in the value of the asset on which they are based and can increase the size of losses and gains.
- The fund may have underlying investments that are valued in currencies that are different from sterling (British pounds). Exchange rate fluctuations will impact the value of your investment. Currency hedging techniques may be applied to reduce this impact but may not entirely eliminate it.

For more information, please refer to the key investor information document on our website [↗](#)

**LATEST DISTRIBUTION INFORMATION**

For distributing unit classes, the latest payments are shown below. Please note that these payments are not guaranteed, are at the discretion of the manager and may be paid out of capital.

| Type  | Ex-div date | Pay date  | Pence per unit |
|-------|-------------|-----------|----------------|
| Final | 08 Jan 19   | 07 Mar 19 | 0.61p          |
| Final | 08 Jan 18   | 07 Mar 18 | 0.42p          |
| Final | 09 Jan 17   | 07 Mar 17 | 0.33p          |
| Final | 07 Jan 16   | 07 Mar 16 | 0.23p          |



**SPOTLIGHT ON LEGAL & GENERAL INVESTMENT MANAGEMENT**

We are one of Europe’s largest asset managers and a major global investor, with assets under management of £1,015.50 billion (as at 31 December 2018). We work with a wide range of global clients, including pension schemes, sovereign wealth funds, fund distributors and retail investors.

The AUM disclosed aggregates the assets managed by LGIM in the UK, LGIMA in the US and LGIM Asia in Hong Kong. The AUM includes the value of securities and derivatives positions.

**DEALING INFORMATION**

|                     |                      |
|---------------------|----------------------|
| Valuation frequency | Daily, 3pm (UK time) |
| Dealing frequency   | Daily                |
| Settlement period   | T+4                  |

**CODES**

|                  |       |              |
|------------------|-------|--------------|
| <b>ISIN</b>      | R Acc | GB0001955532 |
|                  | R Inc | GB0001955318 |
| <b>SEDOL</b>     | R Acc | 0195553      |
|                  | R Inc | 0195531      |
| <b>Bloomberg</b> | R Acc | LEGGHPA      |
|                  | R Inc | LEGGHPI      |

**TO FIND OUT MORE**

 Visit [www.legalandgeneral.com](http://www.legalandgeneral.com)

 Call **0370 050 0955**

 Email [investments@landg.com](mailto:investments@landg.com)

Lines are open Monday to Friday 8.30am to 6.00pm. We may record and monitor calls. Call charges will vary.

**Important information**

Issued by Legal & General (Unit Trust Managers) Limited as management company for this fund. Registered in England and Wales No. 01009418. Registered Office: One Coleman Street, London, EC2R 5AA. Authorised and Regulated by the Financial Conduct Authority No. 119273. We are members of the Investment Association. All features described in this fact sheet are those current at the time of publication and may be changed in the future. Nothing in this fact sheet should be construed as advice and it is therefore not a recommendation to buy or sell investments. If in doubt about the suitability of this product, you should seek professional advice. No investment decisions should be made without first reviewing the key investor information document of the Fund (“KIID”) which can be obtained from [www.legalandgeneral.com](http://www.legalandgeneral.com). This fact sheet is only directed at investors resident in jurisdictions where this fund is registered for sale. It is not an offer or invitation to persons outside of those jurisdictions. We reserve the right to reject any applications from outside of such jurisdictions.