

Legal & General UK Special Situations Trust



Unit Trust (UK UCITS compliant) R-Class GBP

Base currency: **GBP**

Domicile: **UK**

FUND AIM

The objective of the Fund is to provide growth above that of the FTSE All Share TR Net Index, the "Benchmark Index". The Fund aims to outperform the Benchmark Index by 5% per annum. This objective is before the deduction of any charges and measured over rolling three year periods.

RISK AND REWARD PROFILE



The synthetic risk and reward indicator (SRRI) is based on the historic volatility of the fund's value and it may change in the future.

This fund is in category 6 because it invests in company shares which generally provide higher rewards and higher risks than other investments such as bonds, cash or commercial property.

For more information, please refer to the Key Risks section on page 4.

WHO IS THIS FUND FOR?

- This fund is designed for investors looking for a more specialist investment providing growth from an investment in shares of UK companies which are considered undervalued due to their special situation.
- Although investors can take their money out at any time, this fund may not be appropriate for those who plan to withdraw their money within five years.
- This fund is not designed for investors who cannot afford more than a minimal loss of their investment.
- If you do not understand this document we recommend you seek additional information to help you decide if this fund is right for you.

FUND FACTS

Fund size £178.0m	Fund launch date 10 Nov 2008
Historical yield 0.7%	

COSTS

Initial charge 0.00%	Ongoing charge 1.44%
Price basis Single swing	Dilution adjustment 0.72%- round trip

BENCHMARKS

Benchmark
FTSE All Share TR Net Index

Performance objective
FTSE All Share TR Net Index +5%

Comparator benchmark
IA Sector: UK All Companies

PERFORMANCE (%)



	1 month	3 months	1 year	3 years	5 years
■ Fund	-2.40	24.90	-14.36	-21.46	6.18
■ Benchmark	-0.82	16.14	-7.58	-1.72	31.23
Performance objective	-	-	-	14.05	65.82
Comparator	-0.84	18.26	-4.79	1.94	35.09

12 MONTH PERFORMANCE TO MOST RECENT QUARTER (%)

12 months to 31 December	2020	2019	2018	2017	2016
Fund	-14.85	13.78	-18.27	16.10	11.13
Benchmark	-9.85	19.11	-9.51	13.06	16.72
Comparator	-6.29	22.42	-11.12	14.03	11.19

For annual performance against the performance objective please see the Key Investor Information Document (KIID). Performance for the R Inc unit class in GBP, launched on 10 November 2008. Source: Lipper. Performance assumes all fund charges have been taken and that all income generated by the investments, after deduction of tax, remains in the fund.

Past performance is not a guide to the future.

FUND SNAPSHOT

- **What does it invest in?** Invests at least 80% in shares of UK companies which are considered to be undervalued by the market, where the Manager believes there to be a catalyst (a feature or market event) which should increase the value of the company.
- **How does it invest?** Actively managed, with holdings in between 30 and 60 companies on average over a typical market cycle of 3-5 years, which means the fund may be concentrated at times.

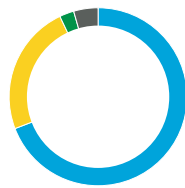


PORTFOLIO BREAKDOWN

All data source LGIM unless otherwise stated. Totals may not sum due to rounding.

COUNTRY (%)

	United Kingdom	100.0
--	----------------	-------



MARKET CAPITALISATION (%)

Large	69.2
Mid	23.8
Small	2.6
Micro	-
Cash and Equivalents	4.4













■ Top 10 holdings 37.5%
■ Rest of portfolio 62.5%
No. of holdings 45











TOP 10 HOLDINGS (%)

St. James's Place	4.7
Tesco	4.2
BP	4.1
Prudential	4.0
Taylor Wimpey	3.8
Smith (DS)	3.7
Rio Tinto	3.4
Ashtead Group	3.3
GlaxoSmithKline	3.3
Energean	3.1

TOP SECTOR OVER/UNDERWEIGHTS (%)

	Fund	Relative	
Industrials	23.0	10.3	
Consumer Services	15.5	2.9	
Unclassified	2.7	2.7	
Financials	27.4	2.1	
Oil & Gas	9.0	1.5	
Utilities	1.7	-1.4	
Telecommunications	0.0	-2.2	
Health Care	5.2	-3.9	
Consumer Goods	12.0	-4.9	
Basic Materials	3.4	-6.2	

TOP 5 STOCK OVER/UNDERWEIGHTS (%)

	Fund	Relative	
St. James's Place	4.7	4.4	
Taylor Wimpey	3.8	3.5	
Smith (DS)	3.7	3.5	
Tesco	4.2	3.1	
Energean	3.1	3.0	
Diageo	0.0	-3.1	
HSBC Holdings	0.0	-3.6	
AstraZeneca	0.0	-4.6	
Royal Dutch Shell	0.0	-4.7	
Unilever	0.0	-5.0	

FUND MANAGER COMMENTARY

The UK equity market experienced weakness in January, in contrast to the very strong end months of 2020. Technical distortions made for a volatile month in developed markets, on the back of retail investor exuberance and a Long/Short squeeze. The sharp surge in trading volumes in the final week of the period drove the VIX Index from 22 to 37. Nevertheless, fundamentals remain okay, with optimism on US stimulus and solid Chinese data, while the gradual uptick in the pace of vaccinations is a positive. Deal flow and IPO activity momentum made for a busy month and earnings season has been robust and broadly ahead of expectations thus far, especially in UK retail. Equities do still however need to work through the third virus wave and resulting lockdowns.

The L&G UK Special Situations Trust underperformed against its benchmark in January. Sector allocation was broadly neutral overall, with weakness from the underweight positioning in Basic Materials being offset by the positive contribution from being underweight in Consumer Goods. Stock selection therefore accounted for the underperformance. At the individual stock level, the top performers included Energean, RWS Holdings and Ashtead. Underperforming names included Taylor Wimpey, Prudential and Cairn Energy.

In terms of new activity, we sold our position in Blue Prism. The business experienced significant deceleration in organic growth as well capitalised private peers aggressively chased new business at the expense of returns.




ROBERT WHITE

Robert joined LGIM in 2018 as a Fund Manager for the UK Special Situations Trust. Prior to this Robert worked at Mirabaud Asset Management where he was an Assistant Fund Manager (2013 to 2018) on the UK Equities Core product. Before that he worked at PWC in their Transaction Services division. In total he has over 10 years experience working within financial services. He read Philosophy, Politics and Economics at Pembroke College, Oxford and is a member of the Institute of Chartered Accountants in England and Wales.

ENVIRONMENTAL PERFORMANCE

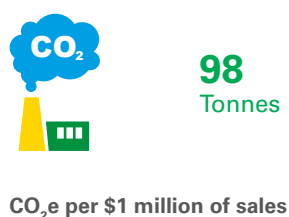
Carbon dioxide (CO₂) is the most significant contributor to greenhouse gas emissions which are driving climate change.



CARBON RESERVES

Carbon reserves are fossil fuels (coal, oil and gas) which, if burnt, will become the carbon emissions of the future. To meet global climate change targets, the unabated use of fossil fuels is expected to decline over time.

The figure is a measure of the size of carbon reserves held by the fund's underlying companies.



CARBON EMISSIONS

Following the global Paris Agreement on climate change, companies in all sectors are expected to reduce their emissions to prepare and adapt for a low-carbon economy.

Carbon emissions intensity describes the relationship between the carbon emissions of a company and its salesⁱⁱ.

NOTES

ⁱ Carbon dioxide equivalent (CO₂e) is a standard unit to compare the emissions of different greenhouse gases.

ⁱⁱ The choice of this metric follows best practice recommendations from the **Task Force on Climate-related Financial Disclosures**.

Trucost: Source: S&P Trucost Limited © Trucost 2019. All rights in the Trucost Data and Reports vest in Trucost and/or its licensors. Neither Trucost, nor its affiliates, nor its licensors accept any liability for any errors, omissions or interruptions in the Trucost Data and/or Reports. No further distribution of the Data and/or Reports is permitted without Trucost's express written consent.

The calculations above rely on third party data provided at a point in time that may not cover the entirety of the fund's investments or the fund's benchmark (against which the fund's performance is measured). As a result, what we may report may change as third party data changes and may also differ from other third party calculations.

Refinitiv: Source: Refinitiv ESG

 For further information please go to www.lgim.com/esginfo

KEY RISKS

- The value of an investment and any income taken from it is not guaranteed and can go down as well as up; you may not get back the amount you originally invested.
- The return from this fund is dependent on relatively few individual investments. This means that a fall in the value of an individual investment can have a major impact on the overall performance of the fund.
- The fund could lose money if any institution providing services such as acting as counterparty to derivatives or other instruments, becomes unwilling or unable to meet its obligations to the fund.
- Derivatives are highly sensitive to changes in the value of the asset on which they are based and can increase the size of losses and gains.
- The fund may have underlying investments that are valued in currencies that are different from sterling (British pounds). Exchange rate fluctuations will impact the value of your investment. Currency hedging techniques may be applied to reduce this impact but may not entirely eliminate it.

For more information, please refer to the key investor information document on our website [↗](#)

LATEST DISTRIBUTION INFORMATION

For distributing unit classes, the latest payments are shown below. Please note that these payments are not guaranteed, are at the discretion of the manager and may be paid out of capital.

Type	Ex-div date	Pay date	Pence per unit
Final	15 Sep 20	13 Nov 20	0.16p
Interim	16 Mar 20	14 May 20	0.44p
Final	16 Sep 19	14 Nov 19	1.45p
Interim	15 Mar 19	14 May 19	0.55p

Important information

Copyright © 2021 Legal & General. This document is subject to copyright. Any unauthorised use is strictly prohibited. All rights are reserved. Issued by Legal & General (Unit Trust Managers) Limited as management company for this fund. Registered in England and Wales No. 01009418. Registered Office: One Coleman Street, London, EC2R 5AA. Authorised and Regulated by the Financial Conduct Authority No. 119273. We are members of the Investment Association. All features described in this fact sheet are those current at the time of publication and may be changed in the future. Nothing in this fact sheet should be construed as advice and it is therefore not a recommendation to buy or sell investments. If in doubt about the suitability of this product, you should seek professional advice. No investment decisions should be made without first reviewing the key investor information document of the Fund ("KIID") which can be obtained from www.legalandgeneral.com. This fact sheet is only directed at investors resident in jurisdictions where this fund is registered for sale. It is not an offer or invitation to persons outside of those jurisdictions. We reserve the right to reject any applications from outside of such jurisdictions.

Source: London Stock Exchange Group plc and its group undertakings (collectively, the "LSE Group"). © LSE Group 2021. FTSE Russell is a trading name of certain of the LSE Group companies. "FTSE®" is a trade mark of the relevant LSE Group companies and is used by any other LSE Group company under license. All rights in the FTSE Russell indexes or data vest in the relevant LSE Group company which owns the index or the data. Neither LSE Group nor its licensors accept any liability for any errors or omissions in the indexes or data and no party may rely on any indexes or data contained in this communication. No further distribution of data from the LSE Group is permitted without the relevant LSE Group company's express written consent. The LSE Group does not promote, sponsor or endorse the content of this communication.



SPOTLIGHT ON LEGAL & GENERAL INVESTMENT MANAGEMENT

We are one of Europe's largest asset managers and a major global investor, with assets under management of £1,278.9 billion (as at 31 December 2020). We work with a wide range of global clients, including pension schemes, sovereign wealth funds, fund distributors and retail investors.

Source: LGIM internal data as at 31 December 2020. The AUM disclosed aggregates the assets managed by LGIM in the UK, LGIMA in the US and LGIM Asia in Hong Kong. The AUM includes the value of securities and derivatives positions.

DEALING INFORMATION

Valuation frequency	Daily, 12pm (UK time)
Dealing frequency	Daily
Settlement period	T+4

CODES

ISIN	R Acc	GB00B3DMXT38
	R Inc	GB00B3DMXD77
SEDOL	R Acc	B3DMXT3
	R Inc	B3DMXD7
Bloomberg	R Acc	LGUKSSA
	R Inc	LGUKSSI

TO FIND OUT MORE

 Visit www.legalandgeneral.com

 Call **0370 050 0955**

 Email investments@landg.com

Lines are open Monday to Friday 8.30am to 6.00pm. We may record and monitor calls. Call charges will vary.