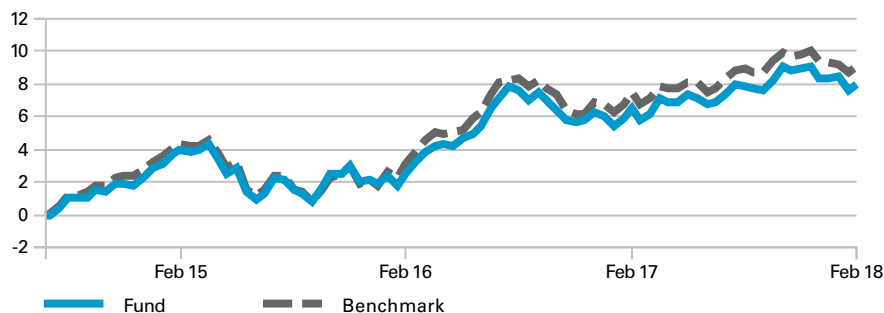


L&G Euro Corporate Bond Fund P EUR Acc

Available to institutional investors

FUND PERFORMANCE

Cumulative Performance (%) - Since Launch



Performance to Date (%)

	1 Month	3 Months	1 Year	3 Years p.a.	Since Launch p.a.
Fund	-0.45	-0.87	1.33	1.27	2.16
Benchmark	-0.01	-0.58	1.49	1.50	2.46
Relative	-0.44	-0.29	-0.16	-0.23	-0.30

Calendar Year Performance (%)

	YTD	2017	2016	2015	2014	2013
Fund	-0.37	2.01	4.01	-0.13	-	-
Benchmark	-0.29	2.37	4.72	-0.66	-	-
Relative	-0.08	-0.36	-0.71	0.53	-	-

Performance source: Lipper. NAV to NAV, net income reinvested. Performance has been calculated over the stated period on the share price performance basis, based on the P share class and net of fees. Past performance is not a guide to future performance. This fund has adopted a single swinging price, this means that on any given day the single dealing price will be set at either bid, offer or somewhere in between, based on whether there was a net inflow or outflow into or out of the Fund. The past performance depicted in this factsheet is based on that dealing price and therefore may appear more volatile than it would otherwise be if we were to show the notional bid or offer performance, this is as a result of the daily swing.

COMMENTARY

Having gone through a prolonged period of incredibly low volatility, February saw a significant market shift with rising real yields suggesting tighter credit conditions. Equity markets were particularly sensitive, with implied equity volatility spiking to multi-year highs. Investment grade credit markets outperformed during the weakness, particularly across euro investment grade where central bank buying was supportive. There was more weakness across CDS indices and the high yield part of the credit space.

The fund underperformed the benchmark in February however this is overstated in the numbers due to a swing price. Our allocation to defensive sectors such as utilities, and our underweight in subordinated insurance names contributed positively to performance. The real estate sector also came under pressure due to heavy issuance. However, our off-benchmark allocation to high yield detracted from performance due to the weakness in high yield markets, although this was balanced by our substantial holding in German government bonds.

Looking ahead, if inflation fear fades then investors may focus on robust growth once more. However, if credit spreads continue to widen and if the US dollar rallies significantly, then this could lead to negative credit events and a growth slowdown. There is also the risk of increasing protectionism from the US. We are relatively comfortable with demand for certain sectors of investment grade credit from pension and insurance funds, while risky asset classes, such as high yield and emerging markets could come under more pressure. Overall, we think there has been a regime shift and market volatility is likely to remain structurally higher going forward, arguing for a cautious credit portfolio.

FUND FACTS

Fund Aim

The Fund aims to produce a return derived from capital growth and income by investing predominantly in Euro denominated fixed interest securities. The Performance Target of the Fund is to outperform the Benchmark by 0.75% p.a. over a rolling three year basis (gross of fees).

Fund Characteristics

The Fund will invest predominantly in a variety of euro denominated fixed interest instruments such as bonds, other fixed or floating-rate debt securities and short-term debt securities. These may include asset-backed securities such as mortgage-backed securities (residential and commercial) and consumer loans (for example, auto loans or credit loans).

Launch Date

25 July 2014

Fund Type

Luxembourg UCITS compliant SICAV - sub fund of Legal & General SICAV

Benchmark

Markit iBoxx Euro Corporates TR

Base Currency

EUR

Domicile

Luxembourg

Fund Codes

ISIN (Acc) LU0984223403

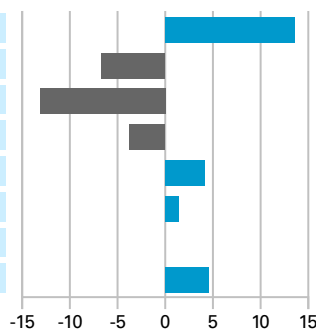
Administrator & Custodian

Northern Trust Luxembourg Management Company S.A.

ASSET ALLOCATION

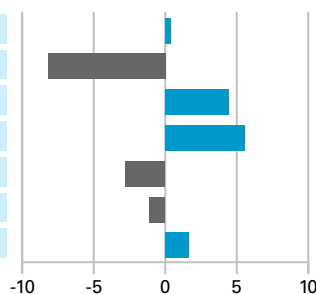
Rating Breakdown (%)

	Fund	Benchmark	Relative
AAA	14.1	0.6	13.5
AA	2.7	9.4	-6.7
A	26.9	40.1	-13.2
BBB	46.2	49.9	-3.7
BB	4.1	0.0	4.1
B	1.5	0.0	1.5
NR	0.0	0.0	0.0
Cash	4.5	0.0	4.5



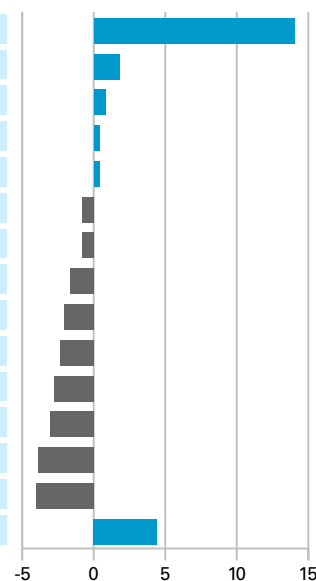
Maturity Breakdown (%)

	Fund	Benchmark	Relative
0 to 3 years	23.0	22.6	0.4
3 to 5 years	18.5	26.7	-8.2
5 to 7 years	25.6	21.2	4.4
7 to 10 years	26.2	20.6	5.6
10 to 12 years	2.2	5.0	-2.8
12 to 15 years	0.7	1.8	-1.1
15+ years	3.8	2.1	1.7

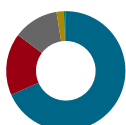


Top Sector Over/Underweight (%)

	Fund	Benchmark	Relative
Sovereign	14.0	0.0	14.0
Utilities	13.2	11.4	1.8
Banks	29.8	29.0	0.8
Technology	2.3	1.9	0.4
Consumer Services	3.8	3.6	0.2
Real Estate	2.7	3.6	-0.9
Financial Services	1.9	2.8	-0.9
Health Care	2.9	4.6	-1.7
Insurance	3.2	5.3	-2.1
Telecommunications	5.3	7.6	-2.3
Oil & Gas	2.2	5.0	-2.8
Basic Materials	0.0	3.1	-3.1
Industrials	4.8	8.7	-3.9
Consumer Goods	9.4	13.4	-4.0
Cash	4.5	0.0	4.5

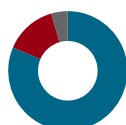


Regional Breakdown (%)



Europe	68.4
UK	16.8
US	12.3
Asia	2.0
Other	0.5

Asset Breakdown (%)



Corporates	81.4
Sovereigns	14.1
Cash	4.5


FUND MANAGER

MARC ROVERS



- Joined LGIM in 2012
- Previously worked at BlackRock
- Has 22 years of investment experience

MATTHEW REES



- Joined LGIM in 2009
- Previously worked at Banquo Credit Management
- Has more than 20 years of investment experience

FUND HOLDINGS

Fund Size
€227m

Tracking Error
Fund: 0.59%

Modified Duration
Fund: 5.2 yrs Benchmark: 5.2 yrs

Gross Redemption Yield
Fund: 1.3% Benchmark: 1.1%

Number of Issuers
Fund: 113 Benchmark: 546

Number of Issues
Fund: 164 Benchmark: 2,180

Top Ten Fund Issuers

	%
BUNDESREPUBLIK DEUTSCHLAND	11.9
ING GROEP NV	2.9
INTESA SANPAOLO SPA	2.3
UNITED STATES OF AMERICA	2.1
UBS AG	1.9
BANK OF AMERICA CORPORATION	1.9
DEUTSCHE BANK AG	1.8
CREDIT AGRICOLE	1.6
AT&T INC	1.6
FGA CAPITAL SPA	1.6
TOTAL	29.6

CONTACT US

Northern Trust Luxembourg Management Company S.A. 6 rue Lou Hemmer L-1748 Senningerberg Grand-Duché de Luxembourg Email: LGIM-TA-LUX@ntrs.com Telephone +352 276 222 514 Ref: Internal Fund Code 5404

IMPORTANT INFORMATION

This document is produced by Legal & General Investment Management Limited. It is for the exclusive use of the recipient and is neither directed to, nor intended for distribution or use by, any person or entity who is a citizen or resident of or located in any locality, state, country or jurisdiction where distribution, publication, availability or use of this document would be contrary to law or regulation. This document is provided for information purposes only and does not constitute an offer or a recommendation to buy or sell securities or financial instruments. It is not intended to be a substitute for the full documentation of the fund. The fund has been established under Luxembourg law as an undertaking for collective investment in transferable securities (UCITS) subject to EU Directive 2009/65/EC. Subscriptions of shares in the fund are only valid on the basis of the current version of the fund's prospectus, articles of incorporation, key investor information document (KIID) and annual and semiannual reports. These documents are available in English, free of charge, upon request at the registered office of the fund (2-4, rue Eugène Ruppert, Vertigo Building, L-2453, Luxembourg, Grand-Duchy of Luxembourg) or at www.lgim.com.

The information in this document does not take into account the specific or future investment objectives, financial or tax situation or particular needs of any recipient. Tax treatment of the subscription, holding and redemption of shares in the fund depends on individual circumstances and may be subject to change. Before making any investment decision, investors are recommended to assess whether this investment is suitable for them in light of their financial knowledge and experience, investment objectives and financial or tax situation and to obtain specific advice from an investment professional.

Any investment involves risks, especially with regard to fluctuations in value and return. No guarantee can be given that the fund will achieve its objective, or reach or outperform the performance of its benchmark, if any. Investments in foreign currencies involve the additional risk that the foreign currency might lose value against the investor's reference currency. Historical performance indications and financial market scenarios are no guarantee for current or future performance. Performance indications do not consider charges levied at subscription and/or redemption. Legal & General Investment Management is authorised and regulated by the Financial Conduct Authority.

To ensure quality of service and for the protection of all parties, telephone calls may be recorded.

Neither Markit, its Affiliates or any third party data provider makes any warranty, express or implied, as to the accuracy, completeness or timeliness of the data contained herewith nor as to the results to be obtained by recipients of the data. Neither Markit, its Affiliates nor any data provider shall in any way be liable to any recipient of the data for any inaccuracies, errors or omissions in the Markit data, regardless of cause, or for any damages (whether direct or indirect) resulting therefrom.

Markit has no obligation to update, modify or amend the data or to otherwise notify a recipient thereof in the event that any matter stated herein changes or subsequently becomes inaccurate.

Without limiting the foregoing, Markit, its Affiliates, or any third party data provider shall have no liability whatsoever to you, whether in contract (including under an indemnity), in tort (including negligence), under a warranty, under statute or otherwise, in respect of any loss or damage suffered by you as a result of or in connection with any opinions, recommendations, forecasts, judgments, or any other conclusions, or any course of action determined, by you or any third party, whether or not based on the content, information or materials contained herein.