

L&G Russell 2000 US Small Cap UCITS ETF



ETF (UCITS compliant) USD Accumulating ETF Class

FUND AIM

The L&G Russell 2000 US Small Cap UCITS ETF (the "ETF") aims to track the performance of the Russell 2000® Index (the "Index"). More information on the Index can be found on page 2 of this document.

RISK AND REWARD PROFILE



This ETF is rated 6 due to the nature of its investments and its risks.

The rating is calculated based on historical data and may not be a reliable indication of the ETF's future risk profile.

The risk category may shift over time.

The lowest category on the above scale does not mean "risk free."

WHO IS THIS FUND FOR?

- This ETF is designed for investors looking to grow their money in an investment which can form part of their existing savings portfolio
- Although investors can take their money out at any time, this ETF may not be appropriate for those who plan to withdraw their money within five years
- If you do not understand the information in this document, the key investor information document or the prospectus, we recommend that you seek additional information or advice to help you decide if this ETF is suitable for you.

FUND FACTS

Fund size	Base currency	Index
\$54.3m	USD	Russell 2000® Index Net TR USD
Listing date	Domicile	Index ticker
25 Sep 2008	Ireland	RU20N30U
		Replication method
		Synthetic - unfunded swap backed by collateral

COSTS

Total expense ratio
0.45%

PERFORMANCE (%) IN USD



	1 month	6 months	1 year	3 years	5 years
NAV	0.54	5.39	-5.05	32.10	46.92
Index	0.56	5.54	-4.81	32.85	47.62
Relative	-0.02	-0.15	-0.24	-0.75	-0.70

FUND SNAPSHOT

- **Sector allocation**
Invest in the growth potential of US small caps
- **Diversification**
Diversify a US large cap portfolio with a broad basket of 2,000 US small caps

ANNUAL PERFORMANCE (%)

12 Months to 30 June	2019	2018	2017	2016	2015
NAV	-3.97	16.86	24.06	-7.05	6.08
Index	-3.70	17.13	24.09	-7.14	6.09
Relative	-0.27	-0.27	-0.03	+0.09	-0.01

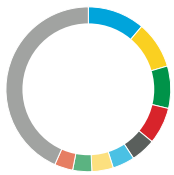
Performance for the USD Accumulating ETF class, listed on 25 September 2008. Source: LGIM. Performance assumes all ETF charges have been taken and that all income generated by the investments, after deduction of tax, remains in the ETF.

Past performance is not a guide to the future.

INDEX BREAKDOWN

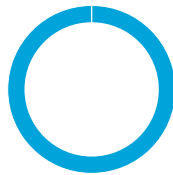
The breakdowns below relate to the Index.

All data source LGIM unless otherwise stated. Totals may not sum to 100% due to rounding.



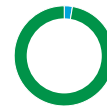
SECTOR (%)

Banks	11.2
Pharma & Biotech	9.2
REITs	8.3
Information Technology	7.2
Utilities	4.8
Medical Equipment	4.3
Commercial Services	4.2
Transportation & Freight	3.7
Electronics	3.6
Other	43.3



CURRENCY (%)

USD	100.0
-----	-------



■ Top 10 constituents 2.6%
 ■ Rest of Index 97.4%
 No. of constituents in Index 1,997

TOP 10 CONSTITUENTS (%)

Novocure	0.4
Haemonetics	0.3
HealthEquity	0.3
Chegg	0.3
Science Applications International	0.3
Blueprint Medicines	0.2
First Industrial Realty Trust	0.2
Portland General Electric	0.2
Silicon Laboratories	0.2
Trex	0.2

INDEX DESCRIPTION

The Index aims to track the performance of a basket of stocks of companies representing the small-cap segment of the U.S. equity universe.

The Index is comprised of the “small capitalisation” segment of publicly traded companies in the United States which is determined by: (1) ranking all of the eligible companies in descending order by reference to the total market value of each company’s shares; and (2) selecting the companies ranked from 1,001 to 3,000.

A company is only eligible for inclusion in the Index if: (1) it is of a sufficient size (determined by reference to the total market value of its shares and the proportion that are freely tradable by the public, i.e. not subject to any restrictions or fixed ownership); and (2) its share price exceeds a minimum threshold.

INVESTMENT MANAGER

GO ETF Solutions LLP is the investment manager for each of the exchange traded funds (ETFs) issued by Legal & General UCITS ETF Plc and is responsible for the day-to-day investment management decisions for this ETF. The team is highly experienced with respect to all aspects relating to the management of an ETF portfolio, including collateral management, OTC swap trading, adherence to UCITS regulations and counterparty exposure and monitoring.

KEY RISKS

- The value of an investment and any income taken from it is not guaranteed and can go down as well as up. You may not get back the amount you originally invested.
- An investment in the ETF involves a significant degree of risk. Any decision to invest should be based on the information contained in the relevant prospectus. Prospective investors should obtain their own independent accounting, tax and legal advice and should consult their own professional advisers to ascertain the suitability of the ETF as an investment.
- Market trading in commodity futures contracts can be extremely “volatile”. This means that the prices of the futures contracts comprised in the Index may fluctuate rapidly based on numerous factors, including supply and demand relationships, weather, agriculture, trade, economic or political events, technological developments, interest rates and governmental policies.
- If a swap counterparty is no longer willing or able to continue entering into swaps with the ETF, the ETF will not be able to continue tracking the Index.
- If a swap counterparty increases the cost of entering into swaps with the ETF, the ETF’s performance will be negatively impacted.
- Third party service providers (such as swap counterparties or the ETF’s depository) may go bankrupt and fail to pay money due to the ETF or return property belonging to the ETF.
- If the Index provider stops calculating the Index or if the ETF’s license to track the Index is terminated, the ETF may have to be closed.
- It may not always be possible to buy and sell ETF shares on a stock exchange or at prices closely reflecting the NAV.
- There is no capital guarantee or protection on the value of the ETF. Investors can lose all the capital invested in the ETF.
- Please refer to the “Risk Factors” section of the Issuer’s Prospectus and the Fund Supplement.

For more information, please refer to the key investor information document on our website [↗](#)

TRADING INFORMATION

Exchange	Currency	ISIN	SEDOL	Ticker	Bloomberg
London Stock Exchange	USD	IE00B3CNHJ55	B3CJZ88	RTWO	RTWO LN
Deutsche Börse	EUR	DE000A0Q8NE4	B3K6B61	ETLZ	ETLZ GY
NYSE Euronext	EUR	IE00B3CNHJ55	B3D3545	RTWO	RTWO NA
Borsa Italiana	EUR	IE00B3CNHJ55	B3L9W00	RTWO	RTWO IM
London Stock Exchange	GBP	IE00B3CNHJ55	B3DWS09	RTWP	RTWP LN

The currency shown is the trading currency of the listing.



SPOTLIGHT ON LEGAL & GENERAL INVESTMENT MANAGEMENT

We are one of Europe’s largest asset managers and a major global investor, with assets under management of £1,015.50 billion (as at 31 December 2018). We work with a wide range of global clients, including pension schemes, sovereign wealth funds, fund distributors and retail investors.

The AUM disclosed aggregates the assets managed by LGIM in the UK, LGIMA in the US and LGIM Asia in Hong Kong. The AUM includes the value of securities and derivatives positions.

COUNTRY REGISTRATION

Austria	Denmark	Finland
France	Germany	Ireland
Italy	Luxembourg	Netherlands
Norway	Spain	Sweden
United Kingdom		

AVAILABILITY

ISA eligible	Yes
SIPP eligible	Yes
UK Fund Reporting Status	Yes

TO FIND OUT MORE

Visit lgimETF.com

Call **0345 070 8684**

Email fundsales@lgim.com

Lines are open Monday to Friday 8.30am to 6.00pm. We may record and monitor calls. Call charges will vary.

Index Disclaimer

The Russell 2000® Index (the "Index") is a trademark of Frank Russell Company ("Russell") and has been licensed for use by the L&G Russell 2000 US Small Cap UCITS ETF (the "ETF"). The ETF is not in any way sponsored, endorsed, sold or promoted by Russell or the London Stock Exchange Group companies ("LSEG") (together the "Licensor Parties") and none of the Licensor Parties make any claim, prediction, warranty or representation whatsoever, expressly or impliedly, either as to (i) the results to be obtained from the use of the Index (upon which the ETF is based), (ii) the figure at which the Index is said to stand at any particular time on any particular day or otherwise, or (iii) the suitability of the Index for the purpose to which it is being put in connection with the ETF. None of the Licensor Parties have provided or will provide any financial or investment advice or recommendation in relation to the Index to Legal & General UCITS ETF Plc or to its investors. The Index is calculated by Russell or its agent. None of the Licensor Parties shall be (a) liable (whether in negligence or otherwise) to any person for any error in the Index or (b) under any obligation to advise any person of any error therein.

Important Information

Copyright © 2019 Legal & General. This document is subject to copyright. Any unauthorised use is strictly prohibited. All rights are reserved.

Issued by LGIM ETF Managers Limited as management company for this fund. Registered in Ireland No. 454170. Registered Office: 6th Floor, 2 Grand Canal Square, Dublin, 2, Ireland. Authorised and Regulated by the Central Bank of Ireland No. C50537.

GO ETF Solutions LLP has been appointed as the discretionary investment manager for this Fund, it is authorised and regulated by the Financial Conduct Authority No.477266.

We are a member of the Irish Funds Association.

All features described in this factsheet are those current at the time of publication and may be changed in the future. Nothing in this factsheet should be construed as advice and it is therefore not a recommendation to buy or sell securities. If in doubt about the suitability of this product, you should seek professional advice. Copies of the prospectus, key investor information document, annual and semi-annual reports & accounts are available free of charge on request or at www.lgimETF.com.

This document is only directed at investors resident in jurisdictions where our funds are registered for sale. It is not an offer or invitation to persons outside of those jurisdictions.