

PORTFOLIO BREAKDOWN

All data source LGIM unless otherwise stated. Totals may not sum due to rounding.



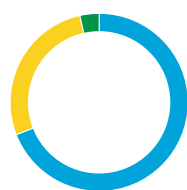
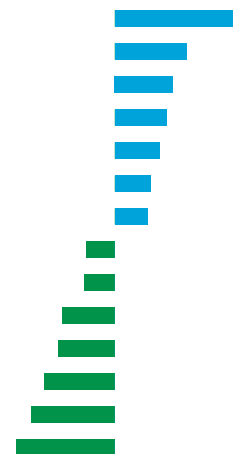
■ Top 10 issuers 13.7%
■ Rest of portfolio 86.3%
No. of issuers 302

TOP 10 ISSUERS (%)

Petroleo Brasileiro SA	2.0
Teva Pharm Finance Llc	1.9
Valeant Pharmaceuticals International	1.4
Corral Finans AB	1.3
Sprint Communications Inc	1.3
Matalan Group Ltd	1.2
Iceland Topco Ltd	1.2
Personal Care Division	1.2
Navios Maritime Acquisition Corp	1.2
Nidda Topco Sarl	1.1

TOP SECTOR OVER/UNDERWEIGHTS (%)

	Fund	Benchmark	Relative
Retailers	11.5	3.8	7.7
Gaming	6.9	2.6	4.3
Manufacturing	4.9	1.4	3.5
Cash	3.4	0.3	3.1
Energy / E&P	18.2	15.5	2.7
Transportation	4.0	1.9	2.1
Metals / Mining	6.4	4.4	2.0
Utilities	1.9	3.6	-1.7
Healthcare	7.0	8.9	-1.9
Services	1.8	5.0	-3.2
Paper / Forest / Pack	0.0	3.4	-3.4
Telecommunications	5.7	9.9	-4.3
Cable / Satellite TV	1.6	6.7	-5.1
Other	26.4	32.4	-6.0



CURRENCY (%)

■ USD	68.8
■ EUR	27.3
■ GBP	3.5

This is the currency breakdown before allowing for any hedging the fund may use. We aim to hedge the portfolio 100% back to the base currency.

CREDIT RATING (%)

	Fund	Benchmark	Relative
BBB	0.4	-	0.4
BB	32.7	57.1	-24.4
B	56.0	42.6	13.5
CCC	0.8	-	0.8
NR	1.7	-	1.7
Cash	3.4	0.3	3.1
Split rated	4.9	-	4.9



FUND MANAGER COMMENTARY

The high yield market moved lower in October, as a broader risk-off tone impacted risk assets. This was partially due to the threat of tighter liquidity conditions given strength in the dollar, whilst treasury yields did not move much lower. Emerging market high yield debt was more resilient over the month. Political concerns continued to play out in Europe with focus upon Italy's budget negotiations with the EU.

The fund underperformed the benchmark over the month. The portfolio continues to be positioned with a higher yield than the index and an overweight in single B rated bonds, particularly in Europe, to take advantage of supportive macroeconomic conditions. Single B bonds have outperformed BB bonds in 2018 so far. Regionally the fund is overweight in Europe and emerging markets where credit quality is improving alongside strong macro conditions. The marginal overweight in emerging markets helped performance in October. We continue to see the fundamental improvements in the credit quality of EM corporates and the higher yield as continuing to compensate for the perceived risks. As a result, we maintain our underweight stance in North American high yield bonds.

Looking ahead, we see a tougher economic environment in Europe, although there remains good growth in the USA and improving credit quality within the index. This will likely cause us to reduce exposure to Europe. We continue to view sectors such as telecommunications, cable TV and technology as being vulnerable to disruptive technology.



MARTIN REEVES


Martin Reeves is Head of Global High Yield. Prior to joining LGIM in 2011, Martin ran Credit Research at AllianceBernstein where he had worked since 1998. Prior to Alliance Bernstein Martin was Head of US High Yield Research at UBK Asset Management and a Chartered Accountant with Ernst & Young. Martin holds an MA in Economics from Cambridge University, St Catharine's College.

KEY RISKS

- This fund holds bonds that, rather than being traded on an exchange, are traded through agents, brokers or investment banks matching buyers and sellers. This makes the bonds less easy to buy and sell than investments that are traded on an exchange and on any particular day there may not be a buyer or a seller for the bonds. In times of market uncertainty or if an exceptional amount of withdrawals are requested it may become less easy for your fund to sell investments and the Manager may defer withdrawals, or suspend dealing. The Manager can only delay paying out if it is in the interests of all investors and with the permission of the fund trustee or depositary.
- The fund invests directly or indirectly in bonds which are issued by companies or governments. If these companies or governments experience financial difficulty, they may be unable to pay back some or all of the interest, original investment or other payments that they owe. If this happens, the value of your fund may fall.
- The fund could lose money if any institution providing services such as acting as counterparty to derivatives or other instruments, becomes unwilling or unable to meet its obligations to the fund.
- Derivatives are highly sensitive to changes in the value of the asset on which they are based and can increase the size of losses and gains.
- The fund may have underlying investments that are valued in currencies that are different from the currency of this share class. Any such investments will be impacted by exchange rate fluctuations and this may affect the value of your investment and any income from it. Currency hedging techniques may be applied to reduce the impact of exchange rate fluctuations but may not entirely eliminate it.
- We may take some or all of the ongoing charges from the fund's capital rather than the fund's income. This increases the amount of income, but it reduces the growth potential and may lead to a fall in the value of the fund.
- Investment returns on bonds are sensitive to trends in interest rate movements. Their values are likely to fall when interest rates rise. Such falls may be more pronounced in a low interest rate environment. Bonds with a short time to go before their maturity date will fall by less than bonds with a longer time to their maturity date.

For more information, please refer to the key investor information document on our website [↗](#)

COUNTRY REGISTRATION



SPOTLIGHT ON LEGAL & GENERAL INVESTMENT MANAGEMENT

We are one of Europe's largest asset managers and a major global investor, with assets under management of €1,113.61 billion (as at 30 June 2018). We work with a wide range of global clients, including pension schemes, sovereign wealth funds, fund distributors and retail investors.

Assets under management include derivative positions and assets managed by LGIMA, an SEC Registered Investment Advisor.

DEALING INFORMATION

Valuation frequency	Daily, 16:00 CET
Dealing frequency	Each Business Day
Settlement period	T+3
Administrator/Custodian	Northern Trust

CODES

ISIN	P EUR HDG Acc LU1003760326
	P EUR HDG Dist LU1003760599
Bloomberg	P EUR HDG Acc
	P EUR HDG Dist LGHYPEH LX

TO FIND OUT MORE

Legal & General SICAV C/O Northern Trust
Luxembourg Management Company S.A.
6 rue Lou Hemmer L-1748
Senningerberg Grand-Duché de Luxembourg

 Visit www.lgim.com

 Call **+352 276 222 514**

 Email LGIM-TALUX@ntrs.com

We may record and monitor calls. Call charges will vary.

Important information

Issued by LGIM Corporate Director Limited as management company for this fund. Registered in England and Wales No. 07105051. Registered Office: One Coleman Street, London, EC2R 5AA. Authorised and Regulated by the Financial Conduct Authority No. 518241. Legal & General Investment Management Limited has been appointed as the discretionary investment manager for this Fund, it is authorised and regulated by the Financial Conduct Authority No. 119272. All features described in this factsheet are those current at the time of publication and may be changed in the future. Nothing in this factsheet should be construed as advice and it is therefore not a recommendation to buy or sell securities. If in doubt about the suitability of this product, you should seek professional advice. No investment decisions should be made without first reviewing the key investor information document of the Fund ("KIID") which can be obtained from www.lgim.com. This fact sheet is only directed at investors resident in jurisdictions where this fund is registered for sale. It is not an offer or invitation to persons outside of those jurisdictions. We reserve the right to reject any applications from outside of such jurisdictions.

Source ICE BofAML, used with permission. ICE BofAML is licensing the ICE BofAML indices "as is", makes no warranties regarding same, does not guarantee the suitability, quality, accuracy, timeliness, and/or completeness of the ICE BofAML indices or any data included in, related to, or derived therefrom, assumes no liability in connection with their use, and does not sponsor, endorse, or recommend Legal & General Investment Management or its affiliates, or any of its products or services.

Internal Fund Code: 5422