

# Legal & General Short Dated Sterling Corporate Bond Index Fund



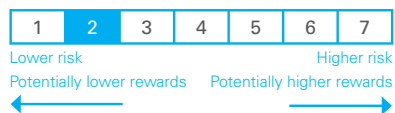
Unit Trust (UCITS compliant) C-Class GBP

Base currency: **GBP**Domicile: **UK**

## FUND AIM

The objective of the Fund is to provide a combination of growth and income by tracking the performance of the Markit iBoxx GBP Corporates 1-5 Index (the "Index"). This objective is after the deduction of charges and taxation.

## RISK AND REWARD PROFILE



The synthetic risk and reward indicator (SRRI) is based on the historic volatility of the fund's value and it may change in the future.

The fund is in category 2 because it invests in company or government bonds which are sensitive to changes in interest rates, inflation and credit. This can be driven by political and economic changes and other significant events and may cause the value to fluctuate.

For more information, please refer to the Key Risks section on page 3.

## WHO IS THIS FUND FOR?

- This fund may be suitable for investors looking for a combination of growth and income by tracking the market in investment grade corporate bonds that are short dated and denominated in British Pounds as represented by the index.
- Although investors can take their money out at any time, this fund may not be appropriate for those who plan to withdraw their money within five years.
- This fund is not designed for investors who cannot afford more than a minimal loss of their investment.
- If you do not understand this document we recommend you seek additional information to help you decide if this fund is right for you.

## FUND FACTS

Fund size <b>£1,577.3m</b>	Fund launch date <b>14 May 2014</b>	Initial charge <b>0.00%</b>	Ongoing charge <b>0.09%</b>
Distribution yield <b>2.0%</b>	Modified duration <b>2.75 years</b>	Price basis <b>Dual</b>	Bid / Offer spread <b>0.42%</b>

For detail on price basis methodologies please refer to the 'Guide to Investing With Us' found on our website. [↗](#)

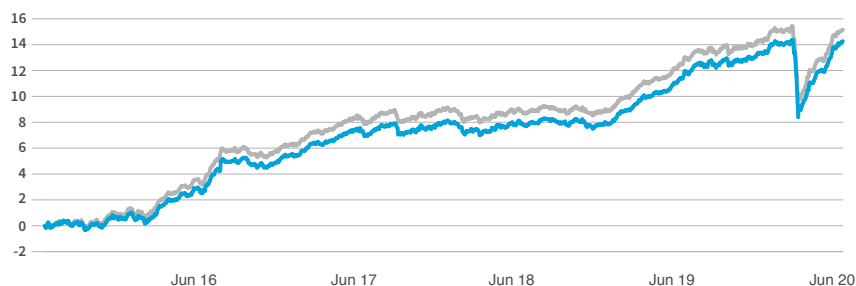
## COSTS

## BENCHMARKS

Target benchmark

**Markit iBoxx Sterling Corporates 1-5 Index**

## PERFORMANCE (%)



	1 month	3 months	1 year	3 years	5 years
■ Fund	1.20	4.34	2.49	6.72	14.10
■ Index	1.18	4.35	2.39	6.69	15.07
Relative to Index	0.02	-0.01	0.10	0.03	-0.97

## 12 MONTH PERFORMANCE TO MOST RECENT QUARTER (%)

12 months to 30 June	2020	2019	2018	2017	2016
Fund	2.49	3.30	0.80	4.12	2.70
Index	2.39	3.40	0.76	4.11	3.60
Relative to Index	0.10	-0.10	0.04	0.01	-0.90

Performance for the C Inc unit class in GBP, launched on 14 May 2014. Source: Lipper.

Performance assumes all fund charges have been taken and that all income generated by the investments, after deduction of tax, remains in the fund.

Please note, the benchmark is priced at the close whereas the fund is priced earlier. This can lead to artificially high tracking difference stated on the factsheet. Please see overleaf for gross tracking difference with both fund and index on a closed-price basis.

**Past performance is not a guide to the future.**

## FUND SNAPSHOT

- **What does it invest in?** Invests in short-dated company bonds with less than 5 years to maturity, which tend to be less sensitive to changes in interest rates than longer-dated bonds.
- **How does it invest?** Passively managed, aiming to replicate the performance of the Index.



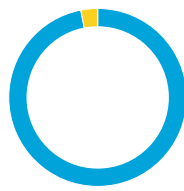
## PORTFOLIO BREAKDOWN

All data sources are a combination of LGIM and the Fund Accountant unless otherwise stated. Totals may not sum due to rounding.



### CURRENCY (%)

■ GBP	100.0
-------	-------



### YEARS TO MATURITY (%)

■ 0 to 5	97.0
■ 5 to 10	3.0



■ Top 10 holdings 9.0%  
 ■ Rest of portfolio 91.0%  
 No. of issuers in fund 175  
 No. of issuers in index 156

### TOP 10 HOLDINGS (%)

UK Treasury 0.625% 2025	1.1
Siemens 1.2% 2025	1.1
Barclays Bank 3.125% 2024	1.0
Barclays Bank 2.375% 2023	0.9
Anheuser-Busch 9.75% 2024	0.9
Enel Finance 5.625% 2024	0.9
Lloyds Bank Plc 2.25% 2024	0.8
HSBC 6.5% 2024	0.8
Royal Bank of Scotland 3.622% 2030	0.8
Imperial Brands Finance 8.125% 2024	0.7

### CREDIT RATING (%)

AAA	1.9
AA	12.4
A	31.2
BBB	54.5
Other	0.0

### COUNTRY (%)

🇬🇧 United Kingdom	43.6
🇺🇸 United States	13.4
🇩🇪 Germany	13.3
🇫🇷 France	6.9
🇦🇺 Australia	3.6
🇳🇱 Netherlands	3.5
🇨🇦 Canada	2.4
🇸🇪 Sweden	2.2
🇪🇸 Spain	2.2
🌐 Other	9.1

### SECTOR (%)

Financials	52.8
Consumer Goods	16.1
Utilities	11.9
Industrials	5.1
Consumer Services	3.6
Telecommunications	2.7
Oil & Gas	2.6
Basic Materials	2.2
Gilts	1.7
Other	1.2

## INDEX TRACKING

The team believes that successful index tracking strikes a balance between close matching of the index and the management of trading costs. Using pragmatic replication, all the bonds in the portfolio are held broadly in line with their index weights, ensuring close tracking of the index.

### TRACKING ERROR (%)

3 years	4 years	5 years	7 years	10 years	Launch
0.08	0.08	0.09	0.00	0.00	0.09

The tracking error figures shown are annualised and are calculated using gross of fee returns based on LGIM's internally calculated valuations. The gross of fee performance figures are calculated on a total return basis and have been adjusted to exclude the impact of uninvested cash balances within the income and revenue account. The gross performance numbers are an indication of fund manager skill and are not reflective of true fund performance. True fund performance priced at official valuation points are calculated by Lipper and available above. Please note that on occasion, difference in the treatment of withholding tax between fund and benchmark can be significant and lead to the appearance of heightened relative returns on overseas equity funds. The fund launched on 14 May 2014.

Celebrating  
**25+**  
 Years

### INDEX FUND MANAGEMENT TEAM

The Index Fund Management team comprises 25 fund managers, supported by two analysts. Management oversight is provided by the Global Head of Index Funds. The team has average industry experience of 15 years, of which seven years has been at LGIM, and is focused on achieving the equally important objectives of close tracking and maximising returns.

## KEY RISKS

- The value of an investment and any income taken from it is not guaranteed and can go down as well as up; you may not get back the amount you originally invested.
- This fund holds bonds that are traded through agents, brokers or investment banks matching buyers and sellers. This makes the bonds less easy to buy and sell than investments traded on an exchange. In exceptional circumstances the fund may not be able to sell bonds and may defer withdrawals, or suspend dealing. The Directors can only delay paying out if it is in the interests of all investors and with the permission of the fund depositary.
- The fund invests directly or indirectly in bonds which are issued by companies or governments. If these companies or governments experience financial difficulty, they may be unable to pay back some or all of the interest, original investment or other payments that they owe. If this happens, the value of the fund may fall.
- The fund could lose money if any institution providing services such as acting as counterparty to derivatives or other instruments, becomes unwilling or unable to meet its obligations to the fund.
- Derivatives are highly sensitive to changes in the value of the asset on which they are based and can increase the size of losses and gains.
- We may take some or all of the ongoing charges from the fund's capital rather than the fund's income. This increases the amount of income, but it reduces the growth potential and may lead to a fall in the value of the fund.
- Investment returns on bonds are sensitive to trends in interest rate movements. Such changes will affect the value of your investment.

For more information, please refer to the key investor information document on our website [↗](#)

## LATEST DISTRIBUTION INFORMATION

For distributing unit classes, the latest payments are shown below. Please note that these payments are not guaranteed, are at the discretion of the manager and may be paid out of capital.

Type	Ex-div date	Pay date	Pence per unit
Final	17 Feb 20	15 Apr 20	0.55p
Interim	16 Aug 19	15 Oct 19	0.55p
Final	18 Feb 19	15 Apr 19	0.53p
Interim	16 Aug 18	15 Oct 18	0.55p

**Important:** Due to exceptional market conditions, spreads are currently volatile and may be higher than indicated. To see the latest spread visit [www.legalandgeneral.com/chargesandfees](http://www.legalandgeneral.com/chargesandfees)

### Important information

Copyright © 2020 Legal & General. This document is subject to copyright. Any unauthorised use is strictly prohibited. All rights are reserved. Issued by Legal & General (Unit Trust Managers) Limited as management company for this fund. Registered in England and Wales No. 01009418. Registered Office: One Coleman Street, London, EC2R 5AA. Authorised and Regulated by the Financial Conduct Authority No. 119273. We are members of the Investment Association. All features described in this fact sheet are those current at the time of publication and may be changed in the future. Nothing in this fact sheet should be construed as advice and it is therefore not a recommendation to buy or sell investments. If in doubt about the suitability of this product, you should seek professional advice. No investment decisions should be made without first reviewing the key investor information document of the Fund ("KIID") which can be obtained from [www.legalandgeneral.com](http://www.legalandgeneral.com). This fact sheet is only directed at investors resident in jurisdictions where this fund is registered for sale. It is not an offer or invitation to persons outside of those jurisdictions. We reserve the right to reject any applications from outside of such jurisdictions.

Neither Markit, its Affiliates or any third party data provider makes any warranty, express or implied, as to the accuracy, completeness or timeliness of the data contained herewith nor as to the results to be obtained by recipients of the data. Neither Markit, its Affiliates nor any data provider shall in any way be liable to any recipient of the data for any inaccuracies, errors or omissions in the Markit data, regardless of cause, or for any damages (whether direct or indirect) resulting therefrom. Markit has no obligation to update, modify or amend the data or to otherwise notify a recipient thereof in the event that any matter stated herein changes or subsequently becomes inaccurate. Without limiting the foregoing, Markit, its Affiliates, or any third party data provider shall have no liability whatsoever to you, whether in contract (including under an indemnity), in tort (including negligence), under a warranty, under statute or otherwise, in respect of any loss or damage suffered by you as a result of or in connection with any opinions, recommendations, forecasts, judgments, or any other conclusions, or any course of action determined, by you or any third party, whether or not based on the content, information or materials contained herein. Copyright © 2020, Markit Indices GmbH.



## SPOTLIGHT ON LEGAL & GENERAL INVESTMENT MANAGEMENT

We are one of Europe's largest asset managers and a major global investor, with assets under management of £1,196.2 billion (as at 31 December 2019). We work with a wide range of global clients, including pension schemes, sovereign wealth funds, fund distributors and retail investors.

Source: LGIM internal data as at 31 December 2019. The AUM disclosed aggregates the assets managed by LGIM in the UK, LGIMA in the US and LGIM Asia in Hong Kong. The AUM includes the value of securities and derivatives positions.

## DEALING INFORMATION

Valuation frequency	Daily, 12pm (UK time)
Dealing frequency	Daily
Settlement period	T+4

## CODES

<b>ISIN</b>	C Acc	GB00BKGR3F07
	C Inc	GB00BKGR3D82
<b>SEDOL</b>	C Acc	BKGR3F0
	C Inc	BKGR3D8
<b>Bloomberg</b>	C Acc	LGSDCCA LN
	C Inc	LGSDCCI LN

## TO FIND OUT MORE

 Visit [www.legalandgeneral.com](http://www.legalandgeneral.com)

 Call **0370 050 0955**

 Email [investments@landg.com](mailto:investments@landg.com)

Lines are open Monday to Friday 8.30am to 6.00pm. We may record and monitor calls. Call charges will vary.