

# Legal & General UK Special Situations Trust



Unit Trust (UCITS compliant) I-Class GBP

## FUND AIM

The objective of this fund is to provide growth. The fund will typically invest between 80% and 100% in UK company shares. The fund may also invest in company shares from Europe. The fund will invest in companies considered, in the manager's view, to be undervalued by the market.

## RISK AND REWARD PROFILE



The synthetic risk and reward indicator (SRRI) is based on the historic volatility of the fund's value and it may change in the future.

The fund is in category 5 because it invests in company shares which are sensitive to variations in the stock market. The value of company shares can change substantially over short periods of time.

For more information, please refer to the Key Risks section on page 3.

## WHO IS THIS FUND FOR?

- This fund is designed for investors looking for growth from an investment in UK company shares.
- Although investors can take their money out at any time, this fund may not be appropriate for those who plan to withdraw their money within five years.
- This fund is not designed for investors who cannot afford more than a minimal loss of their investment.
- If you do not understand this document we recommend you seek additional information to help you decide if this fund is right for you.

## FUND FACTS

Fund size <b>£275.7m</b>	Base currency <b>GBP</b>	IA Sector <b>IA UK All Companies</b>
Launch date <b>10 Nov 2008</b>	Domicile <b>UK</b>	Historical yield <b>1.10%</b>

## COSTS

Initial charge <b>0.00%</b>	Ongoing charge <b>0.79%</b>
Price basis <b>Dual</b>	Bid / Offer spread <b>0.88%</b>

For detail on price basis methodologies please refer to the 'Guide to Investing With Us' found on our website. [↗](#)

## PERFORMANCE (%)



	1 month	3 months	1 year	3 years	5 years
■ Fund	-1.06	1.17	3.81	34.41	66.21
■ IA Sector	0.72	3.43	8.59	28.01	47.77
Quartile ranking	4	4	4	2	1

## 12 MONTH PERFORMANCE TO MOST RECENT QUARTER (%)

12 months to 30 June	2018	2017	2016	2015	2014
Fund	6.47	22.53	6.49	14.74	14.68
IA Sector	9.12	22.72	-3.98	6.86	13.84
Quartile ranking	4	2	1	1	2

Performance for the I Inc unit class in GBP, launched on 10 November 2008. Source: Lipper. Performance assumes all fund charges have been taken and that all income generated by the investments, after deduction of tax, remains in the fund.

**Past performance is not a guide to future returns. The value of your investment and any income taken from it is not guaranteed and may go up and down.**

## FUND SNAPSHOT



- Aims to provide long-term capital growth through stocks with unrecognised market potential
- The portfolio invests in stocks with strong economic moats and attractive cash generation, which we consider to be either underappreciated or undervalued by the market
- Legal & General has a significant presence in the UK stock market so our fund managers often have the chance to meet a company's management team before we invest

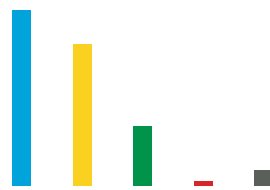


## PORTFOLIO BREAKDOWN

All data source LGIM unless otherwise stated. Totals may not sum due to rounding.

### COUNTRY (%)

	United Kingdom	97.7
	Mauritius	2.3



### MARKET CAPITALISATION (%)

Large	44.3
Mid	35.7
Small	15.0
Micro	1.2
Cash and Equivalents	3.8












■ Top 10 holdings 42.1%  
■ Rest of portfolio 57.9%  
No. of holdings 36











### TOP 10 HOLDINGS (%)

GVC HOLDINGS	5.1
PRUDENTIAL	4.9
URBAN & CIVIC PLC	4.4
WIZZ AIR HOLDINGS	4.3
DCC	4.0
BRITISH AMERICAN TOBACCO	4.0
ENERGEAN OIL & GAS	4.0
THE GYM GROUP	3.9
MELROSE INDUSTRIES	3.8
BP	3.8

### TOP SECTOR OVER/UNDERWEIGHTS (%)

	Fund	Relative	
Consumer Services	21.8	10.3	
Unclassified	8.7	8.7	
Industrials	19.5	8.1	
Technology	4.7	3.8	
Consumer Goods	11.9	-2.5	
Utilities	0.0	-2.5	
Basic Materials	4.0	-3.7	
Health Care	1.4	-7.5	
Financials	15.1	-10.8	

### TOP 5 STOCK OVER/UNDERWEIGHTS (%)

	Fund	Relative	
GVC Holdings	5.1	4.8	
Urban & Civic PLC	4.4	4.4	
Wizz Air Holdings	4.3	4.2	
Energean Oil & Gas	4.0	3.9	
The Gym Group	3.9	3.9	
Diageo	0.0	-2.7	
AstraZeneca	0.0	-3.0	
GlaxoSmithKline	0.0	-3.1	
HSBC Holdings	1.5	-4.4	
Royal Dutch Shell	0.0	-8.9	

## FUND MANAGER COMMENTARY

It was a month that saw mixed messages from the market. The latest reports of attempts to revive trade negotiations between the US and China helped the FTSE All Share end July at a six-week high, but the spectre of protectionism still lingers over the global economy. Meanwhile, the latest corporate reporting season and better UK consumer spending data provided a welcome distraction.

Sector divergences during July were significant, resulting in a defensive shift to investor portfolios. The main beneficiaries have been healthcare and consumer staples, whilst we have seen some improvement in Financials too. Large-caps did well, helped by FX moves that saw an extension of the sterling sell-off relative to the US dollar. Contrarily, the UK equity market's defensive merits proved less helpful in July as energy stocks dragged due to the less supportive supply backdrop, which pulled the oil price back from recent highs. Housebuilders performed better, but other domestic sectors continue to struggle.

For the fund, July saw disappointing relative return of -2.3%. This was driven by stock selection and sector allocation, which were both detrimental in the period. In terms of sectors, our travel & leisure, support services and mining exposure detracted most value. Meanwhile, in respect of positioning, our underweight in Healthcare delivered a negative contribution. At the stock level, Playtech was the largest underperformer following a profits warning. Urban & Civic, Biffa and Equiniti were additional detractors. Turning to positives, GVC and Draper Esprit added material value.



### GAVIN LAUNDER

Gavin joined LGIM in 2007 and is a Fund Manager within the High Alpha team for Europe ex-UK portfolios. He joined LGIM from BlueBay Asset Management where he was a Global Equities Analyst. Gavin spent the majority of his buy-side career as a Portfolio Manager with UBS O'Connor. Prior to this, he was a top-rated, sell-side analyst covering the Autos, Capital Goods and Conglomerates sectors at investment banks including SG Warburg (now part of UBS) and Goldman Sachs. Gavin holds a degree in Philosophy and Economics from University College, London.

**KEY RISKS**

- The return from this fund is dependent on relatively few individual investments. This means that a fall in the value of an individual investment can have a major impact on the overall performance of the fund.
- The fund could lose money if any institution providing services such as acting as counterparty to derivatives or other instruments, becomes unwilling or unable to meet its obligations to the fund.
- Derivatives are highly sensitive to changes in the value of the asset on which they are based and can increase the size of losses and gains.
- The fund may have underlying investments that are valued in currencies that are different from sterling (British pounds). Any such investments will be impacted by exchange rate fluctuations and this may affect the value of your investment and any income from it. Currency hedging techniques may be applied to reduce the impact of exchange rate fluctuations but may not entirely eliminate it.

For more information, please refer to the key investor information document on our website [↗](#)

**LATEST DISTRIBUTION INFORMATION**

For distributing unit classes, the latest payments are shown below. Please note that these payments are not guaranteed, are at the discretion of the manager and may be paid out of capital.

Type	Ex-div date	Pay date	Pence per unit
Interim	15 Mar 18	14 May 18	0.26p
Final	15 Sep 17	14 Nov 17	0.96p
Interim	14 Mar 17	14 May 17	0.71p
Final	14 Sep 16	14 Nov 16	0.99p



**SPOTLIGHT ON LEGAL & GENERAL INVESTMENT MANAGEMENT**

We are one of Europe’s largest asset managers and a major global investor, with assets under management of £983.3 billion (as at 31 December 2017). We work with a wide range of global clients, including pension schemes, sovereign wealth funds, fund distributors and retail investors.

Assets under management include derivative positions and assets managed by LGIMA, an SEC Registered Investment Advisor.

**DEALING INFORMATION**

Valuation frequency	Daily, 12pm (UK time)
Dealing frequency	Daily
Settlement period	T+4

**CODES**

<b>ISIN</b>	I Acc	GB00B3DMY345
	I Inc	GB00B3DMY121
<b>SEDOL</b>	I Acc	B3DMY34
	I Inc	B3DMY12
<b>Bloomberg</b>	I Acc	LGUKSIA
	I Inc	LGUKSII

**TO FIND OUT MORE**

 Visit [www.legalandgeneral.com](http://www.legalandgeneral.com)

 Call **0370 050 0955**

 Email [investments@landg.com](mailto:investments@landg.com)

Lines are open Monday to Friday 8.30am to 6.00pm. We may record and monitor calls. Call charges will vary.

**Important information**

Issued by Legal & General (Unit Trust Managers) Limited as management company for this fund. Registered in England and Wales No. 01009418. Registered Office: One Coleman Street, London, EC2R 5AA. Authorised and Regulated by the Financial Conduct Authority No. 119273. We are members of the Investment Association. All features described in this fact sheet are those current at the time of publication and may be changed in the future. Nothing in this fact sheet should be construed as advice and it is therefore not a recommendation to buy or sell investments. If in doubt about the suitability of this product, you should seek professional advice. No investment decisions should be made without first reviewing the key investor information document of the Fund (“KIID”) which can be obtained from [www.legalandgeneral.com](http://www.legalandgeneral.com). This fact sheet is only directed at investors resident in jurisdictions where this fund is registered for sale. It is not an offer or invitation to persons outside of those jurisdictions. We reserve the right to reject any applications from outside of such jurisdictions.

Source: London Stock Exchange Group plc and its group undertakings (collectively, the “LSE Group”). ©LSE Group 2018. FTSE Russell is a trading name of certain of the LSE Group companies. FTSE® is a trade mark of the relevant LSE Group companies and is used by any other LSE Group company under license. All rights in the FTSE Russell indexes or data vest in the relevant LSE Group company which owns the index or the data. Neither LSE Group nor its licensors accept any liability for any errors or omissions in the indexes or data and no party may rely on any indexes or data contained in this communication. No further distribution of data from the LSE Group is permitted without the relevant LSE Group company’s express written consent. The LSE Group does not promote, sponsor or endorse the content of this communication.