

Legal & General European Trust

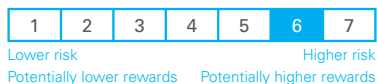
Unit Trust (UCITS compliant) I-Class GBP



FUND AIM

The objective of this fund is to provide growth. The fund will typically invest between 90% and 100% in company shares. The fund will invest in a broad range of company shares from all economic sectors. The company shares that the fund invests in will be exclusively from Europe (excluding the UK). These shares will be issued by leading industrial and commercial companies as well as newly emerging companies.

RISK AND REWARD PROFILE



The synthetic risk and reward indicator (SRRI) is based on the historic volatility of the fund's value and it may change in the future.

The fund is in category 6 because it invests in company shares which are sensitive to variations in the stock market. The value of company shares can change substantially over short periods of time.

For more information, please refer to the Key Risks section on page 3.

WHO IS THIS FUND FOR?

- This fund is designed for investors looking for growth from an investment in European company shares (excluding UK companies).
- Although investors can take their money out at any time, this fund may not be appropriate for those who plan to withdraw their money within five years.
- This fund is not designed for investors who cannot afford more than a minimal loss of their investment.
- If you do not understand this document we recommend you seek additional information to help you decide if this fund is right for you.

FUND FACTS

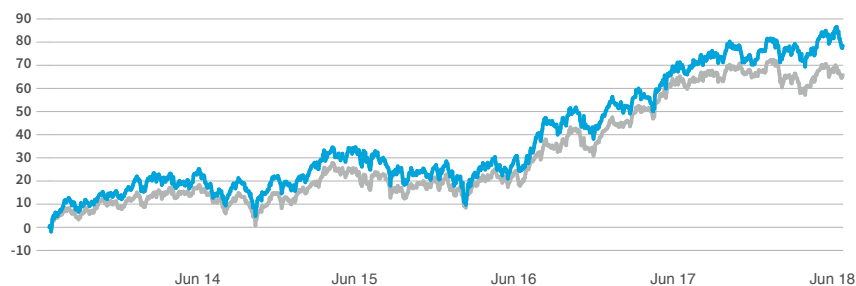
Fund size £155.9m	Base currency GBP	IA Sector IA Europe ex UK
Launch date 9 Sep 1985	Domicile UK	Historical yield 1.00%

COSTS

Initial charge 0.00%	Ongoing charge 0.81%
Price basis Dual	Bid / Offer spread 0.29%

For detail on price basis methodologies please refer to the 'Guide to Investing With Us' found on our website. [↗](#)

PERFORMANCE (%)



	1 month	6 months	1 year	3 years	5 years
■ Fund	-1.10	1.24	7.18	39.08	78.34
■ IA Sector	-0.47	-0.83	3.14	39.57	65.67
Quartile ranking	4	1	1	3	2

12 MONTH PERFORMANCE TO MOST RECENT QUARTER (%)

12 months to 30 June	2018	2017	2016	2015	2014
Fund	7.18	29.93	-0.13	9.42	17.19
IA Sector	3.14	29.27	4.68	4.14	13.98
Quartile ranking	1	2	4	1	2

Performance for the I Inc unit class in GBP launched on 17 August 2012. Source: Lipper. Performance assumes all fund charges have been taken and that all income generated by the investments, after deduction of tax, remains in the fund.

Past performance is not a guide to future returns. The value of your investment and any income taken from it is not guaranteed and may go up and down.

FUND SNAPSHOT











- Focuses on investing in shares listed throughout Europe, excluding the UK, with the aim of providing long-term capital growth
- Europe is a diverse range of countries, economies and currencies with a wealth of investment opportunities
- We aim to focus on identifying companies where returns are sustainably high or where improvements are anticipated




PORTFOLIO BREAKDOWN

All data source LGIM unless otherwise stated. Totals may not sum due to rounding.

COUNTRY (%)

	Germany	33.8
	France	11.5
	Italy	11.5
	Netherlands	9.1
	Switzerland	8.8
	Denmark	7.2
	Sweden	4.8
	Spain	4.7
	Belgium	3.7
	Other	5.0



MARKET CAPITALISATION (%)

Large	81.2
Mid	12.3
Small	5.3
Micro	0.5
Cash and Equivalents	0.7













■ Top 10 holdings 34.9%
■ Rest of portfolio 65.2%
No. of holdings 38











TOP 10 HOLDINGS (%)

ASML Holding	4.0
SAP	3.8
Infineon Technologies	3.8
Ferrari	3.7
Umicore	3.7
UBS Group	3.4
Varta Ag NPV (Germany)	3.2
Ubisoft Entertainment	3.1
Daimler AG	3.1
Amadeus IT Group SA	3.0

TOP SECTOR OVER/UNDERWEIGHTS (%)

	Fund	Relative	
Technology	22.2	16.1	
Unclassified	9.3	9.3	
Consumer Goods	21.9	2.7	
Oil & Gas	5.9	1.0	
Basic Materials	9.0	0.8	
Telecommunications	2.5	-0.8	
Industrials	13.6	-3.2	
Utilities	0.0	-4.2	
Health Care	2.6	-8.8	
Financials	7.9	-13.3	

TOP 5 STOCK OVER/UNDERWEIGHTS (%)

	Fund	Relative	
Umicore	3.7	3.5	
Ferrari	3.7	3.5	
Infineon Technologies	3.8	3.3	
Varta Ag NPV (Germany)	3.2	3.2	
Ubisoft Entertainment	3.1	3.0	
Bayer	0.0	-1.6	
Total	0.0	-2.3	
Roche Hldgs (Genus)	0.0	-2.4	
Novartis	0.0	-2.5	
Nestle	0.0	-3.6	

FUND MANAGER COMMENTARY

June proved to be a volatile month for equity markets, with the capricious stance on trade wars and tariffs from President Trump taking central stage. Aside from fears of rising global protectionism, recent central bank announcements also reminded investors that the outlook for the global economy, whilst still positive, is less synchronised than it appeared a couple of months ago.

While political risks in the Eurozone appear to have been negotiated for now, this is still a cause for concern. Meanwhile, the prospect of higher policy rates remains distant.

The outperformance of Spain during the period reflects a rebound in banking stocks. However, this was offset in other regions where the list of laggards is dominated by companies seen most at risk of tariff barriers. In terms of sectors, industrials and basic materials were weak, as asset allocators appeared to shift away from cyclical exposure. Oil was the biggest outperformer in June and Q2, with Brent Crude now within touching distance of \$75 per barrel.

For the L&G European Growth fund, we saw a negative return in the period, which resulted in -140bps underperformance against the benchmark. This was predominantly due to disappointing stock selection in technology and financials. Sector allocation was unhelpful, predominantly due to our underweight in healthcare. At the country level, we also saw weak performance from our exposure in Finland, Denmark and France.



GAVIN LAUNDER

Gavin joined LGIM in 2007 and is a Fund Manager within the High Alpha team for Europe ex-UK portfolios. He joined LGIM from BlueBay Asset Management where he was a Global Equities Analyst. Gavin spent the majority of his buy-side career as a Portfolio Manager with UBS O'Connor. Prior to this, he was a top-rated, sell-side analyst covering the Autos, Capital Goods and Conglomerates sectors at investment banks including SG Warburg (now part of UBS) and Goldman Sachs. Gavin holds a degree in Philosophy and Economics from University College, London.



KEY RISKS

- The return from this fund is dependent on relatively few individual investments. This means that a fall in the value of an individual investment can have a major impact on the overall performance of the fund.
- The fund could lose money if any institution providing services such as acting as counterparty to derivatives or other instruments, becomes unwilling or unable to meet its obligations to the fund.
- Derivatives are highly sensitive to changes in the value of the asset on which they are based and can increase the size of losses and gains.
- The fund may have underlying investments that are valued in currencies that are different from sterling (British pounds). Any such investments will be impacted by exchange rate fluctuations and this may affect the value of your investment and any income from it. Currency hedging techniques may be applied to reduce the impact of exchange rate fluctuations but may not entirely eliminate it.

For more information, please refer to the key investor information document on our website [↗](#)

LATEST DISTRIBUTION INFORMATION

For distributing unit classes, the latest payments are shown below. Please note that these payments are not guaranteed, are at the discretion of the manager and may be paid out of capital.

Type	Ex-div date	Pay date	Pence per unit
Final	31 Jul 17	28 Sep 17	4.54p
Final	28 Jul 16	28 Sep 16	1.47p
Final	28 Jul 15	28 Sep 15	1.56p
Final	28 Jul 14	28 Sep 14	4.89p



SPOTLIGHT ON LEGAL & GENERAL INVESTMENT MANAGEMENT

We are one of Europe’s largest asset managers and a major global investor, with assets under management of £983.3 billion (as at 31 December 2017). We work with a wide range of global clients, including pension schemes, sovereign wealth funds, fund distributors and retail investors.

Assets under management include derivative positions and assets managed by LGIMA, an SEC Registered Investment Advisor.

DEALING INFORMATION

Valuation frequency	Daily, 12pm (UK time)
Dealing frequency	Daily
Settlement period	T+4

CODES

ISIN	I Acc	GB00B7J5FY33
	I Inc	GB00B78RV756
SEDOL	I Acc	B7J5FY3
	I Inc	B78RV75
Bloomberg	I Acc	LGEUTIA LN
	I Inc	LGEUTII LN

TO FIND OUT MORE

 Visit www.legalandgeneral.com

 Call **0370 050 0955**

 Email investments@landg.com

Lines are open Monday to Friday 8.30am to 6.00pm. We may record and monitor calls. Call charges will vary.

Important information

Issued by Legal & General (Unit Trust Managers) Limited as management company for this fund. Registered in England and Wales No. 01009418. Registered Office: One Coleman Street, London, EC2R 5AA. Authorised and Regulated by the Financial Conduct Authority No. 119273. We are members of the Investment Association. All features described in this fact sheet are those current at the time of publication and may be changed in the future. Nothing in this fact sheet should be construed as advice and it is therefore not a recommendation to buy or sell investments. If in doubt about the suitability of this product, you should seek professional advice. No investment decisions should be made without first reviewing the key investor information document of the Fund (“KIID”) which can be obtained from www.legalandgeneral.com. This fact sheet is only directed at investors resident in jurisdictions where this fund is registered for sale. It is not an offer or invitation to persons outside of those jurisdictions. We reserve the right to reject any applications from outside of such jurisdictions.