

Legal & General UK Special Situations Trust



Unit Trust (UCITS compliant) C-Class GBP

FUND AIM

The objective of this fund is to provide growth. The fund will typically invest between 80% and 100% in UK company shares. The fund may also invest in company shares from Europe. The fund will invest in companies considered, in the manager's view, to be undervalued by the market.

RISK AND REWARD PROFILE



The synthetic risk and reward indicator (SRRI) is based on the historic volatility of the fund's value and it may change in the future.

The fund is in category 5 because it invests in company shares which are sensitive to variations in the stock market. The value of company shares can change substantially over short periods of time.

For more information, please refer to the Key Risks section on page 3.

WHO IS THIS FUND FOR?

- This fund is designed for investors looking for growth from an investment in UK company shares.
- Although investors can take their money out at any time, this fund may not be appropriate for those who plan to withdraw their money within five years.
- This fund is not designed for investors who cannot afford more than a minimal loss of their investment.
- If you do not understand this document we recommend you seek additional information to help you decide if this fund is right for you.

FUND FACTS

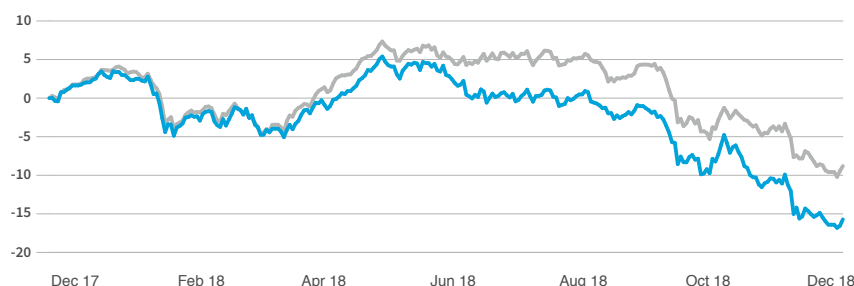
Fund size £226.3m	Base currency GBP	IA Sector IA UK All Companies
Launch date 10 Nov 2008	Domicile UK	Historical yield 2.0%

COSTS

Initial charge 0.00%	Ongoing charge 0.50%
Price basis Dual	Bid / Offer spread 0.66%

For detail on price basis methodologies please refer to the 'Guide to Investing With Us' found on our website. [↗](#)

PERFORMANCE (%)



	1 month	3 months	1 year	3 years	Launch
■ Fund	-5.21	-14.05	-17.35	-	-15.67
■ IA Sector	-4.70	-12.53	-11.12	-	-8.88
Quartile ranking	3	4	4	-	4

FUND SNAPSHOT

- Aims to provide long-term capital growth through stocks with unrecognised market potential
- The portfolio invests in stocks with strong economic moats and attractive cash generation, which we consider to be either underappreciated or undervalued by the market
- Legal & General has a significant presence in the UK stock market so our fund managers often have the chance to meet a company's management team before we invest

12 MONTH PERFORMANCE TO MOST RECENT QUARTER (%)

12 months to 31 December	2018	2017	2016	2015	2014
Fund	-17.35	-	-	-	-
IA Sector	-11.12	-	-	-	-
Quartile ranking	4	-	-	-	-

Performance for the C Inc unit class in GBP, launched on 12 December 2017. Source: Lipper. Performance assumes all fund charges have been taken and that all income generated by the investments, after deduction of tax, remains in the fund.

Past performance is not a guide to future returns. The value of your investment and any income taken from it is not guaranteed and may go up and down.

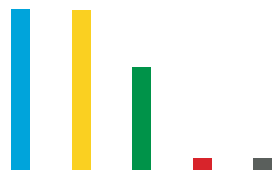


PORTFOLIO BREAKDOWN

All data source LGIM unless otherwise stated. Totals may not sum due to rounding.

COUNTRY (%)

	United Kingdom	100.0
--	----------------	-------



MARKET CAPITALISATION (%)

Large	36.0
Mid	35.8
Small	23.0
Micro	2.7
Cash and Equivalents	2.5














■ Top 10 holdings 38.2%
■ Rest of portfolio 61.8%
No. of holdings 38











TOP 10 HOLDINGS (%)

Energiean Oil & Gas	5.0
Urban & Civic PLC	4.4
Melrose Industries Plc	3.8
GVC Holdings	3.8
Wizz Air Holdings	3.6
Carnival	3.6
Prudential	3.6
Glencore	3.6
Ultra Electronics Holdings	3.5
Reckitt Benckiser Group	3.3

TOP SECTOR OVER/UNDERWEIGHTS (%)

	Fund	Relative	
Consumer Services	29.0	17.5	
Industrials	18.5	7.7	
Unclassified	3.0	3.0	
Technology	3.4	2.4	
Telecommunications	1.7	-1.3	
Oil & Gas	11.9	-2.4	
Basic Materials	5.1	-2.7	
Utilities	0.0	-2.8	
Consumer Goods	10.6	-3.3	
Health Care	1.4	-7.1	
Financials	15.3	-11.0	

TOP 5 STOCK OVER/UNDERWEIGHTS (%)

	Fund	Relative	
Energiean Oil & Gas	5.0	5.0	
Urban & Civic PLC	4.4	4.4	
GVC Holdings	3.8	3.7	
Wizz Air Holdings	3.6	3.5	
Ultra Electronics Holding	3.5	3.5	
Diageo	0.0	-3.2	
GlaxoSmithKline	0.0	-3.5	
AstraZeneca	0.0	-3.6	
HSBC Holdings	1.6	-4.6	
Royal Dutch Shell	0.0	-9.2	

FUND MANAGER COMMENTARY

Global equity markets remained volatile during December, amid numerous failed attempts at a Santa rally. Equity trends remain down, with most major indices closing the year below their 50 day moving average. While there were some hints of progress in the US-China trade dispute, investors were left frustrated by lack of development, as well as being disappointed by action from the Fed. For the UK, the decline in business investment plans and sentiment readings are no great surprise considering ebbing growth and political uncertainty. As deadline day draws closer, it would appear that much hinges upon the Brexit outcome.

Mid-caps were the weakest size performers and the recent OPEC meeting did little to arrest the slump in oil prices. There were however signs of mean reversion and leadership shift at the sector and style level, with the 'value' rebound losing steam. Of the sectors, miners were in favour alongside tech stocks. Meanwhile, general retailers were under pressure following a flurry of profit warnings in the retail sector across Europe.

Turning to performance, the L&G Special Situations fund fell -4.7% in the period, underperforming the FTSE All Share index by 100bps. Stock selection in industrials, resources and technology was the biggest drag on relative performance. Sector allocation was broadly neutral, helped by our underweight in oils. For stocks, Carnival, Blue Prism and Urban & Civic were the biggest underperformers. Key positive contributors included Energiean Oil & Gas, Countryside Properties and Vivo Energy.



GAVIN LAUNDER

Gavin joined LGIM in 2007 and has been the Fund Manager for the UK Special Situations Trust since January 2018. Previously, he was a Global Equities Analyst at BlueBay Asset Management. Gavin spent the majority of his buy-side career as a Portfolio Manager with UBS O'Connor. Prior to this, he was a top-rated, sell-side analyst covering the Autos, Capital Goods and Conglomerates sectors at investment banks including SG Warburg (now part of UBS) and Goldman Sachs. Gavin holds a degree in Philosophy and Economics from University College, London.

KEY RISKS

- The return from this fund is dependent on relatively few individual investments. This means that a fall in the value of an individual investment can have a major impact on the overall performance of the fund.
- The fund could lose money if any institution providing services such as acting as counterparty to derivatives or other instruments, becomes unwilling or unable to meet its obligations to the fund.
- Derivatives are highly sensitive to changes in the value of the asset on which they are based and can increase the size of losses and gains.
- The fund may have underlying investments that are valued in currencies that are different from sterling (British pounds). Any such investments will be impacted by exchange rate fluctuations and this may affect the value of your investment and any income from it. Currency hedging techniques may be applied to reduce the impact of exchange rate fluctuations but may not entirely eliminate it.

For more information, please refer to the key investor information document on our website [↗](#)

LATEST DISTRIBUTION INFORMATION

For distributing unit classes, the latest payments are shown below. Please note that these payments are not guaranteed, are at the discretion of the manager and may be paid out of capital.

Type	Ex-div date	Pay date	Pence per unit
Final	17 Sep 18	14 Nov 18	0.69p
Interim	15 Mar 18	14 May 18	0.11p



SPOTLIGHT ON LEGAL & GENERAL INVESTMENT MANAGEMENT

We are one of Europe's largest asset managers and a major global investor, with assets under management of £984.8 billion (as at 30 June 2018). We work with a wide range of global clients, including pension schemes, sovereign wealth funds, fund distributors and retail investors.

Assets under management include derivative positions and assets managed by LGIMA, an SEC Registered Investment Advisor.

DEALING INFORMATION

Valuation frequency	Daily, 12pm (UK time)
Dealing frequency	Daily
Settlement period	T+4

CODES

ISIN	C Acc	GB00BF7MD712
	C Inc	GB00BF7MD829
SEDOL	C Acc	BF7MD71
	C Inc	BF7MD82
Bloomberg	C Acc	LGUSSCA LN
	C Inc	LGUSSCI LN

TO FIND OUT MORE

 Visit www.legalandgeneral.com

 Call **0370 050 0955**

 Email investments@landg.com

Lines are open Monday to Friday 8.30am to 6.00pm. We may record and monitor calls. Call charges will vary.

Important information

Issued by Legal & General (Unit Trust Managers) Limited as management company for this fund. Registered in England and Wales No. 01009418. Registered Office: One Coleman Street, London, EC2R 5AA. Authorised and Regulated by the Financial Conduct Authority No. 119273. We are members of the Investment Association. All features described in this fact sheet are those current at the time of publication and may be changed in the future. Nothing in this fact sheet should be construed as advice and it is therefore not a recommendation to buy or sell investments. If in doubt about the suitability of this product, you should seek professional advice. No investment decisions should be made without first reviewing the key investor information document of the Fund ("KIID") which can be obtained from www.legalandgeneral.com. This fact sheet is only directed at investors resident in jurisdictions where this fund is registered for sale. It is not an offer or invitation to persons outside of those jurisdictions. We reserve the right to reject any applications from outside of such jurisdictions.

Source: London Stock Exchange Group plc and its group undertakings (collectively, the "LSE Group"). ©LSE Group 2018. FTSE Russell is a trading name of certain of the LSE Group companies. FTSE® is a trade mark of the relevant LSE Group companies and is used by any other LSE Group company under license. All rights in the FTSE Russell indexes or data vest in the relevant LSE Group company which owns the index or the data. Neither LSE Group nor its licensors accept any liability for any errors or omissions in the indexes or data and no party may rely on any indexes or data contained in this communication. No further distribution of data from the LSE Group is permitted without the relevant LSE Group company's express written consent. The LSE Group does not promote, sponsor or endorse the content of this communication.