



# Legal & General Global Health & Pharmaceuticals Index Trust

Unit Trust (UCITS compliant) I-Class GBP

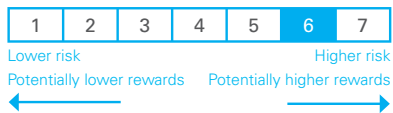
Base currency: **GBP**

Domicile: **UK**

## FUND AIM

The objective of the Fund is to provide growth by tracking the capital performance of the FTSE World Index-Health Care, the "Index". This objective is after the deduction of charges and taxation.

## RISK AND REWARD PROFILE



The synthetic risk and reward indicator (SRI) is based on the historic volatility of the fund's value and it may change in the future.

The fund is in category 6 because it invests in company shares which are sensitive to variations in the stock market. The value of company shares can change substantially over short periods of time.

For more information, please refer to the Key Risks section on page 3.

## WHO IS THIS FUND FOR?

- This fund may be suitable for investors looking for growth from an investment in health, pharmaceuticals and biotechnology company shares as represented by the index.
- Although investors can take their money out at any time, this fund may not be appropriate for those who plan to withdraw their money within five years.
- This fund is not designed for investors who cannot afford more than a minimal loss of their investment.
- If you do not understand this document we recommend you seek additional information to help you decide if this fund is right for you.

## FUND FACTS

Fund size	Fund launch date
<b>£649.2m</b>	<b>1 Nov 2000</b>
Historical yield	
<b>1.2%</b>	

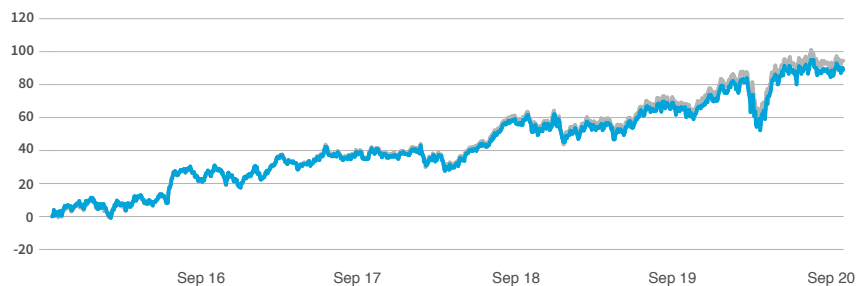
## COSTS

Initial charge	Ongoing charge
<b>0.00%</b>	<b>0.31%</b>
Price basis	Bid / Offer spread
<b>Dual</b>	<b>0.19%</b>

## BENCHMARKS

Target benchmark  
**FTSE World Index - Health Care**

## PERFORMANCE (%)



	1 month	3 months	1 year	3 years	5 years
Fund	1.34	0.41	14.21	39.72	89.05
Index	2.19	0.10	15.63	42.56	94.76
Relative to Index	-0.85	0.31	-1.42	-2.84	-5.71

## 12 MONTH PERFORMANCE TO MOST RECENT QUARTER (%)

12 months to 30 September	2020	2019	2018	2017	2016
Fund	14.21	3.19	18.55	8.77	24.40
Index	15.63	3.72	18.87	9.26	25.04
Relative to Index	-1.42	-0.53	-0.32	-0.49	-0.64

Performance for the I Inc unit class in GBP, launched on 26 August 2005. Source: Lipper. Performance assumes all fund charges have been taken and that all income generated by the investments, after deduction of tax, remains in the fund.

Please note, the benchmark is priced at the close whereas the fund is priced earlier. This can lead to artificially high tracking difference stated on the factsheet. Please see overleaf for gross tracking difference with both fund and index on a closed-price basis.

**Past performance is not a guide to the future.**

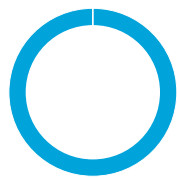
## FUND SNAPSHOT

- **What does it invest in?** Invests in the shares of global companies engaged in healthcare, pharmaceutical and biotechnology activities, as represented by the Index.
- **How does it invest?** Passively managed, aiming to replicate the performance of the Index.



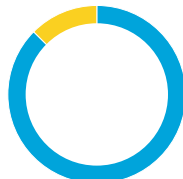
## PORTFOLIO BREAKDOWN

All data sources are a combination of LGIM and the Fund Accountant unless otherwise stated. Totals may not sum due to rounding.



### SECTOR (%)

Health Care	100.0
-------------	-------



### MARKET CAPITALISATION (%)

Large	87.4
Mid	12.6



■ Top 10 holdings 36.4%  
■ Rest of portfolio 63.6%

No. of holdings in fund 190  
No. of holdings in index 188

### TOP 10 HOLDINGS (%)

Johnson & Johnson	6.5
Unitedhealth Group Inc	4.9
Roche	4.1
Merck & Co. Inc.	3.5
Pfizer Inc	3.4
Novartis	3.2
Abbott Laboratories	3.1
Thermo Fisher Scientific	2.9
Abbvie Inc	2.6
Amgen Inc	2.5

### COUNTRY (%)

United States	63.7
Switzerland	9.1
Japan	7.6
United Kingdom	4.5
Denmark	3.4
France	3.1
Germany	2.5
Australia	2.1
Netherlands	0.9
Other	3.2

## INDEX TRACKING

The Fund aims to provide exposure to stock market investment but without all the risk attached to individual stock selection. This produces low tracking error and limited stock picking or 'style' risks. The Fund takes a pragmatic approach to trading on index changes and cash flow and has lower management fees than active funds. This Fund adds a more specialist investment in health and pharmaceuticals shares to an existing portfolio.

### TRACKING ERROR (%)

3 years	4 years	5 years	7 years	10 years	Launch
0.12	0.11	0.10	0.11	0.11	0.17

The tracking error figures shown are annualised and are calculated using gross of fee returns based on LGIM's internally calculated valuations. The gross of fee performance figures are calculated on a total return basis and have been adjusted to exclude the impact of uninvested cash balances within the income and revenue account. The gross performance numbers are an indication of fund manager skill and are not reflective of true fund performance. True fund performance priced at official valuation points are calculated by Lipper and available above. Please note that on occasion, difference in the treatment of withholding tax between fund and benchmark can be significant and lead to the appearance of heightened relative returns on overseas equity funds. The fund launched on 01 November 2000.

Celebrating  
**25+**  
Years

### INDEX FUND MANAGEMENT TEAM

The Index Fund Management team comprises 25 fund managers, supported by two analysts. Management oversight is provided by the Global Head of Index Funds. The team has average industry experience of 15 years, of which seven years has been at LGIM, and is focused on achieving the equally important objectives of close tracking and maximising returns.

## ENVIRONMENTAL PERFORMANCE

Carbon dioxide (CO<sub>2</sub>) is the most significant contributor to greenhouse gas emissions which are driving climate change.



0  
Tonnes

CO<sub>2</sub>e<sup>i</sup> per \$1 million of market capitalisation

### CARBON RESERVES

Carbon reserves are fossil fuels (coal, oil and gas) which, if burnt, will become the carbon emissions of the future. To meet global climate change targets, the unabated use of fossil fuels is expected to decline over time.

The figure is a measure of the size of carbon reserves held by the fund's underlying companies.



27  
Tonnes

CO<sub>2</sub>e per \$1 million of sales

### CARBON EMISSIONS

Following the global Paris Agreement on climate change, companies in all sectors are expected to reduce their emissions to prepare and adapt for a low-carbon economy.

Carbon emissions intensity describes the relationship between the carbon emissions of a company and its sales<sup>ii</sup>.

## NOTES

<sup>i</sup> Carbon dioxide equivalent (CO<sub>2</sub>e) is a standard unit to compare the emissions of different greenhouse gases.

<sup>ii</sup> The choice of this metric follows best practice recommendations from the **Task Force on Climate-related Financial Disclosures**.

**Trucost:** Source: S&P Trucost Limited © Trucost 2019. All rights in the Trucost Data and Reports vest in Trucost and/or its licensors. Neither Trucost, nor its affiliates, nor its licensors accept any liability for any errors, omissions or interruptions in the Trucost Data and/or Reports. No further distribution of the Data and/or Reports is permitted without Trucost's express written consent.

The calculations above rely on third party data provided at a point in time that may not cover the entirety of the fund's investments or the fund's benchmark (against which the fund's performance is measured). As a result, what we may report may change as third party data changes and may also differ from other third party calculations.

**Refinitiv:** Source: Refinitiv ESG



For further information please go to [www.lgim.com/esginfo](http://www.lgim.com/esginfo)

**KEY RISKS**

- The value of an investment and any income taken from it is not guaranteed and can go down as well as up; you may not get back the amount you originally invested.
- The return from this fund is dependent on relatively few individual investments. This means that a fall in the value of an individual investment can have a major impact on the overall performance of the fund.
- Most of the fund holds investments from a particular market sector, that of health, pharmaceuticals and biotechnology. Funds like this can be more volatile than funds that invest across many market sectors. This is because the value of the fund can go up and down more often and by larger amounts than funds that are spread more widely, especially in the short term.
- The fund could lose money if any institution providing services such as acting as counterparty to derivatives or other instruments, becomes unwilling or unable to meet its obligations to the fund.
- Derivatives are highly sensitive to changes in the value of the asset on which they are based and can increase the size of losses and gains.
- The fund may have underlying investments that are valued in currencies that are different from sterling (British pounds). Exchange rate fluctuations will impact the value of your investment. Currency hedging techniques may be applied to reduce this impact but may not entirely eliminate it.

For more information, please refer to the key investor information document on our website [↗](#)

**LATEST DISTRIBUTION INFORMATION**

For distributing unit classes, the latest payments are shown below. Please note that these payments are not guaranteed, are at the discretion of the manager and may be paid out of capital.

Type	Ex-div date	Pay date	Pence per unit
Final	08 Jan 20	06 Mar 20	1.00p
Final	08 Jan 19	07 Mar 19	0.92p
Final	08 Jan 18	07 Mar 18	0.85p
Final	09 Jan 17	07 Mar 17	0.80p

**Important information**

Copyright © 2020 Legal & General. This document is subject to copyright. Any unauthorised use is strictly prohibited. All rights are reserved. Issued by Legal & General (Unit Trust Managers) Limited as management company for this fund. Registered in England and Wales No. 01009418. Registered Office: One Coleman Street, London, EC2R 5AA. Authorised and Regulated by the Financial Conduct Authority No. 119273. We are members of the Investment Association. All features described in this fact sheet are those current at the time of publication and may be changed in the future. Nothing in this fact sheet should be construed as advice and it is therefore not a recommendation to buy or sell investments. If in doubt about the suitability of this product, you should seek professional advice. No investment decisions should be made without first reviewing the key investor information document of the Fund ("KIID") which can be obtained from [www.legalandgeneral.com](http://www.legalandgeneral.com). This fact sheet is only directed at investors resident in jurisdictions where this fund is registered for sale. It is not an offer or invitation to persons outside of those jurisdictions. We reserve the right to reject any applications from outside of such jurisdictions.

Source: London Stock Exchange Group plc and its group undertakings (collectively, the "LSE Group"). © LSE Group 2020. FTSE Russell is a trading name of certain of the LSE Group companies. "FTSE®" is a trade mark of the relevant LSE Group companies and is used by any other LSE Group company under license. All rights in the FTSE Russell indexes or data vest in the relevant LSE Group company which owns the index or the data. Neither LSE Group nor its licensors accept any liability for any errors or omissions in the indexes or data and no party may rely on any indexes or data contained in this communication. No further distribution of data from the LSE Group is permitted without the relevant LSE Group company's express written consent. The LSE Group does not promote, sponsor or endorse the content of this communication.



**SPOTLIGHT ON LEGAL & GENERAL INVESTMENT MANAGEMENT**

We are one of Europe's largest asset managers and a major global investor, with assets under management of £1,240.6 billion (as at 30 June 2020). We work with a wide range of global clients, including pension schemes, sovereign wealth funds, fund distributors and retail investors.

Source: LGIM internal data as at 30 June 2020. The AUM disclosed aggregates the assets managed by LGIM in the UK, LGIMA in the US and LGIM Asia in Hong Kong. The AUM includes the value of securities and derivatives positions.

**DEALING INFORMATION**

Valuation frequency	Daily, 3pm (UK time)
Dealing frequency	Daily
Settlement period	T+4

**CODES**

<b>ISIN</b>	I Acc	GB00B0CNH387
	I Inc	GB00B0CNH270
<b>SEDOL</b>	I Acc	B0CNH38
	I Inc	B0CNH27
<b>Bloomberg</b>	I Acc	LEGGHIA
	I Inc	LEGGHII

**TO FIND OUT MORE**

 Visit [www.legalandgeneral.com](http://www.legalandgeneral.com)

 Call **0370 050 0955**

 Email [investments@landg.com](mailto:investments@landg.com)

Lines are open Monday to Friday 8.30am to 6.00pm. We may record and monitor calls. Call charges will vary.