

Multi-Asset (formerly Consensus) Fund




Unit-Linked Life Insurance Reported in GBP (Gross of charges)

FUND AIM

The investment objective of the fund is to provide long-term investment growth through exposure to a diversified range of asset classes, excluding physical property.

RISK AND REWARD PROFILE



The summary risk indicator is a guide to the level of risk of this product compared to other products. It shows how likely it is that the product will lose money because of movements in the markets or because we are not able to pay you.

The risk indicator assumes you keep the product for 5 years. The actual risk can vary significantly if you cash in at an early stage and you may get back less.

For more information, please refer to the Key Risks section on page 3.

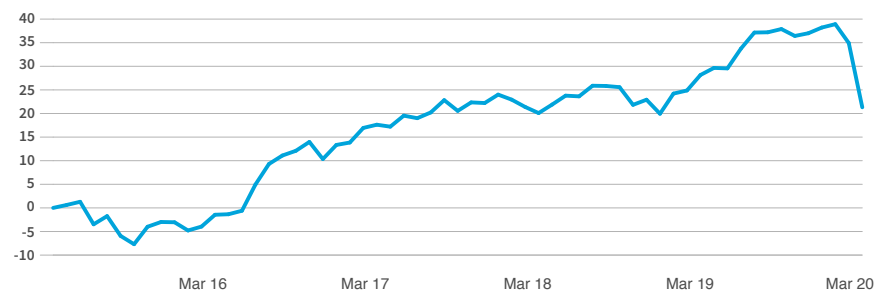
WHO IS THIS FUND FOR?

- The trustees of UK registered defined benefit or defined contribution occupational pension schemes, which may be classified as either retail clients or professional clients.
- Although investors can take their money out at any time, the recommended minimum holding period is 5 years.
- Please refer to your professional advisor who should be able to advise you on the suitability of this fund for your scheme.

FUND FACTS

Fund size	Base currency	Comparator
£659.5m	GBP	ABI Mixed Inv 40-85% Shares Sector
Launch date	Domicile	
Mar 1993	United Kingdom	

PERFORMANCE (%)



	YTD	3m	6m	1y	3y	5y
■ Fund	-12.23	-12.23	-12.02	-5.34	1.04	3.94
■ Comparator	-16.13	-16.13	-13.97	-8.15	-1.25	2.77
Relative	+3.90	+3.90	+1.95	+2.81	+2.29	+1.17

CALENDAR YEAR PERFORMANCE (%)

	2019	2018	2017	2016	2015
Fund	15.24	-3.27	9.42	16.88	2.81
Comparator	16.38	-6.23	9.41	18.16	2.70
Relative	-1.14	+2.96	+0.01	-1.28	+0.11

All performance periods over a year will be annualised. Source: LGIM. Performance based on weekly mid-market prices before the deduction of fees. **Past performance is not a guide to the future.**

Please note that the Fund's allocation and comparator changed with effect from 31 July 2016. Comparator returns for periods starting before this date include an internally calculated composite benchmark composed of the benchmarks for each constituent fund that the Consensus Index Fund held. The Consensus Index Fund invested in a range of funds to follow the average distribution of the Balanced Fund, excluding Property as published in the CAPS Pooled Pension Fund Update.

FUND CHARACTERISTICS

The fund will invest in a range of assets which may include equities, bonds, cash and listed infrastructure, private equity and global real estate companies. Exposure to each asset class will primarily be through investing in passively managed funds. The assets of the fund may be held directly or indirectly via units of other PF Sections, including MPAA (Multi-Asset Fund), deemed by PMC to be relevant to the objective of the fund. The fund aims to meet the criteria of the ABI Mixed Investment 40-85% Shares Sector. The fund is expected to have a level of risk which is equivalent to two thirds of the volatility of a global equity portfolio, over the long-term.

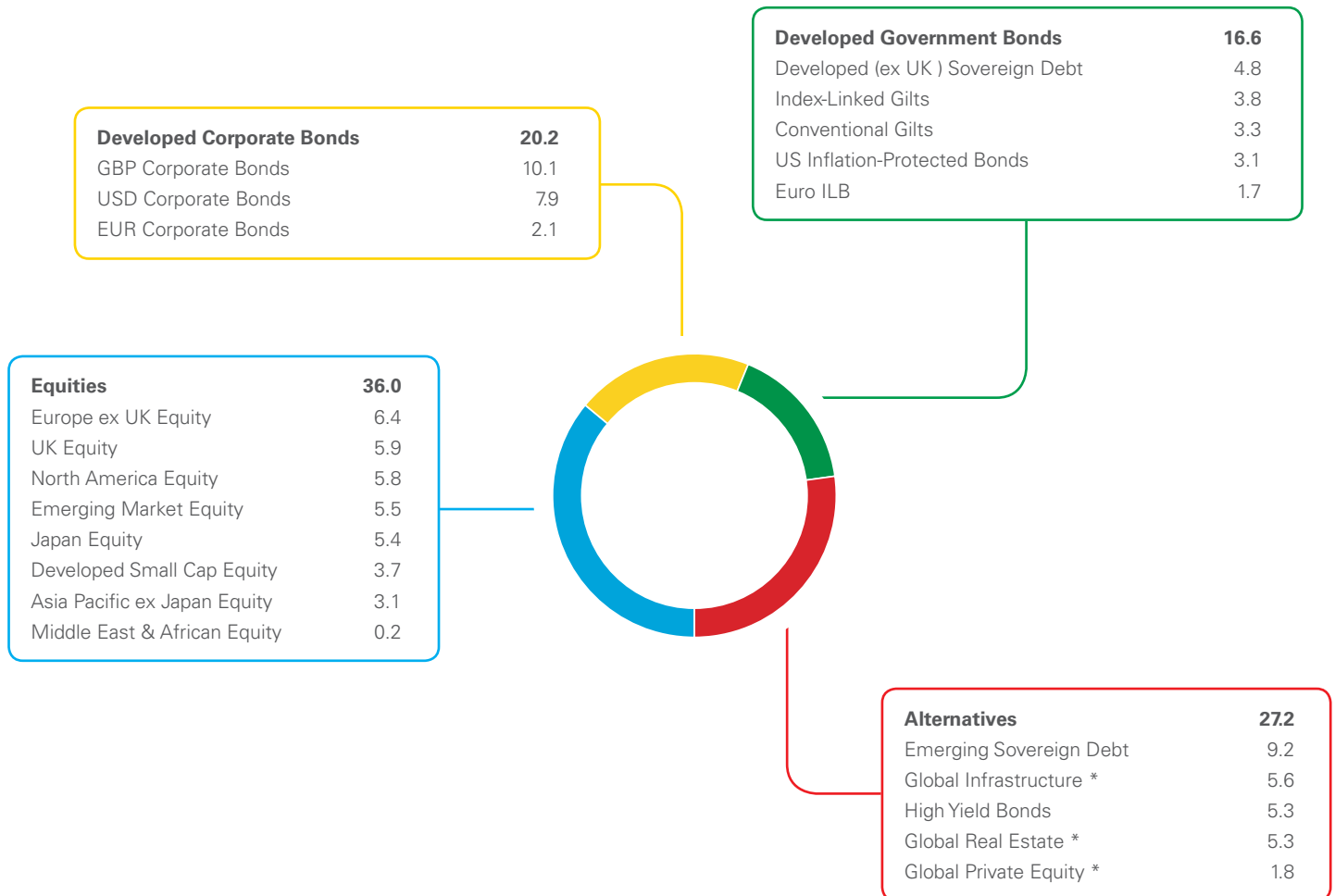
Comparator note

The diversified nature of the Fund means that it is expected to have less exposure than a pure equity fund to adverse equity market conditions. However, the Fund may perform less strongly than a pure equity fund in benign or positive market conditions.

Please note that the performance data for the ABI Sector is on a 1 day lag and does not exactly correspond with the time period of the performance data for the Fund, the effect of this should even out over longer time periods, but may be pronounced over short time periods.

PORTFOLIO BREAKDOWN

All data source LGIM unless otherwise stated. Totals may not sum due to rounding.



FUND MANAGER COMMENTARY

The Multi-Asset Fund posted a negative return over the quarter, but outperformed its formal comparator (ABI 40-85% sector). Within the quarter, performance was positive until 19 February, before markets priced in the impact of the virus. Fund performance then recovered strongly from 23 March onwards.

Risky assets, including equities, listed alternatives, and high-yield bonds, detracted from performance over the quarter. Specifically, listed real estate, Europe (ex UK) equities, and emerging-market equities were the main detractors. Sovereign bonds, both nominal and index-linked, added to performance over the quarter.

At present we do not expect to have to implement any portfolio target changes at short notice. The Fund implements a long-term investment strategy and would consider short-term adjustments only in extreme conditions. We use discretion, though, in terms of portfolio rebalancing.

As developed-market equities rallied sharply off their lows, we remained cautious about a market narrative that seems to suggest a quick recovery from the coronavirus. Therefore, we haven't purchased back equities towards their target, which has reduced the portfolio's risk position slightly. We were much more positive on real assets and have started to rebalance some of the listed alternatives where we believe that the selloff went too far given their underlying real asset ownership and where the recent recovery has also been slower. However, this is of course a very dynamic situation.

MARTIN DIETZ

Martin is a Fund Manager in the Multi-Asset Funds team and responsible for the development of medium and long-term investment strategy. Prior to joining LGIM in September 2012, Martin was a senior investment consultant at Towers Watson where he was a member of its Global Investment Committee.

*Exposure through shares in listed infrastructure, private equity companies and global Real Estate Investment Trusts (REITs). Asset allocations are subject to change.

KEY RISKS

- The value of an investment and any income taken from it is not guaranteed and can go down as well as up; you may not get back the amount you originally invested.
- The return from your investment is not guaranteed and therefore you may receive a lower or higher return than you anticipated. There will be a variation in performance between funds with similar objectives due to the different assets selected.
- PMC's charges and associated transaction costs are subject to change, with notice for the former and without notice for the latter. Charges and transactions costs deducted from the policy reduce your potential for capital growth in the future.
- Tax rules and the treatment of income and capital gains could change in the future and may be applied retrospectively.
- Inflation reduces the purchasing power of money over time as the cost of purchasing goods and services increases. If the rate of inflation exceeds the rate of return on your portfolio, it will erode the value of your portfolio and its investments in real terms.
- In extreme market conditions it may be difficult to realise assets held for a fund and it may not be possible to redeem units at short notice. We may have to delay acting on your instructions to sell or the price at which you cancel the units may be lower than you anticipated.
- The value of a fund's assets may be affected by uncertainties such as international political developments, market sentiment, economic conditions, changes in government policies, restrictions on foreign investment and currency repatriation, currency fluctuations and other developments in the laws and regulations of countries in which investment may be made.
- PMC seeks to mitigate counterparty risk wherever possible on behalf of its policyholders through a variety of measures which include: each fund's non-cash assets being held with independent custodians, sweeping cash (where appropriate) overnight into the LGIM's range of Liquidity funds (above a deminimus level), using the delivery versus payment system when settling transactions and the use of central clearing for exchange traded derivatives and forward foreign exchange transactions. However, in the event of the failure of a counterparty, custodian or issuer there is a residual risk that a fund may suffer asset losses which are unrecoverable.

For more information, please refer to the Description of Funds [↗](#)



SPOTLIGHT ON LEGAL & GENERAL INVESTMENT MANAGEMENT

We are one of Europe's largest asset managers and a major global investor, with assets under management of £1,196.2 billion (as at 31 December 2019). We work with a wide range of global clients, including pension schemes, sovereign wealth funds, fund distributors and retail investors.

Source: LGIM internal data as at 31 December 2019. The AUM disclosed aggregates the assets managed by LGIM in the UK, LGIMA in the US and LGIM Asia in Hong Kong. The AUM includes the value of securities and derivatives positions.

DEALING INFORMATION

Units can be purchased, sold or switched on a designated dealing day. Funds are offered on a weekly or daily basis as below:

Weekly close	Yes
Daily close	Yes
Daily midday	Yes

Further information is available in the relevant operational procedures sheet and the Description of Funds [↗](#)

TO FIND OUT MORE

 Visit www.lgim.com

 Call **+44 (0) 20 3124 3277**

We may record and monitor calls. Call charges will vary.

Important information

Copyright © 2020 Legal & General. This document is subject to copyright. Any unauthorised use is strictly prohibited. All rights are reserved.

Issued by Legal and General Assurance (Pensions Management) Limited ("PMC") which is a life insurance company and manages this investment using an insurance policy notionally divided into a number of Funds. Registered in England and Wales No. 01006112. Registered Office: One Coleman Street, London, EC2R 5AA. Authorised by the Prudential Regulation Authority and Regulated by the Financial Conduct Authority and the Prudential Regulation Authority No. 202202. Legal & General Investment Management Limited has been appointed as the discretionary investment manager for this Fund, it is authorised and regulated by the Financial Conduct Authority No. 119272. All features described in this factsheet are those current at the time of publication and may be changed in the future. Nothing in this factsheet should be construed as advice and it is therefore not a recommendation to buy or sell securities. If in doubt about the suitability of this product, you should seek professional advice. Copies of the Key Features Document, Descriptions of Funds and associated policy documents are available free of charge on request. This document is only directed at investors resident in jurisdictions where our funds are registered for sale. It is not an offer or invitation to persons outside of those jurisdictions. We reserve the right to reject any applications from outside of such jurisdictions.

Source: Unless otherwise indicated all data contained in this factsheet is sourced from Legal & General Investment Management Limited. Where this document contains third party data ("Third Party Data"), we cannot guarantee the accuracy, completeness or reliability of such Third Party Data and accept no responsibility or liability whatsoever in respect of such Third Party Data.

Internal Fund Code: AB