

# Legal & General UK Special Situations Trust

Unit Trust (UCITS compliant) R-Class GBP

## FUND AIM

The objective of this fund is to provide growth. The fund will typically invest between 80% and 100% in UK company shares. The fund may also invest in company shares from Europe. The fund will invest in companies considered, in the manager's view, to be undervalued by the market.

## RISK AND REWARD PROFILE



The synthetic risk and reward indicator (SRRI) is based on the historic volatility of the fund's value and it may change in the future.

This fund is in category 5 because it invests in company shares which generally provide higher rewards and higher risks than other investments such as bonds, cash or commercial property.

For more information, please refer to the Key Risks section on page 3.

## WHO IS THIS FUND FOR?

- This fund is designed for investors looking to grow their money in an investment which can form part of their existing savings portfolio
- Although investors can take their money out at any time, this fund may not be appropriate for those who plan to withdraw their money within five years
- If you do not understand this document we recommend you seek additional information to help you decide if this fund is right for you

## FUND FACTS

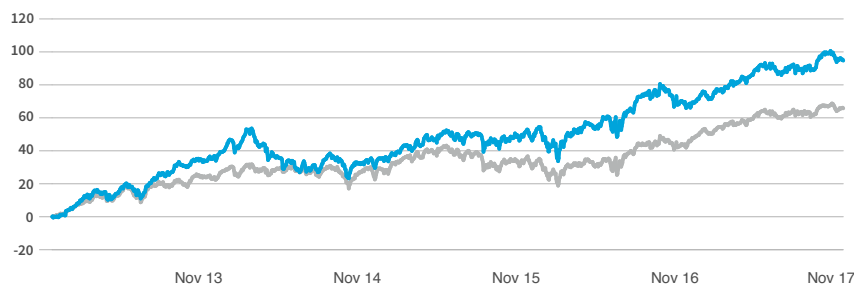
Fund size <b>£279.6m</b>	Base currency <b>GBP</b>	IA Sector <b>UK All Companies</b>
Launch date <b>10 Nov 2008</b>	Domicile <b>UK</b>	Historical yield <b>0.60%</b>

## COSTS

Initial charge <b>0.00%</b>	Ongoing charge <b>1.83%</b>
Price basis <b>Dual</b>	Bid / Offer spread <b>0.94%</b>

For detail on price basis methodologies please refer to the 'Guide to Investing With Us' found on our website. [↗](#)

## PERFORMANCE (%)



	1 month	6 months	1 year	3 years	5 years
■ Fund	-2.30	1.63	14.70	45.50	94.66
■ IA Sector	-1.04	0.89	15.21	28.49	65.92
Quartile ranking	1	1	2	1	1

## ANNUAL PERFORMANCE (%)

12 months to 30 September	2017	2016	2015	2014	2013
Fund	10.92	21.16	7.06	2.59	32.01
IA Sector	13.84	11.98	1.70	5.94	22.64
Quartile ranking	3	1	1	4	1

Performance for the R Inc unit class in GBP, launched on 10 November 2008. Source: Lipper. Performance assumes all fund charges have been taken and that all income generated by the investments, after deduction of tax, remains in the fund.

**Past performance is not a guide to future returns. The value of your investment and any income taken from it is not guaranteed and may go up and down.**

## FUND SNAPSHOT



- Aims to provide long-term capital growth through stocks with unrecognised market potential
- We look companies which are undervalued because they be undergoing management change, refinancing or recovering from difficulty
- Legal & General has a significant presence in the UK stock market so our fund managers often have the chance to meet a company's management team before we invest



## PORTFOLIO BREAKDOWN

All data source LGIM unless otherwise stated. Totals may not sum due to rounding.

### COUNTRY (%)

	United Kingdom	96.0
	Germany	4.0



### MARKET CAPITALISATION (%)

<span style="color: blue;">■</span>	Large	42.3
<span style="color: yellow;">■</span>	Mid	34.5
<span style="color: green;">■</span>	Small	18.3
<span style="color: red;">■</span>	Micro	0.0
	Cash and Equivalents	5.0












■ Top 10 Holdings 43.18%  
■ Rest of Portfolio 56.82%  
No. of holdings 34











### TOP 10 HOLDINGS (%)

Prudential	4.9
Playtech	4.7
BP	4.5
DCC	4.4
British American Tobacco	4.3
Melrose Industries Plc	4.3
GVC Holdings	4.2
Urban & Civic PLC	4.0
Bayer AG	4.0
CRH	3.8

### TOP SECTOR OVER/UNDERWEIGHTS (%)

	Fund	Rel.	
Industrials	28.4	17.7	
Technology	7.8	6.1	
Consumer Services	14.4	3.4	
Basic Materials	10.3	3.1	
Utilities	0.0	-2.8	
Health Care	4.8	-3.0	
Oil & Gas	6.9	-5.9	
Consumer Goods	8.9	-6.8	
Financials	17.0	-9.9	

### TOP 5 STOCK OVER/UNDERWEIGHTS

	Fund	Rel.	
Playtech	4.7	4.6	
DCC	4.4	4.1	
Melrose Industries	4.3	4.1	
GVC Holdings	4.2	4.1	
Urban & Civic PLC	4.0	4.0	
Astrazeneca	0.0	-2.6	
Glaxosmithkline	0.0	-2.6	
Diageo	0.0	-2.7	
HSBC Holdings	1.0	-5.2	
Royal Dutch Shell	0.0	-8.2	

## FUND MANAGER COMMENTARY

Following a strong October, equity markets were largely negative in November, with the FTSE All Share closing down -1.7%. General sentiment was affected by events in the US, with uncertainty over timing for the US tax reform push. Elsewhere, the UK budget saw big downgrades to the official growth outlook. Finally, OPEC's agreement to extend production cuts helped put a floor under the oil price.

The main Brexit news showed increasing optimism amid reports that UK and EU negotiators reached an agreement on the Brexit bill. Looking at economic data, PMIs surprised to the upside, with monthly manufacturing data for November growing at its fastest pace in more than four years.

Large caps were the biggest underperformers, not helped by a sterling rally. At a sector level, aerospace & defence endured a difficult month on the back of warnings from Ultra and QinetiQ. There were positive contributions from telecoms, food retailers, beverages and real estate sectors. From a style perspective, momentum stocks enjoyed a good month, while value stocks were more mixed.

The fund returned -2.2% in November, which represented a 50bps underperformance relative to the FTSE All Share Index. This was predominantly driven by stock selection, notably in industrials and consumer services, where we saw a handful of disappointing trading updates. Sector allocation was broadly neutral, although our underweight in financials proved unhelpful



### RICHARD PENNY

Richard joined LGIM in 2003 and is a Senior Fund Manager within the High Alpha Team and the Manager of the award-winning L&G UK Alpha Trust as well as a number of segregated portfolios. Previously he worked for five years as a Fund Manager for M&G Investment Management and prior to this, for four years as a Fund Manager at Scottish Amicable Investment Management. Richard has a Masters degree in Engineering and Economics from Oxford University.



**KEY RISKS**

- Derivatives are highly sensitive to changes in the value of the asset on which they are based and can increase the size of losses and gains.
- The fund may have underlying investments that are valued in currencies that are different from Sterling (British Pounds). Any such investments will be impacted by exchange rate fluctuations and this may affect the value of your investment and any income from it. Currency hedging techniques may have been applied to reduce the impact of exchange rate fluctuations but may not entirely eliminate it.
- The return from this fund is dependent on relatively few individual investments. This means that a fall in the value of an individual investment can have a major impact on the overall performance of the fund.
- The fund could lose money if any institutions providing services such as safekeeping of assets or acting as counterparty to derivatives or other instruments, becomes unwilling or unable to meet its obligations to the fund.

For more information, please refer to the key investor information document on our website [↗](#)

**LATEST DISTRIBUTION INFORMATION**

For distributing unit classes, the latest payments are shown below. Please note that these payments are not guaranteed, are at the discretion of the manager and may be paid out of capital.

Type	Ex-div date	Pay date	Pence per unit
Final	15 Sep 17	14 Nov 17	0.47p
Interim	14 Mar 17	14 May 17	0.25p
Final	14 Sep 16	14 Nov 16	0.46p
Final	14 Sep 15	14 Nov 15	0.28p



**SPOTLIGHT ON LEGAL & GENERAL INVESTMENT MANAGEMENT**

We are one of Europe’s largest asset managers and a major global investor, with assets under management of £957.2 billion (as at 30 June 2017). We work with a wide range of global clients, including pension schemes, sovereign wealth funds, fund distributors and retail investors.

Assets under management includes derivative positions and assets managed by LGIMA, an SEC Registered Investment Advisor.

**DEALING INFORMATION**

Valuation frequency	Daily, 12pm (UK time)
Dealing frequency	Daily
Settlement period	T+4

**CODES**

<b>ISIN</b>	R Acc	GB00B3DMXT38
	R Inc	GB00B3DMXD77
<b>SEDOL</b>	R Acc	B3DMXT3
	R Inc	B3DMXD7
<b>Bloomberg</b>	R Acc	LGUKSSA
	R Inc	LGUKSSI

**TO FIND OUT MORE**

 Visit [www.legalandgeneral.com](http://www.legalandgeneral.com)

 Call **0370 050 0955**

 Email [investments@landg.com](mailto:investments@landg.com)

Lines are open Monday to Friday 8.30am to 6.00pm. We may record and monitor calls. Call charges will vary.

**Important information**

Issued by Legal & General (Unit Trust Managers) Limited as management company for this fund. Registered in England and Wales No. 01009418. Registered Office: One Coleman Street, London, EC2R 5AA. Authorised and Regulated by the Financial Conduct Authority No. 119273. We are members of the Investment Association. All features described in this fact sheet are those current at the time of publication and may be changed in the future. Nothing in this fact sheet should be construed as advice and it is therefore not a recommendation to buy or sell investments. If in doubt about the suitability of this product, you should seek professional advice. No investment decisions should be made without first reviewing the key investor information document of the Fund (“KIID”) which can be obtained from [www.legalandgeneral.com](http://www.legalandgeneral.com). This fact sheet is only directed at investors resident in jurisdictions where this fund is registered for sale. It is not an offer or invitation to persons outside of those jurisdictions. We reserve the right to reject any applications from outside of such jurisdictions.

Source: FTSE International Limited (“FTSE”) © FTSE 2016. “FTSE®” is a trade mark of the London Stock Exchange Group companies and is used by FTSE International Limited under licence. All rights in the FTSE indices and/or FTSE ratings vest in FTSE and/or its licensors. Neither FTSE nor its licensors accept any liability for any errors or omissions in the FTSE indices and/or FTSE ratings or underlying data. No further distribution of FTSE Data is permitted without FTSE’s express written consent.