

L&G Future World Global Credit Fund

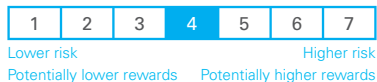


SICAV (UCITS compliant) Z-Class USD Dist

FUND AIM

The Fund aims to produce a return derived from capital growth and income by investing in fixed and floating-rate securities.

RISK AND REWARD PROFILE



The synthetic risk and reward indicator (SRRI) is based on the historic volatility of the fund's value and it may change in the future.

The fund is in category 4 because it invests in company or government bonds which are sensitive to changes in interest rates, inflation and credit. This can be driven by political and economic changes and other significant events and may cause the value to fluctuate.

For more information, please refer to the Key Risks section on page 3.

WHO IS THIS FUND FOR?

- This fund is designed for investors looking for income or growth from an investment in bonds.
- Although investors can take their money out at any time, this fund may not be appropriate for those who plan to withdraw their money within five years.
- This fund is not designed for investors who cannot afford more than a minimal loss of their investment.
- If you do not understand this document we recommend you seek additional information to help you decide if this fund is right for you.

FUND FACTS

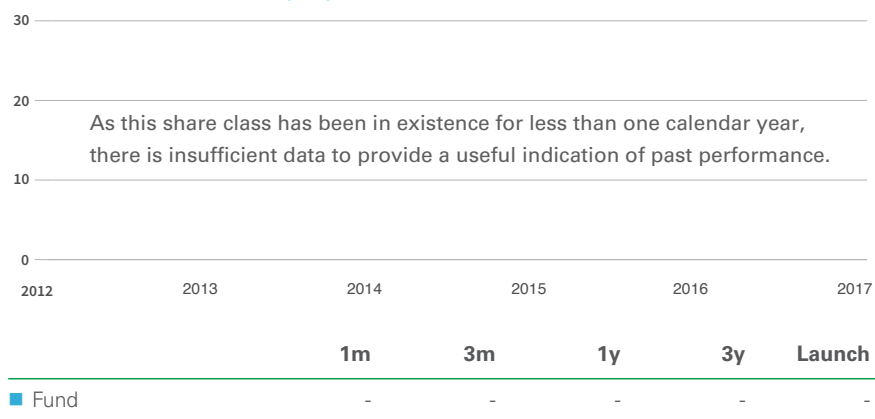
| | | | |
|-----------------------------------|-------------------------------|--|---|
| Fund size \$69.6m | Base currency USD | | |
| Launch date 11 Jul 2018 | Domicile Luxembourg | Modified duration 9.51 years | Gross redemption yield 3.19% (unhedged) |

COSTS

| | |
|------------------------------------|---|
| Initial charge 0.00% | Ongoing charge 0.06% |
| Price basis Single swing | Dilution adjustment 0.58%- round trip |

The eligibility for the Z share class is restricted and may require a separate fee agreement with LGIM. Please contact us to discuss share class eligibility.

PERFORMANCE (%)



12 MONTH PERFORMANCE TO MOST RECENT QUARTER (%)

| 12 months to 31 March | 2019 | 2018 | 2017 | 2016 | 2015 |
|-----------------------|------|------|------|------|------|
| Fund | - | - | - | - | - |

All performance periods over a year will be annualised. Performance for the Z USD Dist share class in USD, launched on 11 July 2018. Source: Lipper. Performance assumes all fund charges have been taken and that all income generated by the investments, after deduction of tax, remains in the fund. This fund has adopted a single swinging price, this means that on any given day the single dealing price will be set at either bid, offer or somewhere in between, based on whether there was a net inflow or outflow into or out of the Fund. The past performance depicted in this factsheet is based on that dealing price and therefore may appear more volatile than it would otherwise be if we were to show the notional bid or offer performance, this is as a result of the daily swing.

Past performance is not a guide to the future.

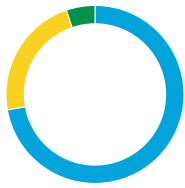
FUND SNAPSHOT

- Aims to deliver capital growth and income from fixed and floating-rate securities
- Positioned for long-term structural change
- Incorporates LGIM's environmental, social and governance expertise with a particular focus on the environment



PORTFOLIO BREAKDOWN

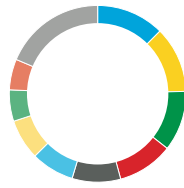
All data source LGIM unless otherwise stated. Totals may not sum due to rounding.



CURRENCY (%)

| | |
|-----|------|
| USD | 72.2 |
| EUR | 22.6 |
| GBP | 5.2 |

This is the currency breakdown before allowing for any hedging the fund may use.



SECTOR (%)

| | |
|--------------------|------|
| Banks | 12.5 |
| Consumer Goods | 12.1 |
| Real Estate | 11.0 |
| Consumer Services | 10.2 |
| Insurance | 8.9 |
| Health Care | 7.9 |
| Utilities | 7.4 |
| Telecommunications | 5.8 |
| Industrials | 5.6 |
| Other | 18.7 |



■ Top 10 issuers 12.7%
■ Rest of portfolio 87.3%

No. of issuers 167

TOP 10 ISSUERS (%)

| | |
|-----------------------------|-----|
| AT&T Inc | 1.5 |
| Citigroup Inc | 1.3 |
| Goldman Sachs Group Inc | 1.3 |
| Bank of America Corporation | 1.3 |
| Morgan Stanley | 1.3 |
| JPMorgan Chase & Co. | 1.3 |
| Chubb Ina Holdings Inc | 1.3 |
| Verizon Communications Inc | 1.2 |
| Voya Financial Inc | 1.2 |
| Walt Disney Company | 1.2 |

CREDIT RATING (%)

| | |
|------|------|
| AAA | 0.4 |
| AA | 5.1 |
| A | 34.4 |
| BBB | 58.9 |
| Cash | 1.2 |



**Maurice
Browne**



**Connor
Olvany**

FUND MANAGERS

Maurice joined LGIM in 2013 from Aviva Investors where he worked as a credit portfolio manager. Maurice graduated from the University of Cambridge, holds an MA in economics and is a CFA charterholder. Connor joined LGIM in 2014 as a portfolio manager, having transferred from the LGIMA office in Chicago where he was an Associate Portfolio Manager. Connor has BA degrees in mathematics and economics from Williams College.

KEY RISKS

- The value of an investment and any income taken from it is not guaranteed and can go down as well as up. You may not get back the amount you originally invested.
- This fund holds bonds that, rather than being traded on an exchange, are traded through agents, brokers or investment banks matching buyers and sellers. This makes the bonds less easy to buy and sell than investments that are traded on an exchange. Directors may defer withdrawals, or suspend dealing. The Directors can only delay paying out if it is in the interests of all investors and with the permission of the fund trustee or depository.
- The fund invests directly or indirectly in bonds which are issued by companies or governments. If these companies or governments experience financial difficulty, they may be unable to pay back some or all of the interest, original investment or other payments that they owe. If this happens, the value of the fund may fall.
- Prices of the ABS/MBS may be volatile, and will generally fluctuate due to a variety of factors that are inherently difficult to predict. In addition, the terms of the ABS/MBS may restrict its sale in particular circumstances.
- The fund could lose money if any institution providing services such as acting as counterparty to derivatives or other instruments, becomes unwilling or unable to meet its obligations to the fund.
- Derivatives are highly sensitive to changes in the value of the asset on which they are based and can increase the size of losses and gains.
- Investment in contingent convertible debt securities may result in material losses to the portfolio based on certain trigger events. The existence of these trigger events creates a different type of risk from traditional bonds and may more likely result in a partial or total loss of value or alternatively they may be converted into shares of the issuing company which may also have suffered a loss in value.
- The fund may have underlying investments that are valued in currencies that are different from the currency of this share class. Exchange rate fluctuations will impact the value of your investment. Currency hedging techniques may be applied to reduce this impact but may not entirely eliminate it.
- We may take some or all of the ongoing charges from the fund's capital rather than the fund's income. This increases the amount of income, but it reduces the growth potential and may lead to a fall in the value of the fund.
- Investment returns on bonds are sensitive to trends in interest rate movements.

For more information, please refer to the key investor information document on our website [↗](#)

COUNTRY REGISTRATION

 Ireland  Luxembourg  Switzerland  United Kingdom

Important information

Issued by LGIM Managers (Europe) Limited as management company for this fund. Registered in Ireland No. 609677. Registered Office: 33/34 Sir John Rogerson's Quay, Dublin, 2, Ireland. Authorised and Regulated by the Central Bank of Ireland No. C173733. Legal & General Investment Management Limited has been appointed as the discretionary investment manager for this fund, it is authorised and regulated by the Financial Conduct Authority No. 119272. All features described in this factsheet are those current at the time of publication and may be changed in the future. Nothing in this factsheet should be construed as advice and it is therefore not a recommendation to buy or sell securities. If in doubt about the suitability of this product, you should seek professional advice. No investment decisions should be made without first reviewing the key investor information document of the Fund ("KIID") which can be obtained from www.lgim.com. This factsheet is only directed at investors resident in jurisdictions where this fund is registered for sale. It is not an offer or invitation to persons outside of those jurisdictions. We reserve the right to reject any applications from outside of such jurisdictions.

The state of the origin of the fund is Luxembourg. In Switzerland, the representative is ACOLIN Fund Services AG, Leutschenbachstrasse 50, CH-8050 Zurich, whilst the paying agent is NPB Neue Privat Bank AG, Limmatquai 1/am Bellevue, P.O. Box, CH-8024 Zurich. The prospectus, the Key Investor Information Documents, the articles of incorporation as well as the annual and semi-annual reports may be obtained free of charge from the representative. In respect of the shares distributed in or from Switzerland, the place of performance and jurisdiction is at the registered office of the representative. Past performance is no indication of current or future performance. The performance data do not take account of the commissions and costs incurred on the issue and redemption of shares.

Internal Fund Code: 5400



SPOTLIGHT ON LEGAL & GENERAL INVESTMENT MANAGEMENT

We are one of Europe's largest asset managers and a major global investor, with assets under management of \$1,293.34 billion (as at 31 December 2018). We work with a wide range of global clients, including pension schemes, sovereign wealth funds, fund distributors and retail investors.

The AUM disclosed aggregates the assets managed by LGIM in the UK, LGIMA in the US and LGIM Asia in Hong Kong. The AUM includes the value of securities and derivatives positions.

DEALING INFORMATION

| | |
|-------------------------|-------------------|
| Valuation frequency | Daily, 23:00 CET |
| Dealing frequency | Each Business Day |
| Settlement period | T+3 |
| Administrator/Custodian | Northern Trust |

CODES

| | | |
|------------------|------------|--------------|
| ISIN | Z USD Acc | LU1821408132 |
| | Z USD Dist | LU1821408306 |
| Bloomberg | Z USD Acc | LGGCZUA LX |
| | Z USD Dist | LGGCZUD LX |

TO FIND OUT MORE

Legal & General SICAV
C/O Northern Trust Global Services SE
6 rue Lou Hemmer L-1748
Senningerberg Grand-Duché de Luxembourg

 Visit www.lgim.com

 Call **+352 276 222 514**

 Email LGIM-TALUX@ntrs.com

We may record and monitor calls. Call charges will vary.