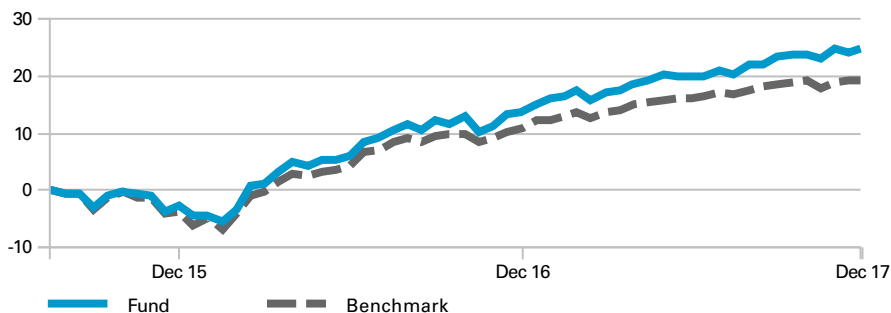


L&G Global High Yield Bond Fund I USD Acc

Available to institutional investors

FUND PERFORMANCE

Cumulative Performance (%) - Since Launch



Performance to Date (%)

	1 Month	3 Months	6 Months	1 Year	Since Launch p.a.
Fund	0.16	1.30	4.45	9.99	9.18
Benchmark	0.23	0.65	2.86	7.52	7.11
Relative	-0.07	0.65	1.59	2.47	2.07

Calendar Year Performance (%)

	YTD	2017	2016	2015	2014	2013
Fund	9.99	9.99	16.81	-	-	-
Benchmark	7.52	7.52	15.24	-	-	-
Relative	2.47	2.47	1.57	-	-	-

Performance source: Lipper. NAV to NAV, net income reinvested. Performance has been calculated over the stated period on the share price performance basis, based on the I share class and net of fees. Past performance is not a guide to future performance. This fund has adopted a single swinging price, this means that on any given day the single dealing price will be set at either bid, offer or somewhere in between, based on whether there was a net inflow or outflow into or out of the Fund. The past performance depicted in this factsheet is based on that dealing price and therefore may appear more volatile than it would otherwise be if we were to show the notional bid or offer performance, this is as a result of the daily swing.

COMMENTARY

December saw positive returns for global high yield bonds. Emerging markets led the way and the US followed closely behind, while European high yield bond performance was broadly flat over the month. Inflation remained contained, while economic data continued to be robust, particularly in Europe.

The fund underperformed the benchmark in December, although this was due to the fund price swinging over the month; the underlying fund outperformed the benchmark. The portfolio is positioned with a higher yield than the index, with an overweight in single B rated bonds to take advantage of supportive macroeconomic conditions. The overweight to emerging markets contributed positively to the fund's performance in December. We maintain this overall regional positioning as we continue to see the best opportunities in Europe and emerging markets where credit quality is improving alongside strong macro conditions. As a result of this, we maintain our underweight stance in North American high yield bonds.

Looking ahead, we believe the economic environment is supportive for high yield companies, with continued steady growth across all regions, combined with low financing costs and moderate corporate leverage. A low yield environment and subdued inflation continues to prevent central banks from acting quickly with monetary tightening policy and ensure the market is well prepared for any announcements. While sectors such as telecoms are vulnerable to disruptive technology and appear over-levered, overall credit quality is improving. Furthermore default rates are staying low, meaning that overall downside risk is diminishing in our view. Allied to a suppression of yields globally, we believe this backdrop is likely to continue to increase investors' desire to seek higher income.

FUND FACTS

Fund Aim

The Fund aims to outperform its benchmark by 1% per annum over rolling three-year periods (gross of fees) by investing predominantly in high yield bonds. There can be no assurance that the Fund will achieve its investment objective.

Fund Characteristics

The Fund will invest in sterling, euro and US dollar fixed interest corporate securities with a credit rating of BB-B and cash. The Fund has the ability to use derivatives for more efficient portfolio management. The Fund is predominately hedged back to USD.

Launch Date

03 August 2015

Fund Type

Luxembourg UCITS compliant SICAV - sub fund of Legal & General SICAV

Benchmark

ICE BofAML BB-B Glb HY exFN Constr TR USDH

Base Currency

USD

Domicile

Luxembourg

Fund Codes

ISIN (Inc) LU1003759153

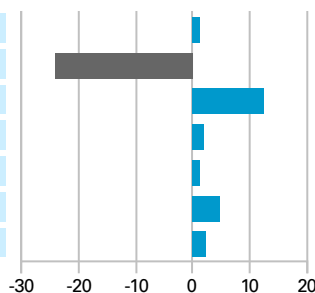
Administrator & Custodian

Northern Trust Luxembourg Management Company S.A.

ASSET ALLOCATION

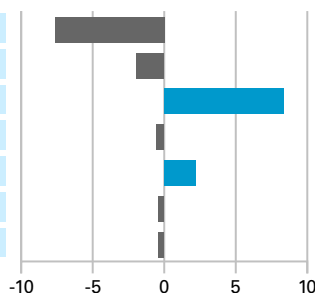
Rating Breakdown (%)

	Fund	Benchmark	Relative
BBB	1.1	0.0	1.1
BB	35.2	59.2	-24.0
B	53.3	40.8	12.5
CCC	1.9	0.0	1.9
NR	1.3	0.0	1.3
Split rated	4.8	0.0	4.8
Cash	2.4	0.0	2.4



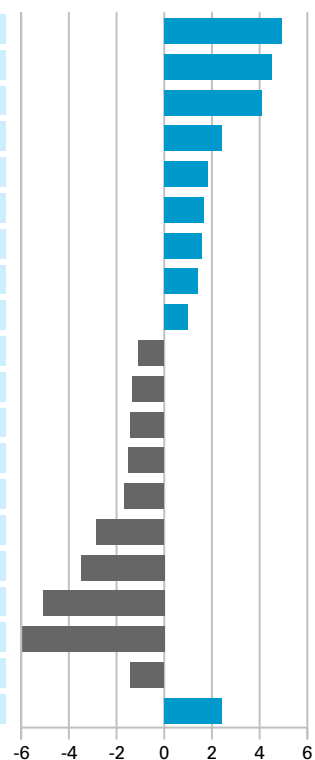
Maturity Breakdown (%)

	Fund	Benchmark	Relative
0 to 3 years	24.8	32.5	-7.7
3 to 5 years	25.9	27.8	-1.9
5 to 7 years	31.8	23.5	8.3
7 to 10 years	9.5	10.1	-0.6
10 to 12 years	3.3	1.1	2.2
12 to 15 years	0.4	0.6	-0.2
15+ years	4.3	4.4	-0.1



Top Sector Over/Underweight (%)

	Fund	Benchmark	Relative
Gaming	7.8	2.9	4.9
Retailers	9.2	4.7	4.5
Food / Drink	6.6	2.5	4.1
Metals / Mining	6.9	4.5	2.4
Energy / E&P	16.6	14.8	1.8
Homebuilders / materials	9.2	7.5	1.7
Transportation	3.6	2.0	1.6
Manufacturing	3.2	1.8	1.4
Healthcare	7.4	6.4	1.0
Steel	1.3	2.4	-1.1
Chemicals	1.6	2.9	-1.3
Aerospace / Defence	0.0	1.4	-1.4
Technology	2.8	4.3	-1.5
Utilities	3.0	4.7	-1.7
Services	2.0	4.8	-2.8
Paper / Forest / Packaging	0.0	3.5	-3.5
Cable / Satellite TV	2.2	7.3	-5.1
Telecommunications	5.0	11.0	-6.0
Other	9.2	10.6	-1.4
Cash	2.4	0.0	2.4



Regional Breakdown (%)



FUND MANAGER

MARTIN REEVES



- Joined LGIM in 2011
- Working in the investment industry since 1992
- Supported by team of dedicated, experienced, high yield investment professionals

FUND HOLDINGS

Fund Size
\$783m

Tracking Error
Fund: 1.89%

Modified Duration
Fund: 4.1 yrs Benchmark: 3.8 yrs

Gross Redemption Yield
Fund: 5.3% Benchmark: 4.6%

Number of Issuers
Fund: 280 Benchmark: 1086

Number of Issues
Fund: 414 Benchmark: 2,389

Top Ten Fund Issuers

PETROLEO BRASILEIRO SA	2.4
NIDDA TOPCO SARL	1.5
LADBROKES GROUP FINANCE PLC	1.5
IMS HEALTH INC	1.5
ICELAND TOPCO LTD	1.4
NYRSTAR	1.4
SCHUMANN SPA	1.4
SUPERIOR INDUSTRIES	1.4
ADIANT GLOBAL HOLDINGS LTD	1.3
VALEANT PHARMACEUTICALS	1.3
TOTAL	15.1

Yield is calculated before taking consideration of currency hedging

CONTACT US

Northern Trust Luxembourg Management Company S.A.
6 rue Lou Hemmer
L-1748 Senningerberg
Grand-Duché de Luxembourg
Email: LGIM-TA-LUX@ntrs.com
Telephone +352 276 222 514
Ref: Internal Fund Code 5422

IMPORTANT INFORMATION

This document is produced by Legal & General Investment Management Limited. It is for the exclusive use of the recipient and is neither directed to, nor intended for distribution or use by, any person or entity who is a citizen or resident of or located in any locality, state, country or jurisdiction where distribution, publication, availability or use of this document would be contrary to law or regulation. This document is provided for information purposes only and does not constitute an offer or a recommendation to buy or sell securities or financial instruments. It is not intended to be a substitute for the full documentation of the fund. The fund has been established under Luxembourg law as an undertaking for collective investment in transferable securities (UCITS) subject to EU Directive 2009/65/EC. Subscriptions of shares in the fund are only valid on the basis of the current version of the fund's prospectus, articles of incorporation, key investor information document (KIID) and annual and semiannual reports. These documents are available in English, free of charge, upon request at the registered office of the fund (2-4, rue Eugène Ruppert, Vertigo Building, L-2453, Luxembourg, Grand-Duchy of Luxembourg) or at www.lgim.com.

The information in this document does not take into account the specific or future investment objectives, financial or tax situation or particular needs of any recipient. Tax treatment of the subscription, holding and redemption of shares in the fund depends on individual circumstances and may be subject to change. Before making any investment decision, investors are recommended to assess whether this investment is suitable for them in light of their financial knowledge and experience, investment objectives and financial or tax situation and to obtain specific advice from an investment professional.

Any investment involves risks, especially with regard to fluctuations in value and return. No guarantee can be given that the fund will achieve its objective, or reach or outperform the performance of its benchmark, if any. Investments in foreign currencies involve the additional risk that the foreign currency might lose value against the investor's reference currency. Historical performance indications and financial market scenarios are no guarantee for current or future performance. Performance indications do not consider charges levied at subscription and/or redemption. Legal & General Investment Management is authorised and regulated by the Financial Conduct Authority.

To ensure quality of service and for the protection of all parties, telephone calls may be recorded.

Source BofA Merrill Lynch, used with permission. BOFA MERRILL LYNCH IS LICENSING THE BOFA MERRILL LYNCH INDICES AND RELATED DATA "AS IS," MAKES NO WARRANTIES REGARDING SAME, DOES NOT GUARANTEE THE SUITABILITY, QUALITY, ACCURACY, TIMELINESS, AND/OR COMPLETENESS OF THE BOFA MERRILL LYNCH INDICES OR ANY DATA INCLUDED IN, RELATED TO, OR DERIVED THEREFROM, ASSUMES NO LIABILITY IN CONNECTION WITH THEIR USE, AND DOES NOT SPONSOR, ENDORSE, OR RECOMMEND [Company], OR ANY OF ITS PRODUCTS OR SERVICES.