

Legal & General Emerging Markets Government Bond (Local Currency) Index Fund




Unit Trust (UCITS compliant) C-Class GBP

FUND AIM

The objective of this fund is to provide a return in line with the performance of the JPMorgan GBI-EM Global Diversified Local Currency Index.

RISK AND REWARD PROFILE



The synthetic risk and reward indicator (SRRI) is based on the historic volatility of the fund's value and it may change in the future.

This fund is in Category 5 because it invests in bonds issued by the governments of developing countries. These generally provide higher rewards and higher risks than other investments such as cash and investment grade bonds issued by governments of developed countries and lower rewards and lower risks than investments in company shares.

For more information, please refer to the Key Risks section on page 3.

WHO IS THIS FUND FOR?

- This fund is designed for investors seeking income from a specialised investment which can form part of their existing savings portfolio
- Although investors can take their money out at any time, this fund may not be appropriate for those who plan to withdraw their money within five years
- If you do not understand this document we recommend you seek additional information to help you decide if this fund is right for you

FUND FACTS

Fund size £698.8m	Base currency GBP	IA Sector Global Emerging Markets Bond	
Launch date 29 Jan 2016	Domicile UK	Distribution yield 6.00%	Modified duration 5.05

COSTS

Initial charge 0.00%	Ongoing charge 0.25%
Price basis Dual	Bid / Offer spread 0.34%

For detail on price basis methodologies please refer to the 'Guide to Investing With Us' found on our website. [↗](#)

PERFORMANCE (%)



	1 month	6 months	1 year	3 years	Launch
■ Fund	-1.36	0.55	-3.56	-	28.95
■ IA Sector	0.07	1.56	-0.70	-	27.51

FUND SNAPSHOT

- Aims to track the performance of the JPMorgan GBI-EM Global Diversified Local Currency Index
- Invests in bonds issued by governments in emerging markets, denominated in their local currency
- Employs a straightforward, low-cost and pragmatic index replication approach



ANNUAL PERFORMANCE (%)

12 months to 30 September	2017	2016	2015	2014	2013
Fund	3.52	-	-	-	-
IA Sector	3.49	-	-	-	-

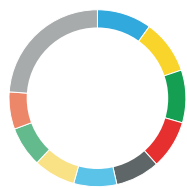
Performance for the C Inc unit class in GBP, launched on 29 January 2016. Source: Lipper. Performance assumes all fund charges have been taken and that all income generated by the investments, after deduction of tax, remains in the fund.

Past performance is not a guide to future returns. The value of your investment and any income taken from it is not guaranteed and may go up and down.



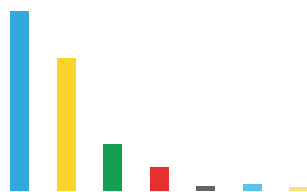
PORTFOLIO BREAKDOWN

All data source LGIM unless otherwise stated. Totals may not sum due to rounding.



CURRENCY (%)

■ MXN	10.0
■ BRL	9.9
■ IDR	9.6
■ PLN	8.9
■ ZAR	8.1
■ THB	7.9
■ RUB	7.7
■ TRY	7.4
■ COP	6.8
■ Other	23.9



YEARS TO MATURITY (%)

■ 0 to 5	45.0
■ 5 to 10	33.4
■ 10 to 15	11.8
■ 15 to 20	6.0
■ 20 to 25	1.2
■ 25 to 30	1.7
■ 30 to 40	1.0



■ Top 10 Holdings 13.10%
 ■ Rest of Portfolio 86.90%
 No. of issuers in fund 23
 No. of issuers in index 25

TOP 10 HOLDINGS (%)

Colombia 7.5% 2026	1.6
Brazil 0.0% 2020	1.6
Brazil 10.0% 2023	1.4
South Africa Govt 10.5% 2	1.4
Colombia 7.0% 2022	1.3
Mexico Bonos 10% 2024	1.3
Poland 1.5% 2020	1.1
Mexico Bonos 5.0% 2019	1.1
Brazil 0.00% 2019	1.1
Brazil 10.0% 2021	1.1

COUNTRY (%)

🇲🇷 Mexico	10.0
🇧🇷 Brazil	9.9
🇮🇩 Indonesia	9.6
🇵🇱 Poland	8.9
🇿🇦 South Africa	8.1
🇹🇭 Thailand	7.9
🇷🇺 Russia	7.7
🇹🇷 Turkey	7.4
🇨🇴 Colombia	6.8
🌐 Other	23.9

SECTOR (%)

Government Bond	100.0
-----------------	-------



INDEX FUND MANAGEMENT TEAM

The Index Fund Management team comprises 25 fund managers, supported by two analysts. Management oversight is provided by the Global Head of Index Funds. The team has average industry experience of 15 years, of which seven years has been at LGIM, and is focused on achieving the equally important objectives of close tracking and maximising returns.

KEY RISKS

- Derivatives are highly sensitive to changes in the value of the asset on which they are based and can increase the size of losses and gains.
- The fund may have underlying investments that are valued in currencies that are different from Sterling (British Pounds). Any such investments will be impacted by exchange rate fluctuations and this may affect the value of your investment and any income from it. Currency hedging techniques may have been applied to reduce the impact of exchange rate fluctuations but may not entirely eliminate it.
- Investment returns on bonds are particularly sensitive to trends in interest rate movements. Their values are likely to fall when interest rates rise. Such falls may be more pronounced in a low interest rate environment. Bonds with a longer time to go before their maturity date will fall by more than bonds with a short time to their maturity date.
- Credit ratings assigned to the individual assets in the fund can weaken and cause the value of those assets to fall.
- The fund invests in bonds which are issued by governments. If these governments experience financial difficulty, they may be unable to pay back some or all of the interest, original investment or other payments that they owe. If this happens, the value of your fund may fall.
- This fund invests in countries where investment markets are considered to be less developed. This means that investments are generally riskier than those in developed markets because they: may not be as well regulated; may be more difficult to buy and sell; may have less reliable arrangements for the safekeeping of investments; or may be more exposed to political and taxation uncertainties.
- The value of the fund can go up and down more often and by larger amounts than funds that invest in developed countries, especially in the short term.
- The fund could lose money if any institutions providing services such as safekeeping of assets or acting as counterparty to derivatives or other instruments, becomes unwilling or unable to meet its obligations to the fund.
- We take the ongoing charges from the fund's capital rather than the fund's income. This increases the amount of income you may be paid, but it reduces the growth potential and may lead to a fall in the value of the fund.

For more information, please refer to the key investor information document on our website [↗](#)

LATEST DISTRIBUTION INFORMATION

For distributing unit classes, the latest payments are shown below. Please note that these payments are not guaranteed, are at the discretion of the manager and may be paid out of capital.

Type	Ex-div date	Pay date	Pence per unit
Interim	20 Jul 17	20 Sep 17	0.97p
Final	20 Apr 17	20 Jun 17	0.91p
Interim	20 Jan 17	20 Mar 17	0.74p
Interim	20 Oct 16	20 Dec 16	0.77p

Important information

Issued by Legal & General (Unit Trust Managers) Limited as management company for this fund. Registered in England and Wales No. 01009418. Registered Office: One Coleman Street, London, EC2R 5AA. Authorised and Regulated by the Financial Conduct Authority No. 119273. We are members of the Investment Association. All features described in this fact sheet are those current at the time of publication and may be changed in the future. Nothing in this fact sheet should be construed as advice and it is therefore not a recommendation to buy or sell investments. If in doubt about the suitability of this product, you should seek professional advice. No investment decisions should be made without first reviewing the key investor information document of the Fund ("KIID") which can be obtained from www.legalandgeneral.com. This fact sheet is only directed at investors resident in jurisdictions where this fund is registered for sale. It is not an offer or invitation to persons outside of those jurisdictions. We reserve the right to reject any applications from outside of such jurisdictions.

Information has been obtained from sources believed to be reliable but J.P. Morgan does not warrant its completeness or accuracy. The Index is used with permission. The Index may not be copied, used, or distributed without J.P. Morgan's prior written approval. Copyright 2016, J.P. Morgan Chase & Co. All rights reserved.



SPOTLIGHT ON LEGAL & GENERAL INVESTMENT MANAGEMENT

We are one of Europe's largest asset managers and a major global investor, with assets under management of £957.2 billion (as at 30 June 2017). We work with a wide range of global clients, including pension schemes, sovereign wealth funds, fund distributors and retail investors.

Assets under management includes derivative positions and assets managed by LGIMA, an SEC Registered Investment Advisor.

DEALING INFORMATION

Valuation frequency	Daily, 12pm (UK time)
Dealing frequency	Daily
Settlement period	T+4

CODES

ISIN	C Acc	GB00BD34PV54
	C Inc	GB00BD34PN70
SEDOL	C Acc	BD34PV5
	C Inc	BD34PN7
Bloomberg	C Acc	LGEMGCA
	C Inc	LGEMGCI

TO FIND OUT MORE

 Visit www.legalandgeneral.com

 Call **0370 050 0955**

 Email investments@landg.com

Lines are open Monday to Friday 8.30am to 6.00pm. We may record and monitor calls. Call charges will vary.