



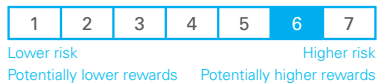
L&G E Fund MSCI China A UCITS ETF

ETF (UCITS compliant) USD Accumulating ETF Class

FUND AIM

The L&G E Fund MSCI China A UCITS ETF (the "ETF") aims to track the performance of the MSCI China A Onshore Index (the "Index"). More information on the Index can be found on page 3 of this document.

RISK AND REWARD PROFILE



This ETF is rated 6 due to the nature of its investments and its risks.

The rating is calculated based on historical data and may not be a reliable indication of the ETF's future risk profile.

The risk category may shift over time.

The lowest category on the above scale does not mean "risk free."

WHO IS THIS FUND FOR?

- This ETF is designed for investors: (1) looking to grow their money in an investment which can form part of their existing savings portfolio; and (2) understand (and are able to bear) the risks associated with direct investment in mainland China, the levels of volatility associated with emerging market equities and the risk of losing their entire investment
- Although investors can take their money out at any time, this ETF may not be appropriate for those who plan to withdraw their money within five years
- If you do not understand the information in this document, the key investor information document or the prospectus, we recommend that you seek additional information or advice to help you decide if this ETF is suitable for you.

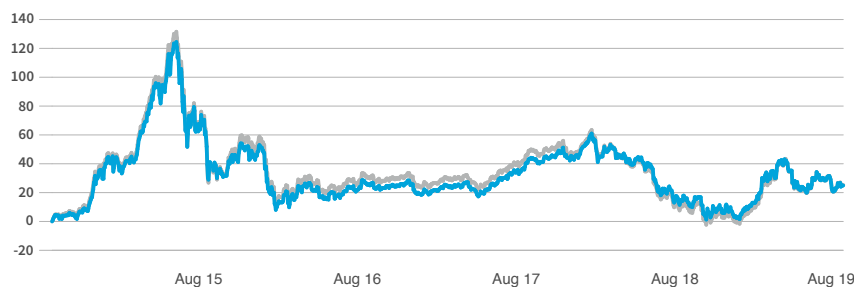
FUND FACTS

Fund size \$24.6m	Base currency USD	Index MSCI China A Onshore Index Net TR USD
Listing date 19 May 2014	Domicile Ireland	Index ticker MBCN1A
		Replication method Physical - optimised

COSTS

Total expense ratio
0.88%

PERFORMANCE (%) IN USD



	1 month	6 months	1 year	3 years	5 years
■ NAV	-4.26	-2.47	8.65	-0.84	24.96
■ Index	-4.03	-1.28	11.37	-5.63	23.51
Relative	-0.23	-1.19	-2.72	+4.79	+1.45

FUND SNAPSHOT

- **The Chinese domestic economy**
Invest in the growing importance of the Chinese domestic economy
- **China "A" shares**
Access a broad universe of Chinese A-shares
- **Efficient access**
Enables efficient access to a basket of domestic stocks that may be difficult otherwise

ANNUAL PERFORMANCE (%)

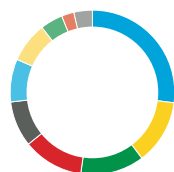
12 Months to 30 June	2019	2018	2017	2016	2015
NAV	4.75	-4.67	9.45	-36.38	104.35
Index	5.37	-10.19	8.97	-35.11	111.89
Relative	-0.62	+5.52	+0.48	-1.27	-7.54

Performance for the USD Accumulating ETF class, listed on 19 May 2014. Source: LGIM. Performance assumes all ETF charges have been taken and that all income generated by the investments, after deduction of tax, remains in the ETF.

Past performance is not a guide to the future.

INDEX BREAKDOWN

The breakdowns below relate to the Index. The ETF's portfolio may deviate from the below. All data source LGIM unless otherwise stated. Totals may not sum to 100% due to rounding.



SECTOR (%)

Financials	27.0
Consumer Staples	12.7
Industrials	12.5
Information Technology	11.9
Consumer Discretionary	9.0
Materials	8.4
Health Care	7.9
Real Estate	4.4
Utilities	2.4
Other	3.6



■ Top 10 constituents 22.9%

■ Rest of Index 77.1%

No. of constituents in Index 654

TOP 10 CONSTITUENTS (%)

Ping An Insurance	5.7
Kweichow Moutai	3.8
China Merchants Bank	2.9
Gree Electric	1.8
Industrial Bank	1.8
Wuliangye Yibin	1.7
Midea Group	1.7
CITIC Securities	1.2
Jiangsu Hengrui Medicine	1.2
China Vanke	1.1

SUB-INVESTMENT MANAGER

E Fund Management (Hong Kong) Co., Ltd ("E Fund") is one of the leading asset management groups in China. Headquartered in Guangzhou, the company has offices in Beijing, Shanghai, Chengdu, Dalian, Nanjing, Hong Kong and the United States. E Fund is a licensed RQFII investor, and one of the largest RQFII quota holders. The company has total assets of RMB 1,100 billion (as at 31 September 2017).

INVESTMENT MANAGER

GO ETF Solutions LLP is the investment manager for each of the exchange traded funds (ETFs) issued by Legal & General UCITS ETF Plc and is responsible for the day-to-day investment management decisions for this ETF. The team is highly experienced with respect to all aspects relating to the management of an ETF portfolio, including collateral management, OTC swap trading, adherence to UCITS regulations and counterparty exposure and monitoring.

KEY RISKS

- The value of an investment and any income taken from it is not guaranteed and can go down as well as up. You may not get back the amount you originally invested.
- The ETF’s ability to closely track the Index will be affected by its ability to purchase and/or sell the Index constituents and any legal or regulatory restrictions or disruptions affecting them. Such factors tend to be more prevalent in Chinese stock markets and may also affect the ETF’s ability to determine its net asset value (“NAV”) and/or lead to the suspension of subscriptions and redemptions of ETF shares.
- The ETF’s ability to closely track the Index will also be affected by transaction costs and taxes incurred when adjusting its investment portfolio generally and/or to mirror any periodic adjustments to the constituents of the Index.
- The ETF’s performance may be impacted by any gradual and/or sudden changes to any applicable rules, laws, regulations, economic policies and political environment in China and any governmental intervention in the stock and/or foreign exchange markets which may limit the ETF’s ability to invest in A-shares, limit the ETF’s ability to repatriate its cash out of China or affect the ETF’s rights over its investments.
- Corporate governance and accounting/reporting standards for companies in China are typically lower than developed markets and may affect the value of the ETF’s investments.
- The ETF may not be able to procure additional RQFII investment quota to match investor demand for the ETF which may cause subscriptions to be suspended and the ETF shares to trade at a premium to NAV on stock exchanges.
- The PRC tax authorities do not currently impose capital gains tax (“CGT”) on the ETF’s investments in A-shares pursuant to a temporary exemption that was implemented on 17 November 2014. However, there is a risk that the PRC tax authorities may at any time (and without notice) revoke the temporary exemption and seek to impose CGT on the ETF’s investments which would adversely affect investors at such time.

For more information, please refer to the key investor information document on our website [↗](#)

TRADING INFORMATION

Exchange	Currency	ISIN	SEDOL	Ticker	Bloomberg
London Stock Exchange	USD	IE00BHBFD83	BHBFDF8	CASH	CASH LN
London Stock Exchange	GBP	IE00BHBFD83	BL95G71	CASE	CASE LN
Deutsche Börse	EUR	DE000A1XEFE1	BL95FR4	CASH	CASH GY
NYSE Euronext	EUR	IE00BHBFD83	BMNQP25	CASH	CASH NA
Borsa Italiana	EUR	IE00BHBFD83	BNG83N2	CASH	CASH IM

The currency shown is the trading currency of the listing.

INDEX DESCRIPTION

The Index is comprised of “A shares” issued by large and medium sized companies domiciled in the People’s Republic of China (the “PRC”) which are publically traded on the Shanghai and Shenzhen stock exchanges. A company is only eligible for inclusion in the Index if it is of a sufficient size (determined by reference to (1) the total market value of the company and (2) the proportion of its A shares that is deemed to be available for purchase in the public equity markets in the PRC, i.e. not subject to any restrictions or strategic ownership) and if its A shares are sufficiently “liquid” (a measure of how actively they are traded). Within the Index, each company is then weighted according to its relative size.



SPOTLIGHT ON LEGAL & GENERAL INVESTMENT MANAGEMENT

We are one of Europe’s largest asset managers and a major global investor, with assets under management of £1,134.5 billion (as at 30 June 2019). We work with a wide range of global clients, including pension schemes, sovereign wealth funds, fund distributors and retail investors.

The AUM disclosed aggregates the assets managed by LGIM in the UK, LGIMA in the US and LGIM Asia in Hong Kong. The AUM includes the value of securities and derivatives positions.

COUNTRY REGISTRATION

- Austria
- Denmark
- Finland
- France
- Germany
- Ireland
- Italy
- Luxembourg
- Netherlands
- Norway
- Spain
- Sweden
- United Kingdom

AVAILABILITY

ISA eligible	Yes
SIPP eligible	Yes
UK Fund Reporting Status	Yes

TO FIND OUT MORE

- Visit lgimETF.com
- Call **0345 070 8684**
- Email fundsales@lgim.com

Lines are open Monday to Friday 8.30am to 6.00pm. We may record and monitor calls. Call charges will vary.

Index Disclaimer

The ETF referred to herein is not sponsored, endorsed, or promoted by MSCI, and MSCI bears no liability with respect to such fund or any index on which such ETF is based. The fund-specific supplement to the prospectus contains a more detailed description of the limited relationship MSCI has with Legal & General UCITS ETF Plc and the ETF.

Important Information

Copyright © 2019 Legal & General. This document is subject to copyright. Any unauthorised use is strictly prohibited. All rights are reserved.

Issued by LGIM ETF Managers Limited as management company for this fund. Registered in Ireland No. 454170. Registered Office: 6th Floor, 2 Grand Canal Square, Dublin, 2, Ireland. Authorised and Regulated by the Central Bank of Ireland No. C50537.

GO ETF Solutions LLP has been appointed as the discretionary investment manager for this Fund, it is authorised and regulated by the Financial Conduct Authority No.477266.

We are a member of the Irish Funds Association.

All features described in this factsheet are those current at the time of publication and may be changed in the future. Nothing in this factsheet should be construed as advice and it is therefore not a recommendation to buy or sell securities. If in doubt about the suitability of this product, you should seek professional advice. Copies of the prospectus, key investor information document, annual and semi-annual reports & accounts are available free of charge on request or at www.lgimetf.com.

This document is only directed at investors resident in jurisdictions where our funds are registered for sale. It is not an offer or invitation to persons outside of those jurisdictions.