

L&G Future World Global Equity Focus Fund



SICAV (UCITS compliant) Z-Class USD Acc

FUND AIM

The Fund aims to generate long term capital growth, by investing in equity securities on a global basis, including the emerging markets. The Fund aims to meet its performance objective over a rolling 3 year period. There can be no assurance that the Fund will achieve its investment objective.

RISK AND REWARD PROFILE



The synthetic risk and reward indicator (SRRI) is based on the historic volatility of the fund's value and it may change in the future.

The fund is in category 5 because it invests in company shares which are sensitive to variations in the stock market. The value of company shares can change substantially over short periods of time.

For more information, please refer to the Key Risks section on page 3.

WHO IS THIS FUND FOR?

- This fund is designed for investors looking for growth from an investment in global equities.
- Although investors can take their money out at any time, this fund may not be appropriate for those who plan to withdraw their money within five years.
- This fund is not designed for investors who cannot afford more than a minimal loss of their investment.
- If you do not understand this document we recommend you seek additional information to help you decide if this fund is right for you.

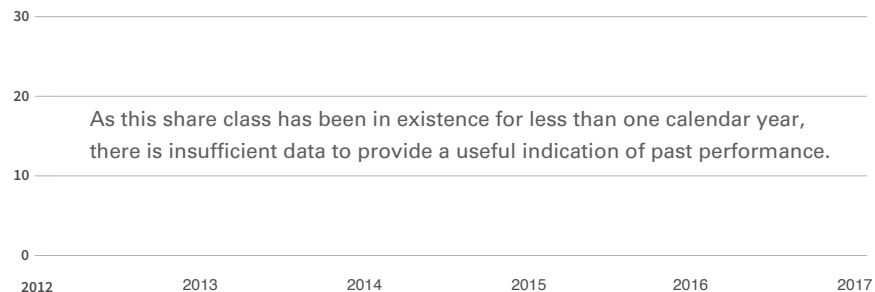
FUND FACTS

Fund size \$97.6m	Base currency USD	Benchmark MSCI World Index
Launch date 13 Jul 2018	Domicile Luxembourg	

COSTS

Initial charge 0%	Ongoing charge 0.05%
Price basis Single- full swing	Dilution adjustment 0.42% - round trip

PERFORMANCE (%)



	1m	6m	1y	3y	Launch
■ Fund	-	-	-	-	-
■ Benchmark	-	-	-	-	-
Relative	-	-	-	-	-

12 MONTH PERFORMANCE TO MOST RECENT QUARTER (%)

12 months to 30 June	2018	2017	2016	2015	2014
Fund	-	-	-	-	-
Benchmark	-	-	-	-	-
Relative	-	-	-	-	-

All performance periods over a year will be annualised. Performance for the Z Acc share class in USD, launched on 13 July 2018. Source: Lipper. Performance assumes all fund charges have been taken and that all income generated by the investments, after deduction of tax, remains in the fund. This fund has adopted a single swinging price, this means that on any given day the single dealing price will be set at either bid, offer or somewhere in between, based on whether there was a net inflow or outflow into or out of the Fund. The past performance depicted in this factsheet is based on that dealing price and therefore may appear more volatile than it would otherwise be if we were to show the notional bid or offer performance, this is as a result of the daily swing.

Past performance is not a guide to future returns. The value of your investment and any income taken from it is not guaranteed and may go up and down.

FUND SNAPSHOT

- Aims to generate long-term capital growth above the fund's benchmark
- Positively positioned for long-term structural change
- Extensively integrates environmental, social and governance concerns and active engagement

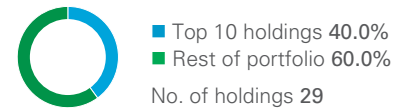
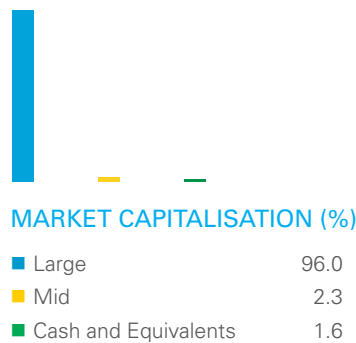


PORTFOLIO BREAKDOWN

All data source LGIM unless otherwise stated. Totals may not sum due to rounding.

COUNTRY (%)








	United States	53.3
	United Kingdom	10.2
	Germany	7.4
	Hong Kong	4.2
	China	4.0
	France	3.4
	Austria	3.3
	Japan	3.2
	Ireland	3.2
	Other	7.8













TOP 10 HOLDINGS (%)

Reckitt Benckiser Group	4.3
AIA Group Ltd	4.2
Fortive Corp	4.2
Alibaba Group Holding	4.0
Honeywell International Inc	4.0
Activision Blizzard Inc	4.0
Alphabet	4.0
Kion Group AG	3.9
JPMorgan Chase & Co	3.9
Mastercard	3.6

TOP SECTOR OVER/UNDERWEIGHTS (%)

	Fund	Relative	
Technology	19.1	6.8	
Consumer, Cyclical	13.3	3.4	
Communications	14.1	2.6	
Industrial	12.1	1.4	
Consumer, Non-cyclic	21.4	-0.5	
Basic Materials	3.4	-0.7	
Financial	15.1	-5.2	

TOP 5 STOCK OVER/UNDERWEIGHTS (%)

	Fund	Relative	
Reckitt Benckiser Group	4.3	4.1	
Fortive Corp	4.2	4.1	
Alibaba Group Holding	4.0	4.0	
AIA Group Ltd	4.2	3.9	
Kion Group AG	3.9	3.9	
Exxon Mobil Corp	0.0	-0.8	
Johnson & Johnson	0.0	-0.9	
Alphabet Inc	0.0	-0.9	
Amazon.com Inc	0.0	-2.0	
Apple Inc	0.0	-2.8	



Nick Hartley



Shaunak Mazumder

FUND MANAGERS

Nick joined LGIM's global equity desk in 2014 and was appointed co-head of Active Equity in 2016. Nick joined LGIM from Goldman Sachs and has a BA in History from St John's College, Cambridge.

Shaunak joined LGIM in 2014 from Asian Century Quest, a multi-billion dollar fundamental focused long/short equity hedge fund based in New York. Shaunak has a BComm from Queen's University Kingston, Canada.

KEY RISKS

- The return from this fund is dependent on relatively few individual investments. This means that a fall in the value of an individual investment can have a major impact on the overall performance of the fund.
- This fund invests in countries where investment markets are considered to be less developed. This means that investments are generally riskier than those in developed markets because they: may not be as well regulated; may be more difficult to buy and sell; may have less reliable arrangements for the safekeeping of investments; or may be more exposed to political and taxation uncertainties. The value of the fund can go up or down more often and by larger amounts than funds that invest in developed countries, especially in the short term.
- The fund could lose money if any institution providing services such as acting as counterparty to derivatives or other instruments, becomes unwilling or unable to meet its obligations to the fund.
- Derivatives are highly sensitive to changes in the value of the asset on which they are based and can increase the size of losses and gains.
- The fund may have underlying investments that are valued in currencies that are different from the currency of this share class. Any such investments will be impacted by exchange rate fluctuations and this may affect the value of your investment and any income from it. Currency hedging techniques may be applied to reduce the impact of exchange rate fluctuations but may not entirely eliminate it.

For more information, please refer to the key investor information document on our website [↗](#)

COUNTRY REGISTRATION

 Luxembourg  United Kingdom



SPOTLIGHT ON LEGAL & GENERAL INVESTMENT MANAGEMENT

We are one of Europe's largest asset managers and a major global investor, with assets under management of £984.8 billion (as at 30 June 2018). We work with a wide range of global clients, including pension schemes, sovereign wealth funds, fund distributors and retail investors.

Assets under management include derivative positions and assets managed by LGIMA, an SEC Registered Investment Advisor.

DEALING INFORMATION

Valuation frequency	Daily, 22:30 CET
Dealing frequency	Each Business Day
Settlement period	T+3
Administrator/Custodian	Northern Trust


CODES

ISIN	Z USD Acc	LU1824428798
	Z USD Inc	LU1824428871
Bloomberg	Z USD Acc	LGEFZUA LX
	Z USD Inc	LGEFZUD LX

TO FIND OUT MORE

Legal & General SICAV C/O Northern Trust
Luxembourg Management Company S.A.
6 rue Lou Hemmer L-1748
Senningerberg Grand-Duché de Luxembourg

 Visit www.lgim.com

 Call **+352 276 222 514**

 Email LGIM-TALUX@ntrs.com

We may record and monitor calls. Call charges will vary.

Important information

Issued by LGIM Corporate Director Limited as management company for this fund. Registered in England and Wales No. 07105051. Registered Office: One Coleman Street, London, EC2R 5AA. Authorised and Regulated by the Financial Conduct Authority No. 518241. Legal & General Investment Management Limited has been appointed as the discretionary investment manager for this Fund, it is authorised and regulated by the Financial Conduct Authority No. 119272. All features described in this factsheet are those current at the time of publication and may be changed in the future. Nothing in this factsheet should be construed as advice and it is therefore not a recommendation to buy or sell securities. If in doubt about the suitability of this product, you should seek professional advice. No investment decisions should be made without first reviewing the key investor information document of the Fund ("KIID") which can be obtained from www.lgim.com. This fact sheet is only directed at investors resident in jurisdictions where this fund is registered for sale. It is not an offer or invitation to persons outside of those jurisdictions. We reserve the right to reject any applications from outside of such jurisdictions.

Internal Fund Code: 5430