

# L&G Euro Corporate Bond Fund

SICAV (UCITS compliant) I-Class EUR Acc

Base currency: EUR

Domicile: Luxembourg



## FUND AIM

The objective of the Fund is to provide a combination of growth and income above that of the Markit iBoxx Euro Corporates Total Return Index, the "Benchmark Index". The Fund is actively managed and aims to outperform the Benchmark Index by 0.75% per annum. This objective is before the deduction of any charges and measured over rolling three year periods.

## RISK AND REWARD PROFILE



The synthetic risk and reward indicator (SRRI) is based on the historic volatility of the fund's value and it may change in the future.

The fund is in category 3 because it invests in company or government bonds which are sensitive to changes in interest rates, inflation and credit. This can be driven by political and economic changes and other significant events and may cause the value to fluctuate.

For more information, please refer to the Key Risks section on page 3.

## WHO IS THIS FUND FOR?

- This fund is designed for investors looking for income or growth from an investment in fixed income securities
- Although investors can take their money out at any time, this fund may not be appropriate for those who plan to withdraw their money within five years
- This fund is not designed for investors who cannot afford more than a minimal loss of their investment
- If you do not understand this document we recommend you seek additional information to help you decide if this fund is right for you

## FUND FACTS

|                        |                   |
|------------------------|-------------------|
| Fund size              | Fund launch date  |
| €34.0m                 | 25 Nov 2013       |
| Gross redemption yield | Modified duration |
| 1.66% (unhedged)       | 5.08 years        |

## COSTS

|                |                     |
|----------------|---------------------|
| Initial charge | Ongoing charge      |
| 0.00%          | 0.36%               |
| Price basis    | Dilution adjustment |
| Single swing   | 0.558%- round trip  |

## BENCHMARKS

Benchmark

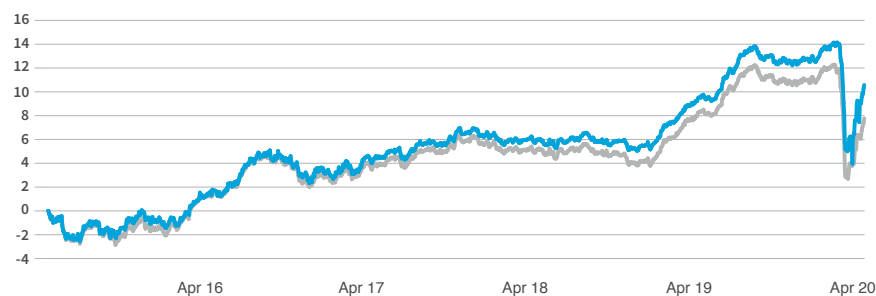
Markit iBoxx Euro Corporates Total Return Index\*

Performance objective

Markit iBoxx Euro Corporates Total Return Index +0.75%\*

\*The benchmark performance shown below is in EUR for this share class.

## PERFORMANCE (%)



|                       | 1m   | 3m    | 1y    | 3y   | 5y   |
|-----------------------|------|-------|-------|------|------|
| ■ Fund                | 4.08 | -2.82 | 0.97  | 1.94 | 2.03 |
| ■ Benchmark           | 3.72 | -3.84 | -0.53 | 1.22 | 1.51 |
| Performance objective | -    | -     | -     | 1.97 | 2.25 |

## 12 MONTH PERFORMANCE TO MOST RECENT QUARTER (%)

| 12 months to 31 March | 2020  | 2019 | 2018 | 2017 | 2016 |
|-----------------------|-------|------|------|------|------|
| Fund                  | -2.28 | 2.62 | 2.19 | 2.83 | 0.28 |
| Benchmark             | -3.40 | 2.31 | 1.70 | 2.50 | 0.36 |

All performance periods over a year will be annualised. For annual performance against the performance objective please see the Key Investor Information Document (KIID). Performance for the I EUR Acc share class in EUR, launched on 07 May 2014. Source: Lipper. Performance is calculated on a Net Asset Value (NAV) to NAV basis and assumes all fund charges have been taken and that all income generated by the investments, after deduction of tax, remains in the fund. This fund has adopted a single swinging price, this means that on any given day the single dealing price will be set at either bid, offer or somewhere in between, based on whether there was a net inflow or outflow into or out of the Fund. Swing pricing, as defined in the Prospectus, may be applied on a subscription or redemption of shares to reflect the costs of dealing in the Fund's assets.

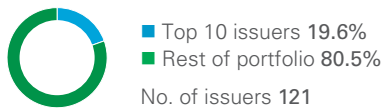
Past performance is not a guide to the future.

## FUND SNAPSHOT

- **What does it invest in?** Invests predominantly in fixed income securities including corporate bonds and other debt instruments, issued globally and denominated predominantly in Euros, but also in other currencies.
- **How does it invest?** Actively managed, investing primarily in fixed income securities with an investment grade (lower risk) credit rating. May also invest in debt with a sub-investment grade (higher risk) credit rating or unrated bonds, as well as derivatives.

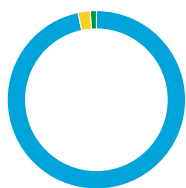
## PORTFOLIO BREAKDOWN

All data source LGIM unless otherwise stated. Totals may not sum due to rounding.



### TOP 10 ISSUERS (%)

|                                     |     |
|-------------------------------------|-----|
| Bundesrepublik Deutschland          | 2.4 |
| Orange SA                           | 2.4 |
| Volkswagen AG                       | 2.1 |
| Caisse Nationale De Credit Agricole | 2.1 |
| Vonovia Finance BV                  | 1.9 |
| Sparebanken Rogaland                | 1.8 |
| Mediobanca Intl Ltd C.I.            | 1.8 |
| Thales                              | 1.8 |
| AT&T Inc                            | 1.7 |
| ABN Amro Bank NV                    | 1.6 |



### CURRENCY (%)

|       |      |
|-------|------|
| ■ EUR | 96.7 |
| ■ USD | 2.2  |
| ■ GBP | 1.1  |

This is the currency breakdown before allowing for any hedging the fund may use. We aim to hedge the portfolio 100% back to the base currency.

### TOP SECTOR OVER/UNDERWEIGHTS (%)

|                      | Fund | Benchmark | Relative |
|----------------------|------|-----------|----------|
| Consumer Services    | 7.2  | 4.0       | 3.2      |
| Banks                | 32.1 | 29.1      | 3.0      |
| Sovereign            | 2.8  | 0.1       | 2.8      |
| Real Estate          | 5.9  | 4.5       | 1.4      |
| Cash and Equivalents | 1.1  | -         | 1.1      |
| Other                | 0.6  | -         | 0.6      |
| Index                | -0.1 | -         | -0.1     |
| Oil & Gas            | 4.3  | 4.4       | -0.1     |
| Utilities            | 9.7  | 10.2      | -0.5     |
| Financial Services   | 1.4  | 2.3       | -0.9     |
| Telecommunications   | 6.3  | 7.2       | -1.0     |
| Consumer Goods       | 12.8 | 13.8      | -1.0     |
| Technology           | 1.4  | 2.7       | -1.4     |
| Insurance            | 3.3  | 4.9       | -1.6     |
| Health Care          | 4.0  | 6.2       | -2.2     |
| Industrials          | 4.4  | 8.0       | -3.6     |
| Basic Materials      | 2.8  | 2.8       | -        |

### CREDIT RATING (%)

|      | Fund | Benchmark | Relative |
|------|------|-----------|----------|
| AAA  | 2.4  | 0.4       | 2.0      |
| AA   | 3.6  | 10.4      | -6.8     |
| A    | 38.4 | 38.9      | -0.5     |
| BBB  | 51.1 | 49.4      | 1.7      |
| BB   | 1.9  | 0.9       | 1.0      |
| B    | 0.6  | -         | 0.6      |
| NR   | 0.9  | -         | 0.9      |
| Cash | 1.1  | -         | 1.1      |

## LGIM GLOBAL FIXED INCOME

Legal and General Investment Management (LGIM) is one of Europe's largest asset managers and a major global investor, with assets under management of £1.1tn\*.

**Scale and experience-** Our Global Fixed Income team is responsible for over £172 billion\* of actively managed assets with over 80 professionals with an average of 15 years' industry experience bringing together a blend of expertise to the management of regional and global fixed income portfolios. As part of the wider Legal & General Group, and as one of the leading global bond investors in the industry, we believe that we have a unique insight into providing suitable investment solutions that meet our clients' wider needs.

**Macro-thematic approach-** Our investment process combines top-down fundamental macro analysis with bottom-up stock selection, focusing on identifying turning points and new themes that drive long-term performance. Our integrated approach has helped LGIM to successfully manage portfolios and deliver risk-adjusted performance across our range of active funds.

\*Source: LGIM internal data as at 30 June 2019. The AUM disclosed aggregates the assets managed by LGIM in the UK, LGIMA in the US and LGIM Asia in Hong Kong. The AUM includes the value of securities and derivatives positions.



Marc Rovers



Lan Wu

### FUND MANAGERS

Marc joined LGIM in May 2012. Marc started in the industry in 1995 as a portfolio manager at ABP investments (now APG). He holds an MSc in economics and is a Certified European Financial Analyst (CEFA).


Lan joined LGIM in 2010 and is a euro credit portfolio manager. Lan graduated from Oxford University with a MMath in Mathematics and Statistics. She is also a CFA charterholder.

## KEY RISKS

- The value of an investment is not guaranteed and can go down as well as up; you may not get back the amount you originally invested.
- This fund holds bonds that are traded through agents, brokers or investment banks matching buyers and sellers. This makes the bonds less easy to buy and sell than investments traded on an exchange. In exceptional circumstances the fund may not be able to sell bonds and may defer withdrawals, or suspending dealing. The Directors can only delay paying out if it is in the interests of all investors and with the permission of the fund depositary.
- The fund invests directly or indirectly in bonds which are issued by companies or governments. If these companies or governments experience financial difficulty, they may be unable to pay back some or all of the interest, original investment or other payments that they owe. If this happens, the value of the fund may fall.
- The fund could lose money if any institution providing services such as acting as counterparty to derivatives or other instruments, becomes unwilling or unable to meet its obligations to the fund.
- Derivatives are highly sensitive to changes in the value of the asset on which they are based and can increase the size of losses and gains.
- The fund may have underlying investments that are valued in currencies that are different from the currency of this share class. Exchange rate fluctuations will impact the value of your investment. Currency hedging techniques may be applied to reduce this impact but may not entirely eliminate it.
- We may take some or all of the ongoing charges from the fund's capital rather than the fund's income. This increases the amount of income, but it reduces the growth potential and may lead to a fall in the value of the fund.
- Investment returns on bonds are sensitive to trends in interest rate movements. Such changes will affect the value of your investment.

For more information, please refer to the key investor information document on our website [↗](#)

## COUNTRY REGISTRATION



## TO FIND OUT MORE

Legal & General SICAV  
C/O Northern Trust Global Services SE  
6 rue Lou Hemmer L-1748  
Senningerberg Grand-Duché de Luxembourg

Visit [www.lgim.com](http://www.lgim.com)

Call **+352 276 222 514** We may record and monitor calls. Call charges will vary.

Email [LGIM-TALUX@ntrs.com](mailto:LGIM-TALUX@ntrs.com)



## SPOTLIGHT ON LEGAL & GENERAL INVESTMENT MANAGEMENT

We are one of Europe's largest asset managers and a major global investor, with assets under management of €1,411.7 billion (as at 31 December 2019). We work with a wide range of global clients, including pension schemes, sovereign wealth funds, fund distributors and retail investors.

Source: LGIM internal data as at 31 December 2019. The AUM disclosed aggregates the assets managed by LGIM in the UK, LGIMA in the US and LGIM Asia in Hong Kong. The AUM includes the value of securities and derivatives positions.

## DEALING INFORMATION

|                         |                   |
|-------------------------|-------------------|
| Valuation frequency     | Daily, 16:00 CET  |
| Dealing frequency       | Each Business Day |
| Settlement period       | T+3               |
| Administrator/Custodian | Northern Trust    |

## CODES

|                  |            |              |
|------------------|------------|--------------|
| <b>ISIN</b>      | I EUR Acc  | LU0984223668 |
|                  | I EUR Dist | LU0984223742 |
| <b>Bloomberg</b> | I EUR Acc  | LGECBIA LX   |
|                  | I EUR Dist |              |

**Important:** Due to exceptional market conditions, spreads are currently volatile and may be subject to frequent change. To see the latest spread visit our fund centre at [www.lgim.com](http://www.lgim.com)

## Important information

Copyright © 2020 Legal & General. This document is subject to copyright. Any unauthorised use is strictly prohibited. All rights are reserved. Issued by LGIM Managers (Europe) Limited as management company for this fund. Registered in Ireland No. 609677. Registered Office: 33/34 Sir John Rogerson's Quay, Dublin, 2, Ireland. Authorised and Regulated by the Central Bank of Ireland No. C173733. Legal & General Investment Management Limited has been appointed as the discretionary investment manager for this fund, it is authorised and regulated by the Financial Conduct Authority No. 119272. All features described in this factsheet are those current at the time of publication and may be changed in the future. Nothing in this factsheet should be construed as advice and it is therefore not a recommendation to buy or sell securities. If in doubt about the suitability of this product, you should seek professional advice. No investment decisions should be made without first reviewing the key investor information document of the Fund ("KIID") which can be obtained from [www.lgim.com](http://www.lgim.com). This factsheet is only directed at investors resident in jurisdictions where this fund is registered for sale. It is not an offer or invitation to persons outside of those jurisdictions. We reserve the right to reject any applications from outside of such jurisdictions. This is an advertising document. The state of the origin of the fund is Luxembourg. In Switzerland, the representative is ACOLIN Fund Services AG, Leutschenbachstrasse 50, CH-8050 Zurich, whilst the paying agent is NPB Neue Privat Bank AG, Limmatquai 1/am Bellevue, P.O. Box, CH-8024 Zurich. The prospectus, the key information documents or the key investor information documents, the articles of association as well as the annual and semi-annual reports may be obtained free of charge from the representative. Past performance is no indication of current or future performance. The performance data do not take account of the commissions and costs incurred on the issue and redemption of units.

Neither Markit, its Affiliates or any third party data provider makes any warranty, express or implied, as to the accuracy, completeness or timeliness of the data contained herewith nor as to the results to be obtained by recipients of the data. Neither Markit, its Affiliates nor any data provider shall in any way be liable to any recipient of the data for any inaccuracies, errors or omissions in the Markit data, regardless of cause, or for any damages (whether direct or indirect) resulting therefrom. Markit has no obligation to update, modify or amend the data or to otherwise notify a recipient thereof in the event that any matter stated herein changes or subsequently becomes inaccurate. Without limiting the foregoing, Markit, its Affiliates, or any third party data provider shall have no liability whatsoever to you, whether in contract (including under an indemnity), in tort (including negligence), under a warranty, under statute or otherwise, in respect of any loss or damage suffered by you as a result of or in connection with any opinions, recommendations, forecasts, judgments, or any other conclusions, or any course of action determined, by you or any third party, whether or not based on the content, information or materials contained herein. Copyright © 2020, Markit Indices GmbH.

**Internal Fund Code: 5404**