

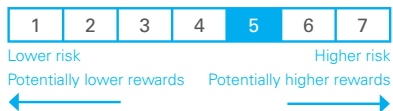
Legal & General European Equity Income Fund

Unit Trust (UCITS compliant) I-Class GBP

FUND AIM

The objective of the fund is to generate income in excess of the FTSE Europe ex-UK Index over rolling 3 year periods.

RISK AND REWARD PROFILE



The synthetic risk and reward indicator (SRRI) is based on the historic volatility of the fund's value and it may change in the future.

The fund is in category 5 because it invests in company shares which are sensitive to variations in the stock market. The value of company shares can change substantially over short periods of time.

For more information, please refer to the Key Risks section on page 3.

WHO IS THIS FUND FOR?

- This fund is designed for investors looking for income and growth from an investment in European company shares (excluding UK companies).
- Although investors can take their money out at any time, this fund may not be appropriate for those who plan to withdraw their money within five years.
- This fund is not designed for investors who cannot afford more than a minimal loss of their investment.
- If you do not understand this document we recommend you seek additional information to help you decide if this fund is right for you.

FUND FACTS

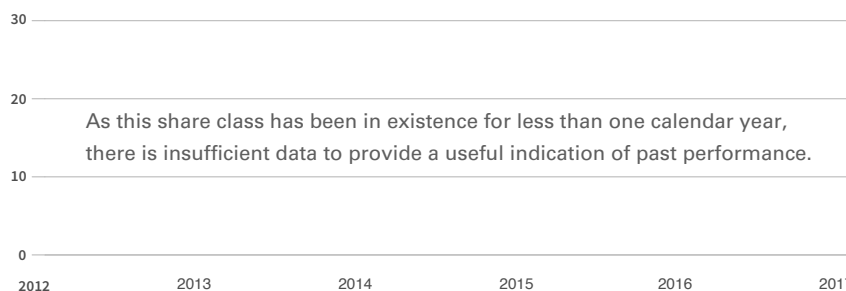
Fund size £251.7m	Base currency GBP	Benchmark FTSE Europe ex UK Index
Launch date 12 Dec 2017	Domicile UK	Historical yield 3.8%

COSTS

Initial charge 0.00%	Ongoing charge 0.80%
Price basis Dual	Bid / Offer spread 0.17%

For detail on price basis methodologies please refer to the 'Guide to Investing With Us' found on our website. [↗](#)

PERFORMANCE (%)



	1 month	3 months	1 year	3 years	Launch
■ Fund	-	-	-	-	-
■ Benchmark	-	-	-	-	-

12 MONTH PERFORMANCE TO MOST RECENT QUARTER (%)

12 months to 30 September	2018	2017	2016	2015	2014
Fund	-	-	-	-	-
Quartile ranking	-	-	-	-	-

Performance for the I Inc unit class in GBP, launched on 19 December 2017. Source: Lipper. Performance assumes all fund charges have been taken and that all income generated by the investments, after deduction of tax, remains in the fund.

Past performance is not a guide to future returns. The value of your investment and any income taken from it is not guaranteed and may go up and down.



FUND SNAPSHOT











- Aims to generate attractive above-market income as part of a total return strategy
- We look for European-listed companies able to grow earnings and free cashflow
- The fund is comprised of a concentrated selection of around 50 stocks with an investment horizon of three to five years

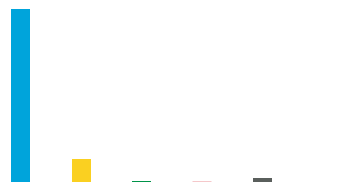


PORTFOLIO BREAKDOWN

All data source LGIM unless otherwise stated. Totals may not sum due to rounding.

COUNTRY (%)

 France	26.0
 Switzerland	16.1
 Germany	12.9
 Sweden	12.0
 Denmark	9.2
 Netherlands	6.4
 Norway	5.8
 Spain	4.0
 Italy	3.5
 Other	3.9



MARKET CAPITALISATION (%)

Large	86.9
Mid	11.3
Small	0.1
Micro	0.0
Cash and Equivalents	1.6












■ Top 10 holdings 32.7%
■ Rest of portfolio 67.3%
No. of holdings 49











TOP 10 HOLDINGS (%)

Novo Nordisk	4.1
Roche Hldgs (Genus)	3.6
ENI	3.5
SAP	3.5
AXA	3.4
UBS Group	3.3
Daimler AG	3.3
BASF	2.8
Ing Group Cva	2.7
Societe Generale	2.7

TOP SECTOR OVER/UNDERWEIGHTS (%)

	Fund	Relative	
Financials	26.2	4.7	
Oil & Gas	8.1	3.2	
Consumer Services	6.4	2.0	
Telecommunications	5.1	2.0	
Technology	7.4	1.3	
Industrials	15.8	-1.2	
Basic Materials	6.0	-1.9	
Utilities	0.8	-3.3	
Consumer Goods	12.2	-7.0	

TOP 5 STOCK OVER/UNDERWEIGHTS (%)

	Fund	Relative	
Novo Nordisk	4.1	2.9	
ENI	3.5	2.8	
AXA	3.4	2.6	
UBS Group	3.3	2.4	
Daimler AG	3.3	2.4	
Allianz SE	0.0	-1.5	
Siemens AG	0.0	-1.5	
Nestle	2.1	-1.7	
Total	0.0	-2.4	
Novartis	0.0	-2.7	

FUND MANAGER COMMENTARY

October was a very tough month for European equity markets, as fears regarding the longevity of the bull market have been exacerbated by higher macro volatility. Concerns about trade wars, a sharp slowdown in China, Brexit negotiations, Italian political woes, rising inflation and rates were on everyone's mind. Economic data in Germany and the Eurozone more generally appeared to soften from previously strong levels. Meanwhile, a subdued start to the third quarter earnings season has only added to uncertainty. As equity markets have fallen sharply, the reaction to earnings disappointment has seen stocks being punished more than usual. Not even valuations have provided much of a cushion. As the market rout intensified through the period, defensive equities and value stocks broadly outperformed.

On European Equity Income, the fund returned -5.9% in period. This month's relative resilient performance was driven by a combination of sector positioning and stock selection in tech, financial services and media. Not owning luxury goods was a positive relative contributor. At the stock level, we saw good performance from Flow Traders, SES, Merck and Pandora. On the flipside, weak performance from PGS, Valeo and ArcelorMittal detracted value. On trading activity, we added to Volvo and Novo Nordisk, after both over-reacted to newsflow. Volvo actually reported results that beat market estimates and they provided encouraging commentary on the outlook for US sales in 2019. We expect profitability should improve as they sort out some supply constraints.



ANDREW KOCH

Andrew joined LGIM in August 2014 and is a Fund Manager in the Global Income team. He joined from the in-house pension scheme at BAE Systems, where he was head of the European equities team, and a member of the asset allocation committee. Previously, he managed European equities for institutional and retail funds at Henderson Global Investors and HSBC Asset Management. He started his career at Phillips & Drew in 1992, where he spent 10 years investing in UK, European and Japanese Equities. He has an MA in PPE from New College, Oxford. Andrew is a CFA charterholder (since 1998) and an ASIP.

KEY RISKS

- The fund could lose money if any institution providing services such as acting as counterparty to derivatives or other instruments, becomes unwilling or unable to meet its obligations to the fund.
- Derivatives are highly sensitive to changes in the value of the asset on which they are based and can increase the size of losses and gains.
- The fund may have underlying investments that are valued in currencies that are different from sterling (British pounds). Any such investments will be impacted by exchange rate fluctuations and this may affect the value of your investment and any income from it. Currency hedging techniques may be applied to reduce the impact of exchange rate fluctuations but may not entirely eliminate it.
- We may take some or all of the ongoing charges from the fund's capital rather than the fund's income. This increases the amount of income, but it reduces the growth potential and may lead to a fall in the value of the fund.

For more information, please refer to the key investor information document on our website [↗](#)

LATEST DISTRIBUTION INFORMATION

For distributing unit classes, the latest payments are shown below. Please note that these payments are not guaranteed, are at the discretion of the manager and may be paid out of capital.

Type	Ex-div date	Pay date	Pence per unit
Interim	01 Aug 18	30 Sep 18	0.73p
Final	01 May 18	29 Jun 18	0.69p



SPOTLIGHT ON LEGAL & GENERAL INVESTMENT MANAGEMENT

We are one of Europe's largest asset managers and a major global investor, with assets under management of £984.8 billion (as at 30 June 2018). We work with a wide range of global clients, including pension schemes, sovereign wealth funds, fund distributors and retail investors.

Assets under management include derivative positions and assets managed by LGIMA, an SEC Registered Investment Advisor.

DEALING INFORMATION

Valuation frequency	Daily, 12pm (UK time)
Dealing frequency	Daily
Settlement period	T+4

CODES

ISIN	I Acc	GB00BF18C898
	I Inc	GB00BF18C781
SEDOL	I Acc	BF18C89
	I Inc	BF18C78
Bloomberg	I Acc	LGEEIAG LN
	I Inc	LGEEIIG LN

TO FIND OUT MORE

 Visit www.legalandgeneral.com

 Call **0370 050 0955**

 Email investments@landg.com

Lines are open Monday to Friday 8.30am to 6.00pm. We may record and monitor calls. Call charges will vary.

Important information

Issued by Legal & General (Unit Trust Managers) Limited as management company for this fund. Registered in England and Wales No. 01009418. Registered Office: One Coleman Street, London, EC2R 5AA. Authorised and Regulated by the Financial Conduct Authority No. 119273. We are members of the Investment Association. All features described in this fact sheet are those current at the time of publication and may be changed in the future. Nothing in this fact sheet should be construed as advice and it is therefore not a recommendation to buy or sell investments. If in doubt about the suitability of this product, you should seek professional advice. No investment decisions should be made without first reviewing the key investor information document of the Fund ("KIID") which can be obtained from www.legalandgeneral.com. This fact sheet is only directed at investors resident in jurisdictions where this fund is registered for sale. It is not an offer or invitation to persons outside of those jurisdictions. We reserve the right to reject any applications from outside of such jurisdictions.