

# L&G Asia Pacific ex Japan Equity UCITS ETF




ETF (UCITS compliant) USD Accumulating ETF Class

## FUND AIM

The L&G Asia Pacific ex Japan Equity UCITS ETF (the "ETF") aims to track the performance of the Solactive Core Developed Markets Pacific ex Japan Large & Mid Cap USD Index NTR (the "Index"). More information on the Index can be found on page 2 of this document.

## RISK AND REWARD PROFILE



This ETF is rated 5 due to the nature of its investments and its risks.

The rating is calculated based on historical data and may not be a reliable indication of the ETF's future risk profile.

The risk category may shift over time.

The lowest category on the above scale does not mean "risk free".

## WHO IS THIS FUND FOR?

- The ETF is designed for investors looking for growth from an investment in shares in Asia Pacific countries excluding Japan.
- Although investors can take their money out at any time, this ETF may not be appropriate for those who plan to withdraw their money within five years.
- If you do not understand the information in this document, the key investor information document or the prospectus, we recommend that you seek additional information or advice to help you decide if this ETF is suitable for you.

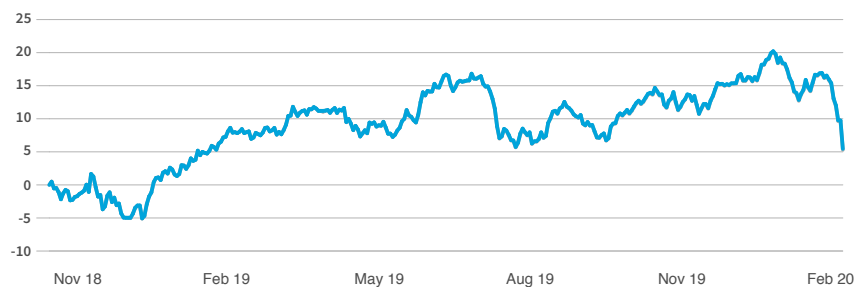
## FUND FACTS

Fund size <b>\$37.2m</b>	Base currency <b>USD</b>	Index ticker <b>SFWPJUN</b>	Replication method <b>Physical - optimised</b>
Listing date <b>13 Nov 2018</b>	Domicile <b>Ireland</b>	Index <b>Solactive Core Developed Markets Pacific ex Japan Large &amp; Mid Cap USD Index NTR</b>	

## COSTS

Total expense ratio  
**0.10%**

## PERFORMANCE (%) IN USD



	1 month	6 months	1 year	3 years	Launch
NAV	-7.42	-2.32	-2.20	-	5.45
Index	-7.46	-2.38	-2.27	-	5.38
Relative	+0.04	+0.06	+0.07	-	+0.07

## FUND SNAPSHOT

- Aims to track the performance of the Index
- Invests in a diverse mix of companies from leading Asia Pacific countries excluding Japan from a variety of sectors
- Employs a straightforward, low-cost and pragmatic index replication approach

## ANNUAL PERFORMANCE (%)

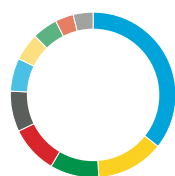
12 Months to 31 December	2019	2018	2017	2016	2015
NAV	19.52	-	-	-	-
Index	19.55	-	-	-	-
Relative	-0.03	-	-	-	-

Performance for the USD Accumulating ETF class, listed on 13 November 2018. Source: Lipper. Performance assumes all ETF charges have been taken and that all income generated by the investments, after deduction of tax, remains in the ETF.

Past performance is not a guide to the future.

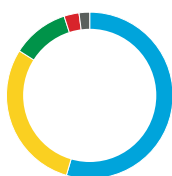
## INDEX BREAKDOWN

The breakdowns below relate to the Index. The ETF's portfolio may deviate from the below. All data source LGIM unless otherwise stated. Totals may not sum to 100% due to rounding.



### SECTOR (%)

Financials	35.7
Real Estate	13.2
Industrials	9.6
Health Care	9.3
Materials	7.9
Consumer Discretionary	6.5
Utilities	5.4
Consumer Staples	4.9
Communication Services	3.6
Other	3.9



### CURRENCY (%)

AUD	54.5
HKD	29.5
SGD	11.0
NZD	2.9
USD	2.1



■ Top 10 constituents 37.2%  
■ Rest of Index 62.8%

No. of constituents in Index 154

### TOP 10 CONSTITUENTS (%)

AIA Group	7.2
Commonwealth Bank Of Australia	5.6
CSL	5.5
BHP Group	3.9
Westpac	3.3
National Australia Bank	2.9
ANZ Bank	2.6
Hong Kong Exchanges & Clearing	2.4
Woolworths Group	1.9
DBS Group Holdings	1.9

## INDEX DESCRIPTION

The Index is designed to be a benchmark for developed market equities in the Pacific region, excluding Japan, and measures the performance of large and mid-cap publicly traded companies from various developed markets in the Pacific region, excluding Japan, which satisfy minimum criteria relating to liquidity and size and excludes companies: (a) engaged in pure coal mining; (b) involved in the production of controversial weapons, such as cluster weapons, anti-personnel mines or biological and chemical weapons; or (c) that, for a continuous period of three years, have been classified as being in breach of at least one of the UN Global Compact principles, which is a set of globally accepted standards on human rights, labour, environment and corruption.

## INVESTMENT MANAGER

GO ETF Solutions LLP is the investment manager for each of the exchange traded funds (ETFs) issued by Legal & General UCITS ETF Plc and is responsible for the day-to-day investment management decisions for this ETF. The team is highly experienced with respect to all aspects relating to the management of an ETF portfolio, including collateral management, OTC swap trading, adherence to UCITS regulations and counterparty exposure and monitoring.

## KEY RISKS

- The value of an investment and any income taken from it is not guaranteed and can go down as well as up; you may not get back the amount you originally invested.
- An investment in the ETF involves a significant degree of risk. Any decision to invest should be based on the information contained in the relevant prospectus. Prospective investors should obtain their own independent accounting, tax and legal advice and should consult their own professional advisers to ascertain the suitability of the ETF as an investment.
- The value of the shares in the ETF is directly affected by increases and decreases in the value of the Index. Accordingly the value of a share in the ETF may go up or down and a shareholder may lose some or the entire amount invested.
- The ETF's ability to closely track the Index will be affected by its ability to purchase and/or sell the Index constituents and any legal or regulatory restrictions or disruptions affecting them.
- The ETF's ability to closely track the Index will also be affected by transaction costs and taxes incurred when adjusting its investment portfolio generally and/or to mirror any periodic adjustments to the constituents of the Index. There can be no certainty that ETF shares can always be bought or sold on a stock exchange or that the market price at which the ETF shares may be traded on a stock exchange will reflect the performance of the Index.
- The ETF is subject to the risk that third party service providers (such as a bank entering into swaps with the ETF or the ETF's depository) may go bankrupt or fail to pay money due to the ETF or return property belonging to the ETF.
- If the Index provider stops calculating the Index or if the ETF's license to track the Index is terminated, the ETF may have to be closed.
- It may not always be possible to buy and sell ETF shares on a stock exchange or at prices closely reflecting the NAV.
- There is no capital guarantee or protection on the value of the ETF. Investors can lose all the capital invested in the ETF.
- Please refer to the "Risk Factors" section of the Issuer's Prospectus and the Fund Supplement.

For more information, please refer to the key investor information document on our website [↗](#)

## TRADING INFORMATION

Exchange	Currency	ISIN	SEDOL	Ticker	Bloomberg
London Stock Exchange	GBP	IE00BFXR5W90	BF5CY69	LGAG	LGAG LN
London Stock Exchange	USD	IE00BFXR5W90	BF5CXX9	LGAP	LGAP LN
Borsa Italiana	EUR	IE00BFXR5W90	BGLRPS4	LGAP	LGAP IM
Deutsche Börse	EUR	DE000A2PANR9	BGK8MH6	ETLK	ETLK GY
NYSE Euronext	EUR	IE00BFXR5W90	BGLRQ25	LGAP	LGAP NA

The currency shown is the trading currency of the listing.



### SPOTLIGHT ON LEGAL & GENERAL INVESTMENT MANAGEMENT

We are one of Europe's largest asset managers and a major global investor, with assets under management of £1,196.2 billion (as at 31 December 2019). We work with a wide range of global clients, including pension schemes, sovereign wealth funds, fund distributors and retail investors.

Source: LGIM internal data as at 31 December 2019. The AUM disclosed aggregates the assets managed by LGIM in the UK, LGIMA in the US and LGIM Asia in Hong Kong. The AUM includes the value of securities and derivatives positions.

## COUNTRY REGISTRATION



## AVAILABILITY

ISA eligible	Yes
SIPP eligible	Yes
UK Fund Reporting Status	Yes

## TO FIND OUT MORE

 Visit [lgimETF.com](http://lgimETF.com)

 Call **0345 070 8684**

 Email [fundsales@lgim.com](mailto:fundsales@lgim.com)

Lines are open Monday to Friday 8.30am to 6.00pm. We may record and monitor calls. Call charges will vary.

**Index Disclaimer**

The ETF is not sponsored, promoted, sold or supported by Solactive AG. Nor does Solactive AG offer any express or implicit guarantee or assurance either with regard to the results of using the Index and/or Index trade mark or the Index price, at any time or in any other respect.

The Index is calculated and published by Solactive AG. Solactive AG uses its best efforts to ensure that the Index is calculated correctly. Irrespective of its obligations towards the Company, Solactive AG has no obligation to point out errors in the Index to third parties including, but not limited to, investors and/or financial intermediaries of the ETF. Solactive AG does not guarantee the accuracy and/or the completeness of the Index or any related data, and shall not have any liability for any errors, omissions or interruptions therein.

Neither publication of the Index by Solactive AG, nor the licensing of the Index or Index trade mark, for the purpose of use in connection with the ETF, constitutes a recommendation by Solactive AG to invest capital in said ETF nor does it, in any way, represent an assurance or opinion of Solactive AG with regard to any investment in this ETF. In no event shall Solactive AG have any liability for any lost profits or indirect, punitive, special or consequential damages or losses, even if notified of the possibility thereof.

**Important Information**

Copyright © 2019 Legal & General. This document is subject to copyright. Any unauthorised use is strictly prohibited. All rights are reserved.

Issued by LGIM ETF Managers Limited as management company for this fund. Registered in Ireland No. 454170. Registered Office: 6th Floor, 2 Grand Canal Square, Dublin, 2, Ireland. Authorised and Regulated by the Central Bank of Ireland No. C50537.

GO ETF Solutions LLP has been appointed as the discretionary investment manager for this Fund, it is authorised and regulated by the Financial Conduct Authority No.477266.

We are a member of the Irish Funds Association.

All features described in this factsheet are those current at the time of publication and may be changed in the future. Nothing in this factsheet should be construed as advice and it is therefore not a recommendation to buy or sell securities. If in doubt about the suitability of this product, you should seek professional advice. Copies of the prospectus, key investor information document, annual and semi-annual reports & accounts are available free of charge on request or at [www.lgimETF.com](http://www.lgimETF.com).

This document is only directed at investors resident in jurisdictions where our funds are registered for sale. It is not an offer or invitation to persons outside of those jurisdictions.