

Legal & General UK Special Situations Trust



Unit Trust (UK UCITS compliant) R-Class GBP

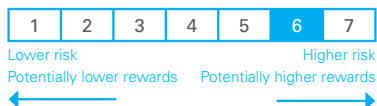
Base currency: **GBP**

Domicile: **UK**

FUND AIM

The objective of the Fund is to provide growth above that of the FTSE All Share TR Net Index, the "Benchmark Index". The Fund aims to outperform the Benchmark Index by 5% per annum. This objective is before the deduction of any charges and measured over rolling three year periods.

RISK AND REWARD PROFILE



The synthetic risk and reward indicator (SRRI) is based on the historic volatility of the fund's value and it may change in the future.

This fund is in category 6 because it invests in company shares which generally provide higher rewards and higher risks than other investments such as bonds, cash or commercial property.

For more information, please refer to the Key Risks section on page 4.

WHO IS THIS FUND FOR?

- This fund is designed for investors looking for a more specialist investment providing growth from an investment in shares of UK companies which are considered undervalued due to their special situation.
- Although investors can take their money out at any time, this fund may not be appropriate for those who plan to withdraw their money within five years.
- This fund is not designed for investors who cannot afford more than a minimal loss of their investment.
- If you do not understand this document we recommend you seek additional information to help you decide if this fund is right for you.

FUND FACTS

Fund size £154.7m	Fund launch date 10 Nov 2008
Historical yield 0.7%	

COSTS

Initial charge 0.00%	Ongoing charge 1.44%
Price basis Single swing	Dilution adjustment 0.72%- round trip

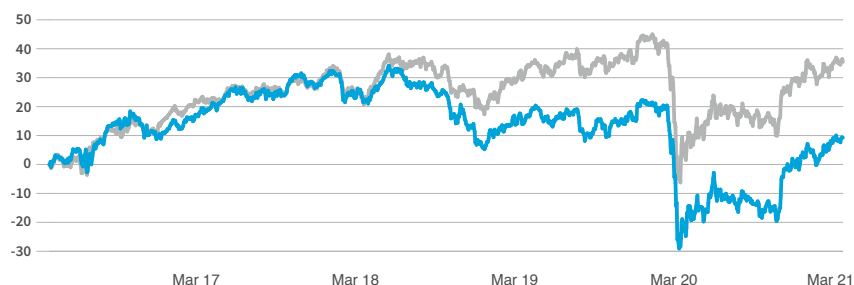
BENCHMARKS

Benchmark
FTSE All Share TR Net Index

Performance objective
FTSE All Share TR Net Index +5%

Comparator benchmark
IA Sector: UK All Companies

PERFORMANCE (%)



	1 month	3 months	1 year	3 years	5 years
Fund	3.99	6.67	38.64	-9.96	10.21
Benchmark	3.97	5.18	26.67	9.76	35.44
Performance objective	-	-	-	27.19	71.05
Comparator	3.81	5.86	38.17	14.62	39.11

12 MONTH PERFORMANCE TO MOST RECENT QUARTER (%)

12 months to 31 March	2021	2020	2019	2018	2017
Fund	38.64	-30.74	-6.23	3.06	18.77
Benchmark	26.67	-18.49	6.31	1.21	21.91
Comparator	38.17	-19.36	2.87	2.74	18.13

FUND SNAPSHOT

- **What does it invest in?** Invests at least 80% in shares of UK companies which are considered to be undervalued by the market, where the Manager believes there to be a catalyst (a feature or market event) which should increase the value of the company.
- **How does it invest?** Actively managed, with holdings in between 30 and 60 companies on average over a typical market cycle of 3-5 years, which means the fund may be concentrated at times.

For annual performance against the performance objective please see the Key Investor Information Document (KIID). Performance for the R Inc unit class in GBP, launched on 10 November 2008. Source: Lipper. Performance assumes all fund charges have been taken and that all income generated by the investments, after deduction of tax, remains in the fund.

Past performance is not a guide to the future.

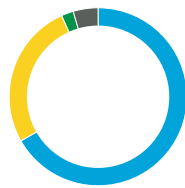


PORTFOLIO BREAKDOWN

All data source LGIM unless otherwise stated. Totals may not sum due to rounding.

COUNTRY (%)

	United Kingdom	100.0
--	----------------	-------



MARKET CAPITALISATION (%)

Large	66.7
Mid	26.5
Small	2.2
Micro	-
Cash and Equivalents	4.5












■ Top 10 holdings 34.8%
■ Rest of portfolio 65.2%
No. of holdings 50











TOP 10 HOLDINGS (%)

St. James's Place	4.7
BP	4.1
Smith (DS)	3.8
Ashtead Group	3.6
Barclays	3.4
Rio Tinto	3.1
Energean	3.1
Taylor Wimpey	3.0
Tesco	2.9
Standard Chartered	2.9

TOP SECTOR OVER/UNDERWEIGHTS (%)

	Fund	Relative	
Industrials	24.1	11.3	
Unclassified	4.1	4.1	
Consumer Discretionary	16.0	3.3	
Energy	8.8	1.3	
Utilities	1.6	-1.4	
Telecommunications	0.0	-2.3	
Health Care	4.5	-3.7	
Consumer Staples	12.0	-4.4	
Basic Materials	3.1	-6.5	

TOP 5 STOCK OVER/UNDERWEIGHTS (%)

	Fund	Relative	
St. James's Place	4.7	4.4	
Smith (DS)	3.8	3.6	
Energean	3.1	3.0	
Ashtead Group	3.6	2.8	
Taylor Wimpey	3.0	2.7	
Diageo	0.0	-3.0	
HSBC Holdings	0.0	-3.8	
AstraZeneca	0.0	-4.2	
Unilever	0.0	-4.5	
Royal Dutch Shell	0.0	-4.7	

FUND MANAGER COMMENTARY

Positive market sentiment and broadening equity market participation drove a strong return for the UK equity market in March. The month also experienced a decline in volatility, as measured by the VIX index, compared to prior months of this year. Business surveys helped fuel positive sentiment, most notably the improvement in the UK service sector, with businesses highlighting improving consumer confidence and signs of pent-up demand. Market concern around inflation, reflected through rising bond yields, continued to be a key debate among investors. This, along with the reopening trade, continued the recent value stock rally, with the equity factor maintaining the recent outperformance over growth. Looking ahead, increasing reopening optimism, positive earnings momentum and M&A activity continue to offer support from a bottom-up perspective, in addition to economic growth/policy outlook.

The L&G UK Special Situations Trust performed in line with its benchmark in March. Stock selection was positive, driven by our names in Financials and Consumer Discretionary. This was offset by a negative contribution from sector allocation due to our underweight position in Consumer Staples and Telecoms. At the individual stock level, significant positive contributions came from our holdings in Taylor Wimpey and St James's Place. Not owning LSE was also beneficial. The largest negative contributions to relative returns came from Energean and Cairn Energy.

In terms of new activity, we entered a new position in Trustpilot, a leading platform in independent reviews of products and services. The business is underpinned by strong barriers to entry, scales efficiently and offers significant growth potential.



ROBERT WHITE

Robert joined LGIM in 2018 as a Fund Manager for the UK Special Situations Trust. Prior to this Robert worked at Mirabaud Asset Management where he was an Assistant Fund Manager (2013 to 2018) on the UK Equities Core product. Before that he worked at PWC in their Transaction Services division. In total he has over 10 years experience working within financial services. He read Philosophy, Politics and Economics at Pembroke College, Oxford and is a member of the Institute of Chartered Accountants in England and Wales.

ENVIRONMENTAL PERFORMANCE

Carbon dioxide (CO₂) is the most significant contributor to greenhouse gas emissions which are driving climate change.



1,964
Tonnes

CO₂eⁱ per \$1 million of market capitalisation

CARBON RESERVES

Carbon reserves are fossil fuels (coal, oil and gas) which, if burnt, will become the carbon emissions of the future. To meet global climate change targets, the unabated use of fossil fuels is expected to decline over time.

The figure is a measure of the size of carbon reserves held by the fund's underlying companies.



96
Tonnes

CO₂e per \$1 million of sales

CARBON EMISSIONS

Following the global Paris Agreement on climate change, companies in all sectors are expected to reduce their emissions to prepare and adapt for a low-carbon economy.

Carbon emissions intensity describes the relationship between the carbon emissions of a company and its salesⁱⁱ.

NOTES

ⁱ Carbon dioxide equivalent (CO₂e) is a standard unit to compare the emissions of different greenhouse gases.

ⁱⁱ The choice of this metric follows best practice recommendations from the **Task Force on Climate-related Financial Disclosures**.

Trucost: Source: S&P Trucost Limited © Trucost 2019. All rights in the Trucost Data and Reports vest in Trucost and/or its licensors. Neither Trucost, nor its affiliates, nor its licensors accept any liability for any errors, omissions or interruptions in the Trucost Data and/or Reports. No further distribution of the Data and/or Reports is permitted without Trucost's express written consent.

The calculations above rely on third party data provided at a point in time that may not cover the entirety of the fund's investments or the fund's benchmark (against which the fund's performance is measured). As a result, what we may report may change as third party data changes and may also differ from other third party calculations.

Refinitiv: Source: Refinitiv ESG

 For further information please go to www.lgim.com/esginfo

KEY RISKS

- The value of an investment and any income taken from it is not guaranteed and can go down as well as up; you may not get back the amount you originally invested.
- The return from this fund is dependent on relatively few individual investments. This means that a fall in the value of an individual investment can have a major impact on the overall performance of the fund.
- The fund could lose money if any institution providing services such as acting as counterparty to derivatives or other instruments, becomes unwilling or unable to meet its obligations to the fund.
- Derivatives are highly sensitive to changes in the value of the asset on which they are based and can increase the size of losses and gains.
- The fund may have underlying investments that are valued in currencies that are different from sterling (British pounds). Exchange rate fluctuations will impact the value of your investment. Currency hedging techniques may be applied to reduce this impact but may not entirely eliminate it.

For more information, please refer to the key investor information document on our website [↗](#)

LATEST DISTRIBUTION INFORMATION

For distributing unit classes, the latest payments are shown below. Please note that these payments are not guaranteed, are at the discretion of the manager and may be paid out of capital.

Type	Ex-div date	Pay date	Pence per unit
Final	15 Sep 20	13 Nov 20	0.16p
Interim	16 Mar 20	14 May 20	0.44p
Final	16 Sep 19	14 Nov 19	1.45p
Interim	15 Mar 19	14 May 19	0.55p



SPOTLIGHT ON LEGAL & GENERAL INVESTMENT MANAGEMENT

We are one of Europe’s largest asset managers and a major global investor, with assets under management of £1,278.9 billion (as at 31 December 2020). We work with a wide range of global clients, including pension schemes, sovereign wealth funds, fund distributors and retail investors.

Source: LGIM internal data as at 31 December 2020. The AUM disclosed aggregates the assets managed by LGIM in the UK, LGIMA in the US and LGIM Asia in Hong Kong. The AUM includes the value of securities and derivatives positions.

DEALING INFORMATION

Valuation frequency	Daily, 12pm (UK time)
Dealing frequency	Daily
Settlement period	T+4

CODES

ISIN	R Acc	GB00B3DMXT38
	R Inc	GB00B3DMXD77
SEDOL	R Acc	B3DMXT3
	R Inc	B3DMXD7
Bloomberg	R Acc	LGUKSSA
	R Inc	LGUKSSI

TO FIND OUT MORE

 Visit www.legalandgeneral.com

 Call **0370 050 0955**

 Email investments@landg.com

Lines are open Monday to Friday 8.30am to 6.00pm. We may record and monitor calls. Call charges will vary.

Important information

Copyright © 2021 Legal & General. This document is subject to copyright. Any unauthorised use is strictly prohibited. All rights are reserved. Issued by Legal & General (Unit Trust Managers) Limited as management company for this fund. Registered in England and Wales No. 01009418. Registered Office: One Coleman Street, London, EC2R 5AA. Authorised and Regulated by the Financial Conduct Authority No. 119273. We are members of the Investment Association. All features described in this fact sheet are those current at the time of publication and may be changed in the future. Nothing in this fact sheet should be construed as advice and it is therefore not a recommendation to buy or sell investments. If in doubt about the suitability of this product, you should seek professional advice. No investment decisions should be made without first reviewing the key investor information document of the Fund (“KIID”) which can be obtained from www.legalandgeneral.com. This fact sheet is only directed at investors resident in jurisdictions where this fund is registered for sale. It is not an offer or invitation to persons outside of those jurisdictions. We reserve the right to reject any applications from outside of such jurisdictions.

Source: London Stock Exchange Group plc and its group undertakings (collectively, the “LSE Group”). © LSE Group 2021. FTSE Russell is a trading name of certain of the LSE Group companies. “FTSE®” is a trade mark of the relevant LSE Group companies and is used by any other LSE Group company under license. All rights in the FTSE Russell indexes or data vest in the relevant LSE Group company which owns the index or the data. Neither LSE Group nor its licensors accept any liability for any errors or omissions in the indexes or data and no party may rely on any indexes or data contained in this communication. No further distribution of data from the LSE Group is permitted without the relevant LSE Group company’s express written consent. The LSE Group does not promote, sponsor or endorse the content of this communication.