



L&G World Equity Index Fund

ICAV (UCITS compliant) Z-Class EUR (Unhedged) Acc

FUND AIM

The fund aims to track the performance of the developed world equity market as represented by the MSCI World Index.

RISK AND REWARD PROFILE



The synthetic risk and reward indicator (SRRI) is based on the historic volatility of the fund's value and it may change in the future.

The fund is in category 5 because it invests in company shares which are sensitive to variations in the stock market. The value of company shares can change substantially over short periods of time.

For more information, please refer to the Key Risks section on page 3.

WHO IS THIS FUND FOR?

- This fund is designed for investors looking for growth from an investment in company shares from global stock markets
- Although investors can take their money out at any time, this fund may not be appropriate for those who plan to withdraw their money within five years
- This fund is not designed for investors who cannot afford more than a minimal loss of their investment
- If you do not understand this document we recommend you seek additional information to help you decide if this fund is right for you

FUND FACTS

| | | |
|-----------------------------------|-----------------------------|---|
| Fund size €68.8m | Base currency USD | Share class benchmark MSCI World NR EUR |
| Launch date 15 Mar 2017 | Domicile Ireland | |

COSTS

| | |
|---|---|
| Initial charge 0.00% | Ongoing charge 0.05% |
| Price basis Single- dilution levy | Dilution levy 0.19%- round trip |

The eligibility for the Z share class is restricted and may require a separate fee agreement with LGIM. Please contact us to discuss share class eligibility.

PERFORMANCE (%)



| | 1m | 3m | 1y | 3y | Launch |
|-------------|-------|-------|-------|----|--------|
| ■ Fund | 3.81 | 2.03 | 7.67 | - | 4.70 |
| ■ Benchmark | 3.80 | 2.00 | 7.56 | - | 4.50 |
| Relative | +0.01 | +0.03 | +0.11 | - | +0.20 |

FUND SNAPSHOT

- Aims to track the performance of the MSCI World Index
- Invests in a broad spread of company shares from around the world
- Employs a straightforward, low-cost and pragmatic index replication approach

12 MONTH PERFORMANCE TO MOST RECENT QUARTER (%)

| 12 months to 31 December | 2018 | 2017 | 2016 | 2015 | 2014 |
|--------------------------|-------|------|------|------|------|
| Fund | -4.07 | - | - | - | - |
| Benchmark | -4.11 | - | - | - | - |
| Relative | +0.04 | - | - | - | - |

All performance periods over a year will be annualised. Performance for the Z EUR (Unhedged) Acc share class in EUR, launched on 15 March 2017. Source: Lipper. Performance assumes all fund charges have been taken and that all income generated by the investments, after deduction of tax, remains in the fund.

Past performance is not a guide to future returns. The value of your investment and any income taken from it is not guaranteed and may go up and down.



PORTFOLIO BREAKDOWN

All data source LGIM unless otherwise stated. Totals may not sum due to rounding.



SECTOR (%)

| | |
|------------------------|------|
| Financials | 16.2 |
| Information Technology | 15.3 |
| Health Care | 12.9 |
| Industrials | 11.3 |
| Consumer Discretionary | 10.4 |
| Consumer Staples | 8.4 |
| Communication Services | 8.3 |
| Energy | 6.0 |
| Materials | 4.6 |
| Utilities | 3.4 |
| Real Estate | 3.2 |



MARKET CAPITALISATION (%)

| | |
|----------------------|------|
| Large | 97.7 |
| Mid | 1.7 |
| Small | 0.0 |
| Micro | 0.0 |
| Cash and Equivalents | 0.5 |



■ Top 10 holdings 12.7%
■ Rest of portfolio 87.3%

No. of holdings in fund 1,626
No. of holdings in index 1,632

TOP 10 HOLDINGS (%)

| | |
|-------------------------|-----|
| Apple Inc | 2.1 |
| Microsoft Corp | 2.1 |
| Alphabet | 1.7 |
| Amazon.Com | 1.7 |
| Facebook | 1.0 |
| Johnson & Johnson | 0.9 |
| JPMorgan Chase & Co | 0.9 |
| Exxon Mobil Corporation | 0.9 |
| Nestle | 0.7 |
| Bank of America | 0.7 |

COUNTRY (%)

| | |
|----------------|------|
| United States | 62.0 |
| Japan | 8.3 |
| United Kingdom | 5.9 |
| France | 3.9 |
| Canada | 3.5 |
| Switzerland | 3.0 |
| Germany | 3.0 |
| Australia | 2.4 |
| Hong Kong | 1.4 |
| Other | 6.6 |



INDEX FUND MANAGEMENT TEAM

The Index Fund Management team comprises 25 fund managers, supported by two analysts. Management oversight is provided by the Global Head of Index Funds. The team has average industry experience of 15 years, of which seven years has been at LGIM, and is focused on achieving the equally important objectives of close tracking and maximising returns.

KEY RISKS

- The fund could lose money if any institution providing services such as acting as counterparty to derivatives or other instruments, becomes unwilling or unable to meet its obligations to the fund.
- Derivatives are highly sensitive to changes in the value of the asset on which they are based and can increase the size of losses and gains.
- The fund may have underlying investments that are valued in currencies that are different from the currency of this share class. Exchange rate fluctuations will impact the value of your investment. Currency hedging techniques may be applied to reduce this impact but may not entirely eliminate it.
- We may take some or all of the ongoing charges from the fund's capital rather than the fund's income. This increases the amount of income, but it reduces the growth potential and may lead to a fall in the value of the fund.

For more information, please refer to the key investor information document on our website [↗](#)

TO FIND OUT MORE

Legal & General ICAV
C/O Northern Trust International Fund Administration Services (Ireland) Limited
George's Court, 54-62 Townsend Street
Dublin 2 Ireland

 Visit www.lgim.com

 Call **+353 1 434 5080** We may record and monitor calls. Call charges will vary.

 Email LGIM_ta_queries@ntrs.com



SPOTLIGHT ON LEGAL & GENERAL INVESTMENT MANAGEMENT

We are one of Europe's largest asset managers and a major global investor, with assets under management of €1,113.61 billion (as at 30 June 2018). We work with a wide range of global clients, including pension schemes, sovereign wealth funds, fund distributors and retail investors.

Assets under management include derivative positions and assets managed by LGIMA, an SEC Registered Investment Advisor.

DEALING INFORMATION






| | |
|-------------------------|--------------------------------|
| Valuation frequency | Daily, 22:30 Irish time |
| Dealing frequency | Each Irish and UK Business Day |
| Settlement period | T+2 |
| Administrator/Custodian | Northern Trust |

CODES

ISIN IE00BD6FWW53

Bloomberg LGWEZEA ID

COUNTRY REGISTRATION

-  Germany  Ireland
-  Netherlands  Switzerland
-  United Kingdom

Important information

Issued by LGIM Managers (Europe) Limited as management company for this fund. Registered in Ireland No. 609677. Registered Office: 33/34 Sir John Rogerson's Quay, Dublin, 2, Ireland. Authorised and Regulated by the Central Bank of Ireland No. C173733. Legal & General Investment Management Limited has been appointed as the discretionary investment manager for this Fund, it is authorised and regulated by the Financial Conduct Authority No. 119272. We are a member of the Irish Funds Association. All features described in this factsheet are those current at the time of publication and may be changed in the future. Nothing in this factsheet should be construed as advice and it is therefore not a recommendation to buy or sell securities. If in doubt about the suitability of this product, you should seek professional advice. No investment decisions should be made without first reviewing the key investor information document of the Fund ("KIID") which can be obtained from www.lgim.com. This factsheet is only directed at investors resident in jurisdictions where this fund is registered for sale. It is not an offer or invitation to persons outside of those jurisdictions. We reserve the right to reject any applications from outside of such jurisdictions.

The state of the origin of the fund is Ireland. In Switzerland, the representative is ACOLIN Fund Services AG, Leutschenbachstrasse 50, CH-8050 Zurich, whilst the paying agent is NPB Neue Privat Bank AG, Limmatquai 1/am Bellevue, P.O. Box, CH-8024 Zurich. The prospectus, the Key Investor Information Documents, the instrument of incorporation as well as the annual and semi-annual reports may be obtained free of charge from the representative. In respect of the shares distributed in or from Switzerland, the place of performance and jurisdiction is at the registered office of the representative. Past performance is no indication of current or future performance. The performance data do not take account of the commissions and costs incurred on the issue and redemption of shares.

The MSCI index is the exclusive property of MSCI INC. ("MSCI"). MSCI and the MSCI index name is a service mark of MSCI, or its affiliates, and has been licensed for use for certain purposes by Legal & General Investment Management ("LGIM") and its affiliates. The funds or securities referred to herein are not sponsored, endorsed, or promoted by MSCI, and MSCI bears no liability with respect to any such funds or securities or any index on which such funds or securities are based. The Description of Funds contains a more detailed description of the limited relationship MSCI has with LGIM and any related funds.

Internal Fund Code: 8605