

Legal & General Growth Trust

Unit Trust (UCITS compliant) R-Class GBP



FUND AIM

The objective of this fund is to provide growth. The fund will typically invest between 80% and 100% in company shares from the UK. The fund will invest in shares of companies which, in the manager's view, have strong growth prospects.

RISK AND REWARD PROFILE



The synthetic risk and reward indicator (SRRI) is based on the historic volatility of the fund's value and it may change in the future.

This fund is in category 5 because it invests in company shares which generally provide higher rewards and higher risks than other investments such as bonds, cash or commercial property.

For more information, please refer to the Key Risks section on page 3.

WHO IS THIS FUND FOR?

- This fund is designed for investors looking to grow their money in an investment which can form part of their existing savings portfolio
- Although investors can take their money out at any time, this fund may not be appropriate for those who plan to withdraw their money within five years
- If you do not understand this document we recommend you seek additional information to help you decide if this fund is right for you

FUND FACTS

Fund size £189.1m	Base currency GBP	IA Sector UK All Companies
Launch date 1 Nov 2000	Domicile UK	Historical yield 0.30%

COSTS

Initial charge 0.00%	Ongoing charge 1.82%
Price basis Dual	Bid / Offer spread 0.58%

For detail on price basis methodologies please refer to the 'Guide to Investing With Us' found on our website. [↗](#)

PERFORMANCE (%)



	1 month	6 months	1 year	3 years	5 years
■ Fund	-1.75	-2.42	11.39	42.80	73.10
■ IA Sector	-1.04	0.89	15.21	28.49	65.92
Quartile ranking	2	4	2	1	2

ANNUAL PERFORMANCE (%)

12 months to 30 September	2017	2016	2015	2014	2013
Fund	11.30	21.02	7.12	6.12	10.44
IA Sector	13.84	11.98	1.70	5.94	22.64
Quartile ranking	3	1	1	2	4

Performance for the R Inc unit class in GBP, launched on 24 December 2004. Source: Lipper. Performance assumes all fund charges have been taken and that all income generated by the investments, after deduction of tax, remains in the fund.

Past performance is not a guide to future returns. The value of your investment and any income taken from it is not guaranteed and may go up and down.

FUND SNAPSHOT

- Aims to invest only in the best ideas across our UK Equity team, without sector or stock constraints
- Our size means that we have exceptional access to companies. We get to know the management of every company we invest in
- Only invests in up to 30 companies so that every stock has a material impact on returns



PORTFOLIO BREAKDOWN

All data source LGIM unless otherwise stated. Totals may not sum due to rounding.

COUNTRY (%)

 United Kingdom	100.0
---	-------



MARKET CAPITALISATION (%)

Large	54.4
Mid	42.5
Small	0.0
Micro	0.0
Cash and Equivalents	3.2











■ Top 10 Holdings 41.55%
■ Rest of Portfolio 58.45%
No. of holdings 25











TOP 10 HOLDINGS (%)

TP ICAP	4.4
Moneysupermarket.com	4.2
Bae Systems	4.2
Ocado Group	4.2
Intercontinental Hotels	4.1
Aveva Group	4.1
ASOS	4.1
Nmc Health	4.1
Burberry Group	4.1
Rentokil Initial	4.1

TOP SECTOR OVER/UNDERWEIGHTS (%)

	Fund	Rel.	
Consumer Services	32.0	21.1	
Industrials	27.6	16.8	
Technology	16.1	14.5	
Health Care	4.1	-3.7	
Consumer Goods	11.8	-3.8	
Basic Materials	0.0	-7.2	
Oil & Gas	0.0	-12.7	
Financials	8.3	-18.5	

TOP 5 STOCK OVER/UNDERWEIGHTS

	Fund	Rel.	
TP ICAP	4.4	4.2	
Moneysupermarket.c	4.2	4.1	
Ocado Group	4.2	4.1	
ASOS	4.1	4.1	
Aveva Group	4.1	4.0	
Glaxosmithkline	0.0	-2.6	
Diageo	0.0	-2.7	
BP	0.0	-4.0	
HSBC Holdings	0.0	-6.2	
Royal Dutch Shell	0.0	-8.2	

FUND MANAGER COMMENTARY

Following a strong October, equity markets were largely negative in November, with the FTSE All Share closing down -1.7%. General sentiment was affected by events in the US, with uncertainty over timing for the US tax reform push. Elsewhere, the UK budget saw big downgrades to the official growth outlook. Finally, OPEC's agreement to extend production cuts helped put a floor under the oil price.

The main Brexit news showed increasing optimism amid reports that UK and EU negotiators reached an agreement on the Brexit bill. Looking at economic data, PMIs surprised to the upside, with monthly manufacturing data for November growing at its fastest pace in more than four years.

Large caps were the biggest underperformers, not helped by a sterling rally. At a sector level, aerospace & defence endured a difficult month on the back of warnings from Ultra and QinetiQ. There were positive contributions from telecoms, food retailers, beverages and real estate sectors. From a style perspective, momentum stocks enjoyed a good month, while value stocks were more mixed.

The fund returned -1.7% in November, which was in line with the index return. Stock selection was mixed, with gains in consumer services and technology offset by weakness in consumer goods and industrials. Sector allocation was broadly neutral, although our underweight in financials and overweight in industrials proved unhelpful.



GAVIN LAUNDER

Gavin joined LGIM in 2007 and is a Fund Manager within the High Alpha team for Europe ex-UK portfolios. He joined LGIM from BlueBay Asset Management where he was a Global Equities Analyst. Gavin spent the majority of his buy-side career as a Portfolio Manager with UBS O'Connor. Prior to this, he was a top-rated, sell-side analyst covering the Autos, Capital Goods and Conglomerates sectors at investment banks including SG Warburg (now part of UBS) and Goldman Sachs. Gavin holds a degree in Philosophy and Economics from University College, London.



KEY RISKS

- Derivatives are highly sensitive to changes in the value of the asset on which they are based and can increase the size of losses and gains.
- The fund may have underlying investments that are valued in currencies that are different from Sterling (British Pounds). Any such investments will be impacted by exchange rate fluctuations and this may affect the value of your investment and any income from it. Currency hedging techniques may have been applied to reduce the impact of exchange rate fluctuations but may not entirely eliminate it.
- The return from this fund is dependent on relatively few individual investments. This means that a fall in the value of an individual investment can have a major impact on the overall performance of the fund.
- The fund could lose money if any institutions providing services such as safekeeping of assets or acting as counterparty to derivatives or other instruments, becomes unwilling or unable to meet its obligations to the fund.

For more information, please refer to the key investor information document on our website [↗](#)

LATEST DISTRIBUTION INFORMATION

For distributing unit classes, the latest payments are shown below. Please note that these payments are not guaranteed, are at the discretion of the manager and may be paid out of capital.

Type	Ex-div date	Pay date	Pence per unit
Interim	15 Nov 16	15 Jan 17	0.15p
Final	15 May 16	15 Jul 16	0.24p
Interim	13 Nov 15	13 Jan 16	0.34p
Final	15 May 15	15 Jul 15	0.26p



SPOTLIGHT ON LEGAL & GENERAL INVESTMENT MANAGEMENT

We are one of Europe’s largest asset managers and a major global investor, with assets under management of £957.2 billion (as at 30 June 2017). We work with a wide range of global clients, including pension schemes, sovereign wealth funds, fund distributors and retail investors.

Assets under management includes derivative positions and assets managed by LGIMA, an SEC Registered Investment Advisor.

DEALING INFORMATION

Valuation frequency	Daily, 12pm (UK time)
Dealing frequency	Daily
Settlement period	T+4

CODES

ISIN	R Acc	GB00B032BQ58
	R Inc	GB00B032BP42
SEDOL	R Acc	B032BQ5
	R Inc	B032BP4
Bloomberg	R Acc	LEGGRRRA
	R Inc	LEGGRRRI

TO FIND OUT MORE

 Visit www.legalandgeneral.com

 Call **0370 050 0955**

 Email investments@landg.com

Lines are open Monday to Friday 8.30am to 6.00pm. We may record and monitor calls. Call charges will vary.

Important information

Issued by Legal & General (Unit Trust Managers) Limited as management company for this fund. Registered in England and Wales No. 01009418. Registered Office: One Coleman Street, London, EC2R 5AA. Authorised and Regulated by the Financial Conduct Authority No. 119273. We are members of the Investment Association. All features described in this fact sheet are those current at the time of publication and may be changed in the future. Nothing in this fact sheet should be construed as advice and it is therefore not a recommendation to buy or sell investments. If in doubt about the suitability of this product, you should seek professional advice. No investment decisions should be made without first reviewing the key investor information document of the Fund (“KIID”) which can be obtained from www.legalandgeneral.com. This fact sheet is only directed at investors resident in jurisdictions where this fund is registered for sale. It is not an offer or invitation to persons outside of those jurisdictions. We reserve the right to reject any applications from outside of such jurisdictions.

Source: FTSE International Limited (“FTSE”) © FTSE 2016. “FTSE®” is a trade mark of the London Stock Exchange Group companies and is used by FTSE International Limited under licence. All rights in the FTSE indices and/or FTSE ratings vest in FTSE and/or its licensors. Neither FTSE nor its licensors accept any liability for any errors or omissions in the FTSE indices and/or FTSE ratings or underlying data. No further distribution of FTSE Data is permitted without FTSE’s express written consent.