

L&G Global High Yield Bond Fund

SICAV (UCITS compliant) Z-Class EUR (Hedged) Acc



FUND AIM

The Fund aims to provide investors with a combination of growth and income.

RISK AND REWARD PROFILE



The synthetic risk and reward indicator (SRRI) is based on the historic volatility of the fund's value and it may change in the future.

The fund is in category 3 because it invests in company or government bonds which are sensitive to changes in interest rates, inflation and credit. This can be driven by political and economic changes and other significant events and may cause the value to fluctuate.

For more information, please refer to the Key Risks section on page 3.

WHO IS THIS FUND FOR?

- This fund is designed for investors looking for income or growth from an investment in fixed income securities
- Although investors can take their money out at any time, this fund may not be appropriate for those who plan to withdraw their money within five years
- This fund is not designed for investors who cannot afford more than a minimal loss of their investment
- If you do not understand this document we recommend you seek additional information to help you decide if this fund is right for you

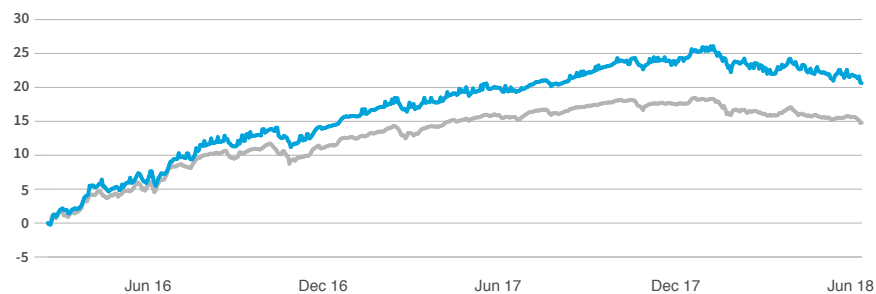
FUND FACTS

Fund size \$730.7m	Base currency USD	Benchmark ICE BofAML BB-B GIB HY exFN Constr TR USDH	
Launch date 11 May 2015	Domicile Luxembourg	Modified duration 4.30 years	Gross redemption yield 6.80% (unhedged)

COSTS

Initial charge 0.00%	Ongoing charge 0.05%
Price basis Single- full swing	Dilution adjustment 0.82% - round trip

PERFORMANCE (%)



	1m	6m	1y	3y	Launch
■ Fund	-0.30	-3.01	0.53	-	8.45
■ Benchmark	-0.42	-2.37	-0.66	-	6.17
Relative	+0.12	-0.64	+1.19	-	+2.28

12 MONTH PERFORMANCE TO MOST RECENT QUARTER (%)

12 months to 30 June	2018	2017	2016	2015	2014
Fund	0.53	12.53	-	-	-
Benchmark	-0.62	9.19	-	-	-
Relative	+1.15	+3.34	-	-	-

All performance periods over a year will be annualised. Performance for the Z EUR (Hedged) Acc share class in EUR, launched on 08 March 2016. The share class benchmark is ICE BofAML BB-B GIB HY exFN Constr TR EURH. Source: Lipper. Performance assumes all fund charges have been taken and that all income generated by the investments, after deduction of tax, remains in the fund. This fund has adopted a single swinging price, this means that on any given day the single dealing price will be set at either bid, offer or somewhere in between, based on whether there was a net inflow or outflow into or out of the Fund. The past performance depicted in this factsheet is based on that dealing price and therefore may appear more volatile than it would otherwise be if we were to show the notional bid or offer performance, this is as a result of the daily swing.

Past performance is not a guide to future returns. The value of your investment and any income taken from it is not guaranteed and may go up and down.

The eligibility for the Z share class is restricted and may require a separate fee agreement with LGIM. Please contact us to discuss share class eligibility.

FUND SNAPSHOT

- Aims to produce high income and capital growth over the long term
- Searches the globe for leading credit opportunities
- Has a novel, macro-thematic approach, supported by focused credit research and a keen awareness of behavioural finance

PORTFOLIO BREAKDOWN

All data source LGIM unless otherwise stated. Totals may not sum due to rounding.



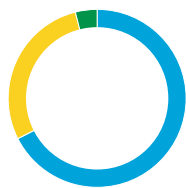
■ Top 10 issuers 15.7%
■ Rest of portfolio 84.3%
No. of issuers 303

TOP 10 ISSUERS (%)

Teva Pharm Finance Llc	2.3
Valeant Pharmaceuticals International	2.3
Petroleo Brasileiro SA	1.7
Iceland Topco Ltd	1.4
Corral Finans AB	1.4
Nyrstar	1.3
Nidda Topco Sarl	1.3
Superior Industries International Inc	1.3
IMS Health Inc	1.3
Navios Maritime Acquisition Corp	1.3

TOP SECTOR OVER/UNDERWEIGHTS (%)

	Fund	Benchmark	Relative	
Retailers	10.0	3.9	6.1	■
Gaming	6.9	2.6	4.3	■
Cash	3.7	-	3.7	■
Food / Drink	6.0	2.5	3.5	■
Manufacturing	4.7	1.5	3.3	■
Transportation	4.6	1.9	2.8	■
Metals / Mining	6.3	4.5	1.8	■
Steel	0.9	2.4	-1.6	■
Technology	1.9	4.1	-2.3	■
Paper / Forest / Pack	0.0	3.3	-3.3	■
Services	1.7	5.1	-3.4	■
Telecommunications	6.3	11.0	-4.6	■
Cable / Satellite TV	1.9	6.6	-4.7	■
Other	45.0	50.3	-5.3	■



CURRENCY (%)

■ USD	67.4
■ EUR	28.5
■ GBP	3.9

This is the currency breakdown before allowing for any hedging the fund may use. We aim to hedge the portfolio 100% back to the base currency.

CREDIT RATING (%)

	Fund	Benchmark	Relative	
BBB	0.8	-	0.8	■
BB	32.3	56.8	-24.5	■
B	56.7	43.0	13.7	■
CCC	0.4	-	0.4	■
NR	1.3	-	1.3	■
Cash	3.7	-	3.7	■
Split rated	4.8	-	4.8	■

FUND MANAGER COMMENTARY

Risk markets traded lower in June as a focus on trade tariffs and the associated political tensions weighed on investor sentiment. The US dollar benefited for the second straight month from this risk-off tone, whilst US high yield also showed resilience to these broader moves. With the threat of rising interest rates and a stronger US dollar, emerging markets traded lower, underperforming developed markets. The portfolio continues to be positioned with a higher yield than the index, with an overweight in single B rated bonds, particularly in Europe, to take advantage of supportive macroeconomic conditions. Single B bonds have outperformed BB bonds in 2018 so far. Regionally the fund is overweight in Europe and emerging markets where credit quality is improving alongside strong macro conditions. The overweight in emerging markets (EM) did not help performance in June, although it has benefited the fund over the last twelve months. We see the fundamental improvements in the credit quality of EM corporates and the higher yield as continuing to compensate for the perceived risks. As a result, we maintain our underweight stance in North American high yield bonds. Looking ahead, we believe the economic environment is supportive for low default rates in high yield companies. Growth remains good across all regions, combined with low financing costs and improving credit quality within the index. However, we continue to view sectors such as telecommunications, cable TV and technology as being vulnerable to disruptive technology.



MARTIN REEVES

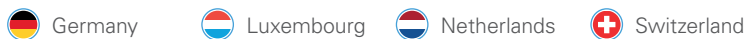
Martin Reeves is Head of Global High Yield. Prior to joining LGIM in 2011, Martin ran Credit Research at AllianceBernstein where he had worked since 1998. Prior to Alliance Bernstein Martin was Head of US High Yield Research at UBK Asset Management and a Chartered Accountant with Ernst & Young. Martin holds an MA in Economics from Cambridge University, St Catharine's College.

KEY RISKS

- This fund holds bonds that, rather than being traded on an exchange, are traded through agents, brokers or investment banks matching buyers and sellers. This makes the bonds less easy to buy and sell than investments that are traded on an exchange and on any particular day there may not be a buyer or a seller for the bonds. In times of market uncertainty or if an exceptional amount of withdrawals are requested it may become less easy for your fund to sell investments and the Manager may defer withdrawals, or suspend dealing. The Manager can only delay paying out if it is in the interests of all investors and with the permission of the fund trustee or depository.
- The fund invests directly or indirectly in bonds which are issued by companies or governments. If these companies or governments experience financial difficulty, they may be unable to pay back some or all of the interest, original investment or other payments that they owe. If this happens, the value of your fund may fall.
- The fund could lose money if any institution providing services such as acting as counterparty to derivatives or other instruments, becomes unwilling or unable to meet its obligations to the fund.
- Derivatives are highly sensitive to changes in the value of the asset on which they are based and can increase the size of losses and gains.
- The fund may have underlying investments that are valued in currencies that are different from the currency of this share class. Any such investments will be impacted by exchange rate fluctuations and this may affect the value of your investment and any income from it. Currency hedging techniques may be applied to reduce the impact of exchange rate fluctuations but may not entirely eliminate it.
- We may take some or all of the ongoing charges from the fund's capital rather than the fund's income. This increases the amount of income, but it reduces the growth potential and may lead to a fall in the value of the fund.
- Investment returns on bonds are sensitive to trends in interest rate movements. Their values are likely to fall when interest rates rise. Such falls may be more pronounced in a low interest rate environment. Bonds with a short time to go before their maturity date will fall by less than bonds with a longer time to their maturity date.

For more information, please refer to the key investor information document on our website [↗](#)

COUNTRY REGISTRATION



SPOTLIGHT ON LEGAL & GENERAL INVESTMENT MANAGEMENT

We are one of Europe's largest asset managers and a major global investor, with assets under management of £983.3 billion (as at 31 December 2017). We work with a wide range of global clients, including pension schemes, sovereign wealth funds, fund distributors and retail investors.

Assets under management include derivative positions and assets managed by LGIMA, an SEC Registered Investment Advisor.

DEALING INFORMATION

Valuation frequency	Daily, 16:00 CET
Dealing frequency	Each Business Day
Settlement period	T+3
Administrator/Custodian	Northern Trust

CODES

ISIN	Z EUR HDG Acc	LU1003759583
	Z EUR HDG Inc	LU1003759740
Bloomberg	Z EUR HDG Acc	LGGHYZE LX
	Z EUR HDG Inc	TBC

TO FIND OUT MORE

Legal & General SICAV C/O Northern Trust
Luxembourg Management Company S.A.
6 rue Lou Hemmer L-1748
Senningerberg Grand-Duché de Luxembourg

 Visit www.lgim.com

 Call **+352 276 222 514**

 Email LGIM-TALUX@ntrs.com

We may record and monitor calls. Call charges will vary.

Important information

Issued by LGIM Corporate Director Limited as management company for this fund. Registered in England and Wales No. 07105051. Registered Office: One Coleman Street, London, EC2R 5AA. Authorised and Regulated by the Financial Conduct Authority No. 518241. Legal & General Investment Management Limited has been appointed as the discretionary investment manager for this Fund, it is authorised and regulated by the Financial Conduct Authority No. 119272. All features described in this factsheet are those current at the time of publication and may be changed in the future. Nothing in this factsheet should be construed as advice and it is therefore not a recommendation to buy or sell securities. If in doubt about the suitability of this product, you should seek professional advice. No investment decisions should be made without first reviewing the key investor information document of the Fund ("KIID") which can be obtained from www.lgim.com. This fact sheet is only directed at investors resident in jurisdictions where this fund is registered for sale. It is not an offer or invitation to persons outside of those jurisdictions. We reserve the right to reject any applications from outside of such jurisdictions.

Source ICE BofAML, used with permission. ICE BofAML is licensing the ICE BofAML indices "as is", makes no warranties regarding same, does not guarantee the suitability, quality, accuracy, timeliness, and/or completeness of the ICE BofAML indices or any data included in, related to, or derived therefrom, assumes no liability in connection with their use, and does not sponsor, endorse, or recommend Legal & General Investment Management or its affiliates, or any of its products or services.

Internal Fund Code: 5422