

Legal & General UK Equity Income Fund

Unit Trust (UK UCITS compliant) C-Class GBP

Base currency: **GBP**

Domicile: **UK**



FUND AIM

The objective of the Fund is to provide income and growth above those of the FTSE All Share TR Net Index, the "Benchmark Index". The Fund aims to outperform the Benchmark Index by 2% per annum. This objective is before the deduction of any charges and measured over rolling three year periods.

RISK AND REWARD PROFILE



The synthetic risk and reward indicator (SRRI) is based on the historic volatility of the fund's value and it may change in the future.

The fund is in category 6 because it invests in company shares which are sensitive to variations in the stock market. The value of company shares can change substantially over short periods of time.

For more information, please refer to the Key Risks section on page 3.

WHO IS THIS FUND FOR?

- This fund is designed for investors looking for a more specialist investment providing income and growth from an investment in UK company shares with recovery prospects.
- Although investors can take their money out at any time, this fund may not be appropriate for those who plan to withdraw their money within five years.
- This fund is not designed for investors who cannot afford more than a minimal loss of their investment.
- If you do not understand this document we recommend you seek additional information to help you decide if this fund is right for you.

FUND FACTS

Fund size £237.3m	Fund launch date 31 Mar 2011
Historical yield 4.0%	

COSTS

Initial charge 0.00%	Ongoing charge 0.50%
Price basis Single swing	Dilution adjustment 0.70%- round trip

BENCHMARKS

Benchmark
FTSE All Share TR Net Index

Performance objective
FTSE All Share TR Net Index +2%

Comparator benchmark
IA Sector: UK Equity Income

PERFORMANCE (%)



	1 month	3 months	1 year	3 years	Launch
■ Fund	4.34	5.30	23.28	16.11	8.30
■ Benchmark	-0.33	1.99	18.85	21.51	20.76
Performance objective	-	-	-	28.43	30.21
Comparator	-0.43	2.21	18.77	20.10	17.37

12 MONTH PERFORMANCE TO MOST RECENT QUARTER (%)

12 months to 31 December	2021	2020	2019	2018	2017
Fund	14.86	-14.57	21.55	-	-
Benchmark	18.27	-9.85	19.11	-	-
Comparator	18.39	-10.79	19.90	-	-

For annual performance against the performance objective please see the Key Investor Information Document (KIID). Performance for the C Inc unit class in GBP, launched on 28 February 2018. Source: Lipper. Performance assumes all fund charges have been taken and that all income generated by the investments, after deduction of tax, remains in the fund.

Past performance is not a guide to the future.

FUND SNAPSHOT

- **What does it invest in?** Invests at least 80% in the shares of UK companies.
- **How does it invest?** Actively managed, with holdings in between 40 and 60 companies on average over a typical market cycle of 3-5 years.

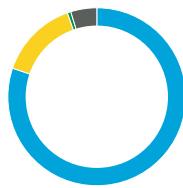


PORTFOLIO BREAKDOWN

All data source LGIM unless otherwise stated. Totals may not sum due to rounding.

COUNTRY (%)

	United Kingdom	100.0
--	----------------	-------



MARKET CAPITALISATION (%)

Large	80.2
Mid	14.4
Small	0.6
Micro	-
Cash and Equivalents	4.7













■ Top 10 holdings 34.3%
■ Rest of portfolio 65.7%
No. of holdings 47











TOP 10 HOLDINGS (%)

BP	5.0
Shell	3.8
GlaxoSmithKline	3.4
Rio Tinto	3.3
Imperial Brands	3.3
Barclays	3.2
Unilever	3.2
BT Group	3.1
BAE Systems	3.1
Tesco	3.0

TOP SECTOR OVER/UNDERWEIGHTS (%)

	Fund	Relative	
Telecommunications	6.1	3.8	
Unclassified	2.3	2.3	
Real Estate	4.6	1.3	
Consumer Discretionary	12.9	1.2	
Energy	10.1	0.7	
Consumer Staples	14.4	-0.8	
Utilities	2.0	-1.3	
Technology	0.0	-1.5	
Basic Materials	5.7	-2.0	
Health Care	6.1	-3.9	

TOP 5 STOCK OVER/UNDERWEIGHTS (%)

	Fund	Relative	
Imperial Brands	3.3	2.6	
BT Group	3.1	2.5	
Next	2.9	2.5	
Standard Chartered	2.9	2.3	
BAE Systems	3.1	2.3	
Glencore	0.0	-2.1	
Shell	3.8	-2.2	
AstraZeneca	2.7	-2.7	
Diageo	0.0	-3.5	
HSBC Holdings	0.7	-3.7	



ANDREW KOCH

Andrew joined LGIM in August 2014 and is a Fund Manager in the Global Income team. He joined from the in-house pension scheme at BAE Systems, where he was head of the European equities team, and a member of the asset allocation committee. Previously, he managed European equities for institutional and retail funds at Henderson Global Investors and HSBC Asset Management. He started his career at Phillips & Drew in 1992, where he spent 10 years investing in UK, European and Japanese Equities. He has an MA in PPE from New College, Oxford. Andrew is a CFA charterholder (since 1998) and an ASIP.

KEY RISKS

- The value of an investment and any income taken from it is not guaranteed and can go down as well as up; you may not get back the amount you originally invested.
- The fund could lose money if any institution providing services such as acting as counterparty to derivatives or other instruments, becomes unwilling or unable to meet its obligations to the fund.
- Derivatives are highly sensitive to changes in the value of the asset on which they are based and can increase the size of losses and gains. The impact to the fund can be greater where derivatives are used in an extensive or complex way.
- The fund may have underlying investments that are valued in currencies that are different from sterling (British pounds). Exchange rate fluctuations will impact the value of your investment. Currency hedging techniques may be applied to reduce this impact but may not entirely eliminate it.
- We may take some or all of the ongoing charges from the fund's capital rather than the fund's income. This increases the amount of income, but it reduces the growth potential and may lead to a fall in the value of the fund.

For more information, please refer to the key investor information document on our website [↗](#)

LATEST DISTRIBUTION INFORMATION

For distributing unit classes, the latest payments are shown below. Please note that these payments are not guaranteed, are at the discretion of the manager and may be paid out of capital.

Type	Ex-div date	Pay date	Pence per unit
Interim	25 Oct 21	24 Dec 21	0.70p
Interim	26 Jul 21	24 Sep 21	0.41p
Interim	26 Apr 21	24 Jun 21	0.44p
Final	25 Jan 21	24 Mar 21	0.22p



SPOTLIGHT ON LEGAL & GENERAL INVESTMENT MANAGEMENT

We are one of Europe's largest asset managers and a major global investor, with assets under management of £1,326.8 billion (as at 30 June 2021). We work with a wide range of global clients, including pension schemes, sovereign wealth funds, fund distributors and retail investors.

Source: LGIM internal data as at 30 June 2021. The AUM disclosed aggregates the assets managed by LGIM in the UK, LGIMA in the US and LGIM Asia in Hong Kong. The AUM includes the value of securities and derivatives positions.

DEALING INFORMATION

Valuation frequency	Daily, 12pm (UK time)
Dealing frequency	Daily
Settlement period	T+4

CODES

ISIN	C Acc	GB00BF5DVC72
	C Inc	GB00BF5DVD89
SEDOL	C Acc	BF5DVC7
	C Inc	BF5DVD8
Bloomberg	C Acc	LGUEQCA LN
	C Inc	LGUEQCI LN

TO FIND OUT MORE

 Visit www.legalandgeneral.com

 Call **0370 050 0955**

 Email investments@landg.com

Lines are open Monday to Friday 8.30am to 6.00pm. We may record and monitor calls. Call charges will vary.

Important information

Copyright © 2022 Legal & General. This document is subject to copyright. Any unauthorised use is strictly prohibited. All rights are reserved. Issued by Legal & General (Unit Trust Managers) Limited as management company for this fund. Registered in England and Wales No. 01009418. Registered Office: One Coleman Street, London, EC2R 5AA. Authorised and Regulated by the Financial Conduct Authority No. 119273. We are members of the Investment Association. All features described in this fact sheet are those current at the time of publication and may be changed in the future. Nothing in this fact sheet should be construed as advice and it is therefore not a recommendation to buy or sell investments. If in doubt about the suitability of this product, you should seek professional advice. No investment decisions should be made without first reviewing the key investor information document of the Fund ("KIID") which can be obtained from www.legalandgeneral.com. This fact sheet is only directed at investors resident in jurisdictions where this fund is registered for sale. It is not an offer or invitation to persons outside of those jurisdictions. We reserve the right to reject any applications from outside of such jurisdictions.

Source: London Stock Exchange Group plc and its group undertakings (collectively, the "LSE Group"). © LSE Group 2022. FTSE Russell is a trading name of certain of the LSE Group companies. "FTSE®" is a trade mark of the relevant LSE Group companies and is used by any other LSE Group company under license. All rights in the FTSE Russell indexes or data vest in the relevant LSE Group company which owns the index or the data. Neither LSE Group nor its licensors accept any liability for any errors or omissions in the indexes or data and no party may rely on any indexes or data contained in this communication. No further distribution of data from the LSE Group is permitted without the relevant LSE Group company's express written consent. The LSE Group does not promote, sponsor or endorse the content of this communication.