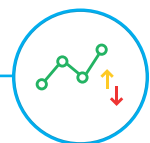


Legal & General UK Equity Income Fund



Unit Trust (UCITS compliant) C-Class GBP

FUND AIM

The objective of this fund is to provide an income in excess of the yield represented by the performance of the FTSE All-Share Index, and long-term growth. The fund will typically invest between 80% and 100% in UK company shares, or in shares of overseas companies which have a significant part of their activities in the UK or whose shares are traded on UK stock markets.

RISK AND REWARD PROFILE



The synthetic risk and reward indicator (SRRI) is based on the historic volatility of the fund's value and it may change in the future.

The fund is in category 5 because it invests in company shares which are sensitive to variations in the stock market. The value of company shares can change substantially over short periods of time.

For more information, please refer to the Key Risks section on page 3.

WHO IS THIS FUND FOR?

- This fund is designed for investors looking for income and growth from an investment in UK company shares.
- Although investors can take their money out at any time, this fund may not be appropriate for those who plan to withdraw their money within five years.
- This fund is not designed for investors who cannot afford more than a minimal loss of their investment.
- If you do not understand this document we recommend you seek additional information to help you decide if this fund is right for you.

FUND FACTS

| | | |
|-----------------------------------|-----------------------------|---|
| Fund size £228.3m | Base currency GBP | IA Sector IA UK Equity Income |
| Launch date 31 Mar 2011 | Domicile UK | Historical yield 5.2% |

COSTS

| | |
|--------------------------------|------------------------------------|
| Initial charge 0.00% | Ongoing charge 0.50% |
| Price basis Dual | Bid / Offer spread 0.66% |

For detail on price basis methodologies please refer to the 'Guide to Investing With Us' found on our website. [↗](#)

PERFORMANCE (%)



| | 1 month | 3 months | 1 year | 3 years | Launch |
|-------------|---------|----------|--------|---------|--------|
| ■ Fund | - | - | - | - | - |
| ■ Benchmark | - | - | - | - | - |

12 MONTH PERFORMANCE TO MOST RECENT QUARTER (%)

| 12 months to 31 December | 2018 | 2017 | 2016 | 2015 | 2014 |
|--------------------------|------|------|------|------|------|
| Fund | - | - | - | - | - |
| Quartile ranking | - | - | - | - | - |

Performance for the C Inc unit class in GBP, launched on 28 February 2018. Source: Lipper. Performance assumes all fund charges have been taken and that all income generated by the investments, after deduction of tax, remains in the fund.

Past performance is not a guide to future returns. The value of your investment and any income taken from it is not guaranteed and may go up and down.

FUND SNAPSHOT

- Seeks to deliver consistent income and capital growth over the long term
- Equity income investing is an investment style which has historically proven to be successful over the long term
- When picking stocks, the fund manager seeks those with sustainable high yields, dividend growth prospects, or that are undervalued and have the potential for recovery

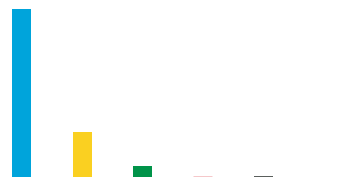


PORTFOLIO BREAKDOWN

All data source LGIM unless otherwise stated. Totals may not sum due to rounding.

COUNTRY (%)

| | | |
|--|----------------|-------|
|  | United Kingdom | 100.0 |
|--|----------------|-------|



MARKET CAPITALISATION (%)

| | |
|----------------------|------|
| Large | 75.0 |
| Mid | 19.8 |
| Small | 4.8 |
| Micro | 0.0 |
| Cash and Equivalents | 0.4 |












■ Top 10 holdings 34.7%
■ Rest of portfolio 65.3%
No. of holdings 45











TOP 10 HOLDINGS (%)

| | |
|----------------------|-----|
| Rio Tinto | 4.2 |
| Lloyds Banking Group | 4.1 |
| Royal Dutch Shell | 3.8 |
| BHP Group Plc | 3.6 |
| Barclays | 3.4 |
| BP | 3.3 |
| Whitbread | 3.2 |
| GVC Holdings | 3.0 |
| Tesco | 3.0 |
| Prudential | 3.0 |

TOP SECTOR OVER/UNDERWEIGHTS (%)

| | Fund | Relative | |
|--------------------|------|----------|---|
| Consumer Services | 21.3 | 9.6 |  |
| Financials | 32.9 | 6.6 |  |
| Basic Materials | 12.7 | 4.7 |  |
| Technology | 2.9 | 1.8 |  |
| Telecommunications | 2.2 | -0.5 |  |
| Utilities | 0.0 | -2.9 |  |
| Oil & Gas | 11.2 | -3.0 |  |
| Health Care | 0.0 | -7.9 |  |
| Consumer Goods | 6.1 | -7.9 |  |

TOP 5 STOCK OVER/UNDERWEIGHTS (%)

| | Fund | Relative | |
|---------------------------|------|----------|---|
| GVC Holdings | 3.0 | 2.9 |  |
| Whitbread | 3.2 | 2.8 |  |
| Phoenix Group Holdings | 2.8 | 2.7 |  |
| Micro Focus International | 2.9 | 2.6 |  |
| Johnson Matthey | 2.8 | 2.6 |  |
| AstraZeneca | 0.0 | -3.2 |  |
| Diageo | 0.0 | -3.2 |  |
| GlaxoSmithKline | 0.0 | -3.3 |  |
| HSBC Holdings | 1.0 | -4.9 |  |
| Royal Dutch Shell | 3.8 | -5.2 |  |

FUND MANAGER COMMENTARY

We've seen a strong start to the year for equity markets, as a message regarding the virtues of patience from the Fed provided a much-needed positive catalyst. Much of the damage done during November and December now appears repaired, though low liquidity would suggest investors are sceptical of future returns. Flows and sentiment may remain subdued, but markets have proved resilient in the face of mixed top-down data, Brexit headlines and corporate earnings newsflow.

In the UK, the long-standing feature of the consumer delivering the bulk of growth remains intact despite the Brexit-related uncertainty. Short-term risks to UK inflation have shifted to the downside, while the labour market remains resilient. Fundamentals for the UK housing market are also solid, thanks to current employment levels, pent-up demand and constrained supply.

For UK equity markets, mid-caps have been the clear outperformer, though all size groups end January in positive territory. Cyclical shares have rallied strongly, which has been mirrored by the improvement in the oil price. UK domestics, led by house-builders and consumer discretionary sectors, fared strongest.

Turning to performance, the L&G UK Equity Income fund returned 7.2% in the period, outperforming the index by 300bps. Stock selection and sector allocation both made helpful contributions. At the selection level, we saw positive contributions from consumer services and financials, notably from retail and banks. In respect of positioning, our underweight in healthcare added value.



STEPHEN MESSAGE

Stephen joined LGIM in 2017 as a Fund Manager for the UK Equity Income portfolios. He has been managing the UK Equity Income Trust since November 2017. Stephen joined from Old Mutual where he was responsible for the management of the Old Mutual UK Equity Income fund from 2009 until 2016. Prior to that, he was a Fund Manager at Bessemer Trust from 2006 until 2008. Stephen graduated from Imperial College London with a MEng in Aeronautical Engineering. He is also a CFA charterholder.

KEY RISKS

- The fund could lose money if any institution providing services such as acting as counterparty to derivatives or other instruments, becomes unwilling or unable to meet its obligations to the fund.
- Derivatives are highly sensitive to changes in the value of the asset on which they are based and can increase the size of losses and gains. The impact to the fund can be greater where derivatives are used in an extensive or complex way.
- The fund may have underlying investments that are valued in currencies that are different from sterling (British pounds). Any such investments will be impacted by exchange rate fluctuations and this may affect the value of your investment and any income from it. Currency hedging techniques may be applied to reduce the impact of exchange rate fluctuations but may not entirely eliminate it.
- We may take some or all of the ongoing charges from the fund’s capital rather than the fund’s income. This increases the amount of income, but it reduces the growth potential and may lead to a fall in the value of the fund.

For more information, please refer to the key investor information document on our website [↗](#)

LATEST DISTRIBUTION INFORMATION

For distributing unit classes, the latest payments are shown below. Please note that these payments are not guaranteed, are at the discretion of the manager and may be paid out of capital.

| Type | Ex-div date | Pay date | Pence per unit |
|---------|-------------|-----------|----------------|
| Interim | 25 Oct 18 | 24 Dec 18 | 0.62p |
| Interim | 25 Jul 18 | 24 Sep 18 | 0.58p |
| Interim | 25 Apr 18 | 22 Jun 18 | 0.56p |



SPOTLIGHT ON LEGAL & GENERAL INVESTMENT MANAGEMENT

We are one of Europe’s largest asset managers and a major global investor, with assets under management of £984.8 billion (as at 30 June 2018). We work with a wide range of global clients, including pension schemes, sovereign wealth funds, fund distributors and retail investors.

Assets under management include derivative positions and assets managed by LGIMA, an SEC Registered Investment Advisor.

DEALING INFORMATION

| | |
|---------------------|-----------------------|
| Valuation frequency | Daily, 12pm (UK time) |
| Dealing frequency | Daily |
| Settlement period | T+4 |

CODES

| | | |
|------------------|-------|--------------|
| ISIN | C Acc | GB00BF5DVC72 |
| | C Inc | GB00BF5DVD89 |
| SEDOL | C Acc | BF5DVC7 |
| | C Inc | BF5DVD8 |
| Bloomberg | C Acc | LGUEQCA LN |
| | C Inc | LGUEQCI LN |

TO FIND OUT MORE

 Visit www.legalandgeneral.com

 Call **0370 050 0955**

 Email investments@landg.com

Lines are open Monday to Friday 8.30am to 6.00pm. We may record and monitor calls. Call charges will vary.

Important information

Issued by Legal & General (Unit Trust Managers) Limited as management company for this fund. Registered in England and Wales No. 01009418. Registered Office: One Coleman Street, London, EC2R 5AA. Authorised and Regulated by the Financial Conduct Authority No. 119273. We are members of the Investment Association. All features described in this fact sheet are those current at the time of publication and may be changed in the future. Nothing in this fact sheet should be construed as advice and it is therefore not a recommendation to buy or sell investments. If in doubt about the suitability of this product, you should seek professional advice. No investment decisions should be made without first reviewing the key investor information document of the Fund (“KIID”) which can be obtained from www.legalandgeneral.com. This fact sheet is only directed at investors resident in jurisdictions where this fund is registered for sale. It is not an offer or invitation to persons outside of those jurisdictions. We reserve the right to reject any applications from outside of such jurisdictions.

Source: London Stock Exchange Group plc and its group undertakings (collectively, the “LSE Group”). ©LSE Group 2018. FTSE Russell is a trading name of certain of the LSE Group companies. FTSE® is a trade mark of the relevant LSE Group companies and is used by any other LSE Group company under license. All rights in the FTSE Russell indexes or data vest in the relevant LSE Group company which owns the index or the data. Neither LSE Group nor its licensors accept any liability for any errors or omissions in the indexes or data and no party may rely on any indexes or data contained in this communication. No further distribution of data from the LSE Group is permitted without the relevant LSE Group company’s express written consent. The LSE Group does not promote, sponsor or endorse the content of this communication.