



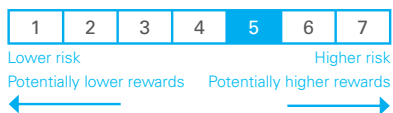
Legal & General All Stocks Index Linked Gilt Index Trust

Unit Trust (UCITS compliant) C-Class GBP

FUND AIM

The objective of this fund is to provide a combination of income and growth (if the income is reinvested) by tracking the performance of the FTSE Actuaries UK Index Linked Gilt All Stock Index.

RISK AND REWARD PROFILE



The synthetic risk and reward indicator (SRRI) is based on the historic volatility of the fund's value and it may change in the future.

The fund is in category 5 because it invests in company or government bonds which are sensitive to changes in interest rates, inflation and credit. This can be driven by political and economic changes and other significant events and may cause the value to fluctuate.

For more information, please refer to the Key Risks section on page 3.

WHO IS THIS FUND FOR?

- This fund is designed for investors looking for income and growth from an investment in bonds (a type of loan which pays interest) issued by the UK government (known as gilts).
- Although investors can take their money out at any time, this fund may not be appropriate for those who plan to withdraw their money within five years.
- This fund is not designed for investors who cannot afford more than a minimal loss of their investment.
- If you do not understand this document we recommend you seek additional information to help you decide if this fund is right for you.

FUND FACTS

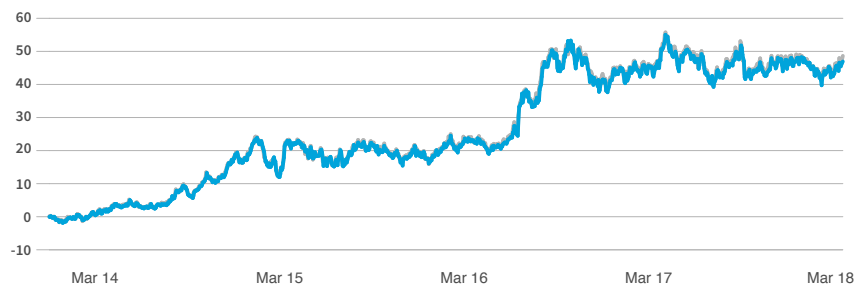
| | | | |
|----------------------------------|-----------------------------|--|---|
| Fund size £1,368.2m | Base currency GBP | Benchmark FTSE Actuaries UK Index Linked Gilt All Stocks | |
| Launch date 4 Feb 2004 | Domicile UK | Distribution yield 0.00% | Modified duration 22.98 years |

COSTS

| | |
|----------------------------------|------------------------------------|
| Initial charge 0.00% | Ongoing charge 0.10% |
| Price basis Full swing | Bid / Offer spread 0.09% |

For detail on price basis methodologies please refer to the 'Guide to Investing With Us' found on our website. [↗](#)

PERFORMANCE (%)



| | 1 month | 6 months | 1 year | 3 years | Launch |
|-------------|---------|----------|--------|---------|--------|
| ■ Fund | 2.07 | 2.87 | -0.34 | 21.02 | 46.94 |
| ■ Benchmark | 2.46 | 3.62 | 0.53 | 22.63 | 48.64 |

ANNUAL PERFORMANCE (%)

| 12 months to 31 March | 2018 | 2017 | 2016 | 2015 | 2014 |
|-----------------------|-------|-------|------|-------|------|
| Fund | -0.34 | 20.25 | 0.98 | 19.62 | - |
| Benchmark | 0.53 | 19.89 | 1.74 | 18.55 | - |

Performance for the C Inc unit class in GBP, launched on 09 December 2013. Source: Lipper. Performance assumes all fund charges have been taken and that all income generated by the investments, after deduction of tax, remains in the fund.

Please note, the benchmark is priced at the close whereas the fund is priced earlier. This can lead to artificially high tracking difference stated on the factsheet. Please see overleaf for gross tracking difference with both fund and index on a closed-price basis.

Past performance is not a guide to future returns. The value of your investment and any income taken from it is not guaranteed and may go up and down.


FUND SNAPSHOT

- Aims to track the return of the FTSE Actuaries UK Index Linked Gilt All Stock Index
- Invests in UK government bonds that offer income that is linked to the Retail Price Index
- Employs a straightforward, low-cost and pragmatic index replication approach



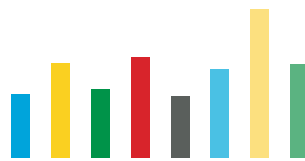
PORTFOLIO BREAKDOWN

All data source LGIM unless otherwise stated. Totals may not sum due to rounding.



CURRENCY (%)

| | |
|-------|-------|
| ■ GBP | 100.0 |
|-------|-------|



YEARS TO MATURITY (%)

| | |
|------------|------|
| ■ 0 to 5 | 8.9 |
| ■ 5 to 10 | 13.1 |
| ■ 10 to 15 | 9.5 |
| ■ 15 to 20 | 14.0 |
| ■ 20 to 25 | 8.6 |
| ■ 25 to 30 | 12.3 |
| ■ 30 to 40 | 20.7 |
| ■ 40+ | 13.0 |



■ Top 10 holdings 46.2%
 ■ Rest of portfolio 53.8%
 No. of issues in fund 28
 No. of issues in index 28

TOP 10 HOLDINGS (%)

| | |
|-----------------------|-----|
| Gilts I-L 1.250% 2055 | 5.6 |
| Gilts I-L 0.125% 2068 | 5.1 |
| Gilts I-L 0.375% 2062 | 5.1 |
| Gilts I-L 0.50% 2050 | 4.5 |
| Gilts I-L 1.125% 2037 | 4.5 |
| Gilts I-L 0.750% 2047 | 4.5 |
| Gilts I-L 0.625% 2040 | 4.4 |
| Gilts I-L 0.125% 2044 | 4.3 |
| Gilts I-L 0.625% 2042 | 4.2 |
| Gilts I-L 1.250% 2027 | 4.0 |

COUNTRY (%)

| | |
|-------------------|-------|
| 🇬🇧 United Kingdom | 100.0 |
|-------------------|-------|

SECTOR (%)

| | |
|-----------------|-------|
| Government Bond | 100.0 |
|-----------------|-------|

INDEXTRACKING

The team believes that successful index tracking strikes a balance between close matching of the index and the management of trading costs. Using pragmatic replication, all the bonds in the portfolio are held broadly in line with their index weights, ensuring close tracking of the index. The Legal & General All Stocks Index Linked Gilt Index Trust provides access to the entire index-linked gilt market, whilst reducing risk by avoiding duration positions.

GROSS TRACKING DEVIATION (%)

| YTD | 2017 | 2016 | 2015 | 2014 |
|-------|------|-------|-------|------|
| -0.02 | 0.02 | -0.01 | -0.01 | 0.02 |

| 1 year | 3 years | 5 years | Launch |
|--------|---------|---------|--------|
| 0.02 | -0.02 | 0.00 | 0.01 |

Comparisons based on capital movements and before management fees at close of business local time. The fund launched on 04 February 2004.

Celebrating
25
 Years

INDEX FUND MANAGEMENT TEAM

The Index Fund Management team comprises 25 fund managers, supported by two analysts. Management oversight is provided by the Global Head of Index Funds. The team has average industry experience of 15 years, of which seven years has been at LGIM, and is focused on achieving the equally important objectives of close tracking and maximising returns.

KEY RISKS

- This fund holds bonds that, rather than being traded on an exchange, are traded through agents, brokers or investment banks matching buyers and sellers. This makes the bonds less easy to buy and sell than investments that are traded on an exchange and on any particular day there may not be a buyer or a seller for the bonds. In times of market uncertainty or if an exceptional amount of withdrawals are requested it may become less easy for your fund to sell investments and the Manager may defer withdrawals, or suspend dealing. The Manager can only delay paying out if it is in the interests of all investors and with the permission of the fund trustee or depositary.
- The fund invests directly or indirectly in bonds which are issued by companies or governments. If these companies or governments experience financial difficulty, they may be unable to pay back some or all of the interest, original investment or other payments that they owe. If this happens, the value of your fund may fall.
- This fund invests in inflation-linked bonds, which are particularly sensitive to changes in inflation rates. Their values are likely to fall when inflation rates fall.
- The fund could lose money if any institution providing services such as acting as counterparty to derivatives or other instruments, becomes unwilling or unable to meet its obligations to the fund.
- Derivatives are highly sensitive to changes in the value of the asset on which they are based and can increase the size of losses and gains.
- We may take some or all of the ongoing charges from the fund's capital rather than the fund's income. This increases the amount of income, but it reduces the growth potential and may lead to a fall in the value of the fund.
- Investment returns on bonds are sensitive to trends in interest rate movements. Their values are likely to fall when interest rates rise. Such falls may be more pronounced in a low interest rate environment. Bonds with a short time to go before their maturity date will fall by less than bonds with a longer time to their maturity date.

For more information, please refer to the key investor information document on our website [↗](#)



SPOTLIGHT ON LEGAL & GENERAL INVESTMENT MANAGEMENT

We are one of Europe's largest asset managers and a major global investor, with assets under management of £983.3 billion (as at 31 December 2017). We work with a wide range of global clients, including pension schemes, sovereign wealth funds, fund distributors and retail investors.

Assets under management includes derivative positions and assets managed by LGIMA, an SEC Registered Investment Advisor.

DEALING INFORMATION

| | |
|---------------------|-----------------------|
| Valuation frequency | Daily, 12pm (UK time) |
| Dealing frequency | Daily |
| Settlement period | T+1 |

CODES

| | | |
|------------------|-------|--------------|
| ISIN | C Acc | GB00BG0QNY41 |
| | C Inc | GB00BG0QNX34 |
| SEDOL | C Acc | BG0QNY4 |
| | C Inc | BG0QNX3 |
| Bloomberg | C Acc | LGASLCA LN |
| | C Inc | LGASLCI LN |

TO FIND OUT MORE

 Visit www.legalandgeneral.com

 Call **0370 050 0955**

 Email investments@landg.com

Lines are open Monday to Friday 8.30am to 6.00pm. We may record and monitor calls. Call charges will vary.

Important information

Issued by Legal & General (Unit Trust Managers) Limited as management company for this fund. Registered in England and Wales No. 01009418. Registered Office: One Coleman Street, London, EC2R 5AA. Authorised and Regulated by the Financial Conduct Authority No. 119273. We are members of the Investment Association. All features described in this fact sheet are those current at the time of publication and may be changed in the future. Nothing in this fact sheet should be construed as advice and it is therefore not a recommendation to buy or sell investments. If in doubt about the suitability of this product, you should seek professional advice. No investment decisions should be made without first reviewing the key investor information document of the Fund ("KIID") which can be obtained from www.legalandgeneral.com. This fact sheet is only directed at investors resident in jurisdictions where this fund is registered for sale. It is not an offer or invitation to persons outside of those jurisdictions. We reserve the right to reject any applications from outside of such jurisdictions.

Source: London Stock Exchange Group plc and its group undertakings (collectively, the "LSE Group"). ©LSE Group 2018. FTSE Russell is a trading name of certain of the LSE Group companies. FTSE® is a trade mark of the relevant LSE Group companies and is used by any other LSE Group company under license. All rights in the FTSE Russell indexes or data vest in the relevant LSE Group company which owns the index or the data. Neither LSE Group nor its licensors accept any liability for any errors or omissions in the indexes or data and no party may rely on any indexes or data contained in this communication. No further distribution of data from the LSE Group is permitted without the relevant LSE Group company's express written consent. The LSE Group does not promote, sponsor or endorse the content of this communication.