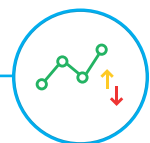


Legal & General Global Thematic Fund



Unit Trust (NURS non-complex) C-Class GBP

Base currency: **GBP**

Domicile: **UK**

FUND AIM

The investment objective of the Fund is to provide capital growth over rolling five-year periods.

RISK AND REWARD PROFILE



The synthetic risk and reward indicator (SRRI) is based on the historic volatility of the fund's value and it may change in the future.

The Fund is in category 6 because it invests directly or indirectly in company shares which are sensitive to variations in the stock market. The value of company shares can change substantially over short periods of time. Company shares are generally considered to be higher risk investments than bonds or cash.

For more information, please refer to the Key Risks section on page 3.

COSTS

| | |
|----------------|---------------------|
| Initial charge | Ongoing charge |
| 0.00% | 0.49% |
| Price basis | Dilution adjustment |
| Single swing | 0.15%- round trip |

WHO IS THIS FUND FOR?

- This Fund is designed for investors looking for growth from an investment in global thematic equities.
- Although investors can take their money out at any time, this fund may not be appropriate for those who plan to withdraw their money within five years.
- This fund is not designed for investors who cannot afford more than a minimal loss of their investment.
- If you do not understand this document we recommend you seek additional information to help you decide if this fund is right for you.

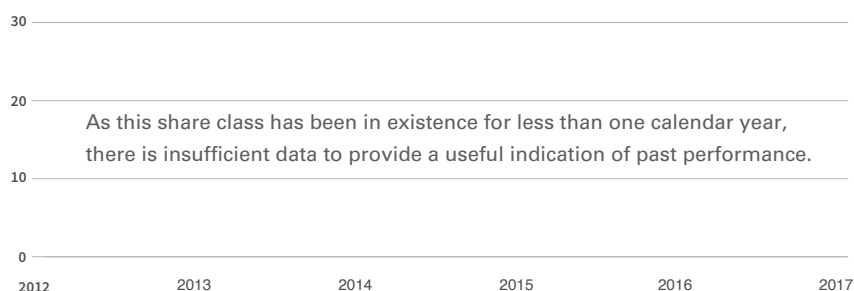
FUND FACTS

| | |
|------------------|------------------|
| Fund size | Fund launch date |
| £5.2m | 26 Apr 2021 |
| Historical yield | |
| 0.5% | |

BENCHMARKS

Benchmark
MSCI World Net Total Return

PERFORMANCE (%)



| | 1 month | 3 months | 1 year | 3 years | Launch |
|-----------------------|---------|----------|--------|---------|--------|
| Fund | - | - | - | - | - |
| Benchmark | - | - | - | - | - |
| Relative to Benchmark | - | - | - | - | - |

12 MONTH PERFORMANCE TO MOST RECENT QUARTER (%)

| 12 months to 30 June | 2021 | 2020 | 2019 | 2018 | 2017 |
|----------------------|------|------|------|------|------|
| Fund | - | - | - | - | - |
| Benchmark | - | - | - | - | - |

For annual performance against the performance objective please see the Key Investor Information Document (KIID). Performance for the C Acc unit class in GBP, launched on 26 April 2021. Source: Lipper. Performance assumes all fund charges have been taken and that all income generated by the investments, after deduction of tax, remains in the fund.

Past performance is not a guide to the future.

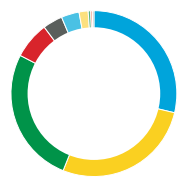
FUND SNAPSHOT

- **What does the fund invest in?** The fund invests 90% of its value in collective investment schemes operated by the Manager or an associate of the Manager. This includes investment in L&G index tracking exchange traded funds (ETFs) which are designed to replicate the performance of an index comprised of constituent companies that are determined to be engaged in a relevant growth theme
- **How does it invest?** Actively managed, with holdings in L&G thematic ETFs which provides indirect exposure to an estimated 400-500 companies



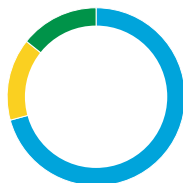
PORTFOLIO BREAKDOWN

All data sources are a combination of LGIM and the Fund Accountant unless otherwise stated. Totals may not sum due to rounding. Sector, market capitalisation and country weights are based on a look-through to the underlying ETFs.



SECTOR (%)

| | |
|------------------------|------|
| Information Technology | 28.7 |
| Health Care | 27.3 |
| Industrials | 26.6 |
| Consumer Discretionary | 7.2 |
| Materials | 3.8 |
| Utilities | 3.5 |
| Communication Services | 1.8 |
| Consumer Staples | 0.5 |
| Financials | 0.3 |
| Energy | 0.3 |



MARKET CAPITALISATION (%)

| | |
|-------|------|
| Large | 70.8 |
| Mid | 14.9 |
| Small | 14.3 |



■ Top 10 holdings 100.0%
■ Rest of portfolio 0.0%

TOP 10 HOLDINGS (%)

| | |
|------------------------------|------|
| L&G Cyber Security UCITS ETF | 17.4 |
| L&G Battery Value-Chain | 16.2 |
| L&G Pharma Breakthrough | 15.2 |
| L&G Clean Water UCITS ETF | 14.7 |
| L&G Artificial Intelligence | 10.0 |
| L&G Healthcr Brkth UCITS ETF | 9.2 |
| L&G Ecommerce Logistics | 9.2 |
| L&G Robo Global Robotics&Aut | 8.2 |

COUNTRY (%)

| | |
|----------------|------|
| United States | 57.5 |
| Japan | 10.0 |
| United Kingdom | 4.3 |
| China | 3.3 |
| Switzerland | 3.3 |
| France | 3.0 |
| Germany | 2.7 |
| Australia | 2.5 |
| Israel | 2.4 |
| Other | 11.1 |

FUND MANAGER COMMENTARY

The Legal & General Global Thematic Unit Trust remained flat during the month of July 2021. Clean Water, Cyber Security and Battery Value-Chain exposures contributed positively to the performance while exposure to Pharma Breakthrough, Healthcare Breakthrough and Ecommerce Logistics dragged the performance. Robotics & Automation and Artificial Intelligence exposures were largely flat through the month.

Clean Water was the top performer (contributing +0.43% to the performance of the Unit Trust) during the month with almost 80% of the constituents making gains. All key verticals within the theme such as water technology, digital solution, infrastructure providers and utilities gained on average.

The L&G Cyber Security UCITS ETF performed positively year-to-date, partly driven by cyber security companies focussed on cloud-based solutions. Within the cyber security theme, pure-play cloud players may see faster market-share gains from incumbent endpoint-security vendors as threats from ransomware attacks push companies to replace legacy antivirus software according to Bloomberg Intelligence.

Healthcare and Pharma exposures have been range-bound for most of H1 2021 and contributed negatively (-0.74%) to the performance of the Unit Trust. Uncertainty around U.S. drug pricing and reimbursement policy, competition and price squeezes in China and macroeconomic pressures that could potentially curb global drug pricing power will be key issues that will determine the course of pharma and healthcare industries in H2 2021.

Finally, although both Battery Value-Chain and Ecommerce Logistics exposures gained year to date, the positive performance of Battery Value-Chain was offset by the negative performance of Ecommerce Logistics during the month of July on the back of idiosyncratic factors related to certain constituent stocks.

FUND MANAGERS

Chris is responsible for lead portfolio management for Global Index Plus and small cap mandates. Chris joined the team in 2011 having previously worked at LGIM as a performance analyst, specialising in the calculation of performance and attribution of fixed income funds and derivative strategies. Chris graduated from the University of London with an MSc in Economics and holds a BA (hons) in Economics from the University of Leeds as well as the Investment Management Certificate.

Lawrence is responsible for the portfolio management of LGIM's Index Plus funds. Lawrence joined LGIM in 2019 from Blackrock where he held the title of Index Plus Portfolio Manager, focusing on developed and emerging market index arbitrage. Lawrence holds a BSc in Geology from Durham University (2003) and is a CFA Charterholder.

KEY RISKS

- The value of an investment is not guaranteed and can go down as well as up; you may not get back the amount you originally invested.
- The fund invests in smaller companies. Investments in smaller companies tend to be riskier than investments in larger companies because they can: be harder to buy and sell; or go up and down in value more often and by larger amounts, especially in the short term. In times of market uncertainty or if an exceptional amount of withdrawals are requested it may become less easy for your fund to sell investments and the Manager may defer withdrawals, or suspend dealing. The Manager can only delay paying out if it is in the interests of all investors and with the permission of the fund trustee or depository.
- In times of market uncertainty or if an exceptional amount of withdrawals are requested it may become less easy for the Fund to sell investments and the Manager may defer withdrawals, or suspend dealing. The Manager can only delay paying out if it is in the interests of all investors and with the permission of the Fund trustee or depository.
- This fund invests in countries where investment markets are considered to be less developed. This means that investments are generally riskier than those in developed markets because they: may not be as well regulated; may be more difficult to buy and sell; may have less reliable arrangements for the safekeeping of investments; or may be more exposed to political and taxation uncertainties. The value of the fund can go up or down more often and by larger amounts than funds that invest in developed countries, especially in the short term.
- The fund could lose money if any institution providing services such as acting as counterparty to derivatives or other instruments, becomes unwilling or unable to meet its obligations to the fund.
- Derivatives are highly sensitive to changes in the value of the asset on which they are based and can increase the size of losses and gains.
- The fund may have underlying investments that are valued in currencies that are different from sterling (British pounds). Exchange rate fluctuations will impact the value of your investment. Currency hedging techniques may be applied to reduce this impact but may not entirely eliminate it.
- We may take some or all of the ongoing charges from the fund’s capital rather than the fund’s income. This increases the amount of income, but it reduces the growth potential and may lead to a fall in the value of the fund.

For more information, please refer to the key investor information document on our website [↗](#)



SPOTLIGHT ON LEGAL & GENERAL INVESTMENT MANAGEMENT

We are one of Europe’s largest asset managers and a major global investor, with assets under management of £1,278.9 billion (as at 31 December 2020). We work with a wide range of global clients, including pension schemes, sovereign wealth funds, fund distributors and retail investors.

Source: LGIM internal data as at 31 December 2020. The AUM disclosed aggregates the assets managed by LGIM in the UK, LGIMA in the US and LGIM Asia in Hong Kong. The AUM includes the value of securities and derivatives positions.

DEALING INFORMATION

| | |
|---------------------|----------------------|
| Valuation frequency | Daily, 3pm (UK time) |
| Dealing frequency | Daily |
| Settlement period | T+4 |

CODES

| | |
|------------------|--------------|
| ISIN | GB00BMZ5LD39 |
| SEDOL | BMZ5LD3 |
| Bloomberg | LGGLTCG LN |

TO FIND OUT MORE

 Visit www.legalandgeneral.com

 Call **0370 050 0955**

 Email investments@landg.com

Lines are open Monday to Friday 8.30am to 6.00pm. We may record and monitor calls. Call charges will vary.

Important information

Copyright © 2021 Legal & General. This document is subject to copyright. Any unauthorised use is strictly prohibited. All rights are reserved. Issued by Legal & General (Unit Trust Managers) Limited as management company for this fund. Registered in England and Wales No. 01009418. Registered Office: One Coleman Street, London, EC2R 5AA. Authorised and Regulated by the Financial Conduct Authority No. 119273. We are members of the Investment Association. All features described in this fact sheet are those current at the time of publication and may be changed in the future. Nothing in this fact sheet should be construed as advice and it is therefore not a recommendation to buy or sell investments. If in doubt about the suitability of this product, you should seek professional advice. No investment decisions should be made without first reviewing the key investor information document of the Fund (“KIID”) which can be obtained from www.legalandgeneral.com. This fact sheet is only directed at investors resident in jurisdictions where this fund is registered for sale. It is not an offer or invitation to persons outside of those jurisdictions. We reserve the right to reject any applications from outside of such jurisdictions.