

# Legal & General Asian Income Trust - ESG Report

## Key ESG metrics

### Carbon emissions



Tonnes CO<sub>2</sub> per \$1 million revenue<sup>i</sup>  
 Eligibility<sup>iii</sup>: 98.55%  
 Coverage<sup>iii</sup>: 97.46%

### Carbon reserves



Tonnes CO<sub>2</sub> per \$1 million of market cap<sup>ii</sup>

### Green revenues<sup>iv</sup>



### Fund facts

**Fund size**  
 £258.5m

**Fund launch date**  
 10 November 2008

**Base currency**  
 GBP

**Domicile**  
 UK

**Regulatory status**  
 Unit Trust (UK UCITS compliant)

## Voting



- No. of resolutions where supported management
- No. of resolutions where voted against management (including abstentions)

How many meetings were you eligible to vote at over the year to 30/06/2021? **89**

How many resolutions were you eligible to vote on over the year to 30/06/2021? **667**

What % of resolutions did you vote on for which you were eligible? **100.00%**

Of the resolutions on which you voted, what % did you vote with management? **83.21%**

Of the resolutions on which you voted, what % did you vote against management? **16.64%**

Of the resolutions on which you voted, what % did you abstain from? **0.15%**

In what % of meetings, for which you did vote, did you vote at least once against management? **47.19%**

What % of resolutions, on which you did vote, did you vote contrary to the recommendation of your proxy adviser? (if applicable) **10.04%**

## Engagement (12 month period)<sup>v</sup>



**17**

Total number of engagements



**22%**

of fund market cap engaged

## Number of engagements on:



**14**

Environmental topics



**4**

Social topics



**7**

Governance topics



**6**

Other topics (e.g. financial and strategy)

## Top five engagement topics:

**1**



11 engagements  
 Climate Impact Pledge

**2**



5 engagements  
 Corporate Strategy

**3**



4 engagements  
 Climate Change

**4**



3 engagements  
 Nominations and Succession

**5**

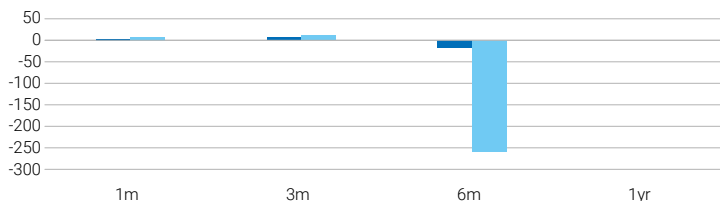


3 engagements  
 Remuneration



## Fund trends (%)

	1m	3m	6m	1yr
Carbon emissions	3.39	6.16	-17.89	-
Carbon reserves	7.15	11.11	-258.22	-



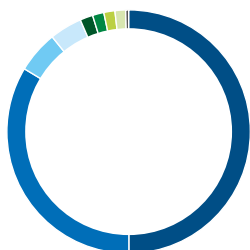
### Fund breakdown Carbon emissions

#### Countries (%)

	India	47.1
	Taiwan	33.0
	Australia	9.5
	Hong Kong	4.0
	New Zealand	2.6
	United Kingdom	1.7
	China	0.8
	Singapore	0.6
	United States	0.3
	Other	0.3

#### Sectors (%)

	Utilities	50.0
	Industrial	33.7
	Consumer, Cyclical	5.6
	Technology	4.3
	Basic Materials	1.7
	Communications	1.5
	Energy	1.5
	Financial	1.4
	Consumer, Non-cyclical	0.4



#### ISIN rank

↓	ISIN name	% of total emissions
1	NTPC LTD	47.08
2	TAIWAN CEMENT	28.38
3	QANTAS AIRWAYS LTD	4.82
4	TAIWAN SEMICONDUCTOR MANUFAC	4.24
5	CONTACT ENERGY LTD	2.01
↑	ISIN name	% of total emissions
51	YUZHOU GROUP HOLDINGS CO LTD	0.00
50	COWAY CO LTD	0.01
49	BANK OF CHINA LTD-H	0.01
48	DAH SING FINANCIAL HOLDINGS	0.01
47	CHINA CONSTRUCTION BANK-H	0.01



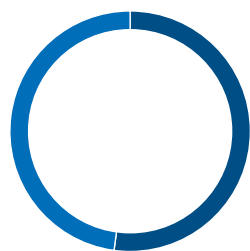
### Fund breakdown Carbon reserves

#### Countries (%)

	United Kingdom	52.1
	Hong Kong	47.9

#### Sectors (%)

	Basic Materials	52.1
	Energy	47.9



#### ISIN rank

↓	ISIN name	% of total reserves
1	BHP GROUP PLC	52.14
2	PETROCHINA CO LTD-H	35.35
3	CNOOC LTD	12.51
↑	ISIN name	% of total reserves
3	CNOOC LTD	12.51
2	PETROCHINA CO LTD-H	35.35
1	BHP GROUP PLC	52.14

## Contact us

For further information please contact:

 Call **0370 050 0955**

 Email **investments@landg.com**

 Visit **www.legalandgeneral.com**

Lines are open Monday to Friday 8:30am to 6:00pm.  
We may record and monitor calls. Call charges will vary.

### Important information

The value of an investment and any income taken from it is not guaranteed and can go down as well as up; you may not get back the amount you originally invested. Past performance is not a guide to the future. Reference to a particular security is for illustrative purposes only, is on a historic basis and does not mean that the security is currently held or will be held within an LGIM portfolio. The above information does not constitute a recommendation to buy or sell any security.

- i. Carbon dioxide equivalent (CO<sub>2</sub>e) is a standard unit to compare the emissions of different greenhouse gases. The choice of this metric follows best practice recommendations from the Task Force on Climate-related Financial Disclosures. Data on carbon emissions from a company's operations and purchased energy is used.
- ii. The carbon reserves intensity of a company captures the relationship between the carbon reserves the company owns and its market capitalisation. The carbon reserves intensity of the overall fund reflects the relative weights of the different companies in the fund.
- iii. Eligibility % represents the % of the securities in the fund which are eligible for reporting (currently cash deposits, derivative and government bonds are ineligible for carbon reporting) and the Coverage % represents the coverage of those assets with carbon scores.
- iv. Green revenues % represents the proportion of revenues derived from low-carbon products and services associated with the fund, from the companies in the fund that have disclosed this as a separate data point.
- v. Engagement figures do not include data on engagement activities with national or local governments, government related issuers, or similar international bodies with the power to issue debt securities.

The data provided by the following third parties is central to the calculation of various ESGT metrics displayed within this document, which can be summarised as follows:-

Provider	Environment
Trucost	©
HSBC	©
LGIM	BLENDED METRICS

Where we use third party data within this document, it is never used directly and instead it forms the basis of our own calculations; we do so under licence and with the providers' legal permission. While all reasonable endeavours are taken to ensure the data provided is accurate, it is important to note that the data providers assume no responsibility for errors or omissions and cannot be held liable for damage arising from our use of their data within our calculations. Source: S&P Trucost Limited© Trucost 2021, HSBC© HSBC 2021. Information is for recipients' internal use only.

Copyright © 2021 Legal & General. This document is subject to copyright. Any unauthorised use is strictly prohibited. All rights are reserved.

Issued by Legal & General (Unit Trust Managers) Limited as management company for this fund. Registered in England and Wales No. 01009418. Registered Office: One Coleman Street, London, EC2R 5AA. Authorised and Regulated by the Financial Conduct Authority No. 119273. We are members of the Investment Association. All features described in this report are those current at the time of publication and may be changed in the future. Nothing in this report should be construed as advice and it is therefore not a recommendation to buy or sell investments. If in doubt about the suitability of this product, you should seek professional advice. No investment decisions should be made without first reviewing the key investor information document of the Fund ("KIID") which can be obtained from [www.legalandgeneral.com](http://www.legalandgeneral.com). This report is only directed at investors resident in jurisdictions where this fund is registered for sale. It is not an offer or invitation to persons outside of those jurisdictions. We reserve the right to reject any applications from outside of such jurisdictions.