

**TEMPORARILY SUSPENDED\*** (see below for details)**Legal & General UK Property Fund**

PAIF (NURS non-complex) C-Class GBP

Base currency: **GBP**Domicile: **UK****FUND AIM**

The Fund will be a Property Authorised Investment Fund for tax purposes at all times. Its objective is to provide a combination of income and capital growth through investing generally in commercial property and managing cash.

**FUND SNAPSHOT**

- **What does it invest in?** Invests in UK office, retail, industrial and residential property. May also invest in other UK property related investments, such as shares in property companies and real estate investment trusts as well as hold cash.
- **How does it invest?** Actively managed, and typically has at least 80% invested in property, though the Manager may reduce this to 60% if necessary to maintain liquidity and performance of the fund. May invest up to 20% in residential property and may also develop properties.

**WHO IS THIS FUND FOR?**

- This fund is designed for investors looking for income and growth from an investment in a balanced portfolio of predominantly UK Commercial Property.
- Although investors can take their money out at any time, this fund may not be appropriate for those who plan to withdraw their money within five years.
- This fund is not designed for investors who cannot afford more than a minimal loss of their investment.
- If you do not understand this document we recommend you seek additional information to help you decide if this fund is right for you.

**FUND FACTS**

Fund size	Fund launch date
<b>£2,769.2m</b>	<b>23 May 2014</b>
Historical yield	
<b>2.9%</b>	

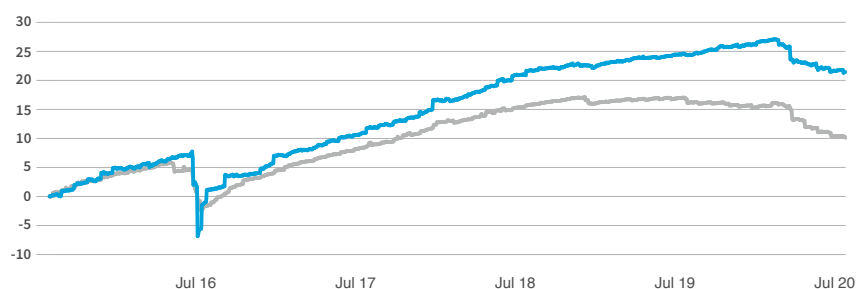
**COSTS**

Initial charge	Ongoing charge
<b>0.00%</b>	<b>0.63%</b>
Price basis	Bid / Offer spread
<b>Dual</b>	<b>5.64%</b>

**BENCHMARKS**

Comparator benchmark  
IA Sector: **UK Direct Property**

For detail on price basis methodologies please refer to the 'Guide to Investing With Us' found on our website. [↗](#)

**PERFORMANCE (%)**

	1 month	3 months	1 year	3 years	5 years
■ Fund	-0.07	-1.35	-2.44	8.74	21.58
■ Comparator	-0.25	-1.70	-5.70	1.28	10.12

**12 MONTH PERFORMANCE TO MOST RECENT QUARTER (%)**

12 months to 30 June	2020	2019	2018	2017	2016
Fund	-2.19	2.99	9.26	7.90	3.36
Comparator	-5.42	1.35	6.52	6.77	2.14

Performance for the C Inc unit class in GBP, launched on 23 May 2014. Source: Lipper. Performance assumes all fund charges have been taken and that all income generated by the investments, after deduction of tax, remains in the fund. The IA Sector averages are inclusive of both PAIFs and Feeders in its calculation.

**Past performance is not a guide to the future.**

**FUND SUSPENSION**

\*We can confirm that in light of market volatility and the exceptional circumstances in the UK property market, we have taken the difficult decision to suspend trading in the Legal & General UK Property Fund (the "Fund") and Legal & General UK Property Feeder Fund (the "Feeder Fund").

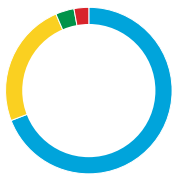
The suspension will apply to any instructions to be effected on or after the valuation point at 12.00 midday on 18th March 2020. This means we cannot process any instruction to buy, sell, transfer or switch shares in the funds placed after midday on 17th March 2020. Any monies received for purchases will not be accepted and will be returned to investors. The suspension will remain in place until further notice.

For more information, please click [here](#).



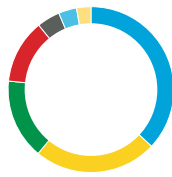
## PORTFOLIO BREAKDOWN

All data source LGIM unless otherwise stated. Totals may not sum due to rounding.



### ASSET ALLOCATION (%)

Direct Property Asset Value	69.2
Cash	24.4
Reserved Cash (Developments)	3.6
Real Estate Investment Trusts	2.9



### SECTOR (%)

Industrial	37.0
Office - Regional	24.0
Other	15.6
Out of Town Retail	12.5
Office - London	4.5
Retail High Street	3.5
Leisure	2.8



### REGION (%)

South East	23.6
West Midlands	21.9
South West	10.4
Sub London	9.6
North East	6.2
North West	5.8
Central London	5.8
Yorkshire and Humberside	5.6
Scotland	5.2
Other	5.9

### TOP 10 HOLDINGS (£M)

Lichfield- Fradley Park	150-200
Dunstable- Woodside Industrial Estate	100-125
Gateshead- Follingsby Park	90-100
Birmingham- One Colmore Square	80-90
London- Priestley Way, Staples Corner	70-80
Exeter- Into Exeter	70-80
Leeds- Birstall Shopping Park, Birstall	60-70
Hammersmith- The Aircraft Factory	60-70
Cambridge- 214, 216, 240, 220 And 230 Cambridge Science Park	60-70
Hampton By Hilton Stansted	40-50

### PROPERTY CHARACTERISTICS

No. of assets	98
No. of physical properties	97
Void rate ex. development	4.7%
Average lease length	6.8 years
Average lot size	£20.2m
Net initial yield	4.8%
Property expense ratio	0.31%

We embed ESG in all that we do and achieve excellent GRESB ratings.



Michael Barrie

Matt Jarvis



### FUND MANAGERS

Michael Barrie is co-fund manager for the UK Property Fund and is also a Director of Legal & General Property Division. He joined Legal & General Property in 2005 from F&C Property Asset Management. Michael has a postgraduate diploma in property investment from Reading University. Matt Jarvis joined Legal & General Property as an Asset Manager in November 2004 and is Co-Fund Manager of the UK Property Fund, having previously been a Commercial Valuer with Jones Lang LaSalle. Matt holds a degree in Land Management from Reading University. They are both members of the Royal Institution of Chartered Surveyors (MRICS).

**KEY RISKS**

- The value of an investment and any income taken from it is not guaranteed and can go down as well as up; you may not get back the amount you originally invested.
- The Fund invests in assets that may at times be hard to sell. This means that there may be occasions when you experience a delay or receive less than you might otherwise expect when selling your investment.
- The fund manager runs a fund to meet its objective and you should expect a fund's investments to change over time. The fund's level of risk may also change in the future. At times it may be difficult for the fund to make investments or sell assets to meet investors' requests to buy/sell shares. Where this occurs the fund may experience reduced investment performance for a period or have difficulty paying proceeds to investors who wish to sell shares. Property can be difficult to buy or sell. This could mean: cash builds up waiting to be invested, so the fund will underperform when property returns are greater than the interest earned; and/or property may have to be sold for less than expected. If an exceptional amount of withdrawals are requested, the fund manager may be forced to sell properties quickly. This could mean that properties are sold for less than expected which would reduce the value of your investment. In times of market uncertainty or if an exceptional amount of withdrawals are requested it may become less easy for your fund to sell properties and the Manager may defer withdrawals, or suspend dealing. The Manager can only delay paying out if it is in the interests of all investors and with the permission of the fund trustee or depository. Rental growth is not guaranteed and unpaid rent could affect the performance of your investment. The value of property is generally a matter of valuer's opinion rather than fact and the true value of a property may not be recognised until the property is sold. In certain circumstances we may not be able to obtain a valuer's opinion and will apply our own valuation. The fund will undertake development of properties where the full benefits of any increases in the value of the property or the income earned from it are not received until completion. While any development is taking place, the fund is at risk from delays, increased costs or not achieving the predicted improvement in increasing the value of the property or rent received.
- The fund could lose money if any institution providing services such as acting as counterparty to derivatives or other instruments, becomes unwilling or unable to meet its obligations to the fund.
- Derivatives are highly sensitive to changes in the value of the asset on which they are based and can increase the size of losses and gains.

For more information, please refer to the key investor information document on our website [↗](#)

**LATEST DISTRIBUTION INFORMATION**

For distributing unit classes, the latest payments are shown below. Please note that these payments are not guaranteed and are at the discretion of the manager.

Type	Ex-div date	Pay date	Pence per unit
Interim	29 May 20	28 Jul 20	0.03p
Interim	02 Mar 20	28 Apr 20	0.41p
Final	29 Nov 19	28 Jan 20	0.40p
Interim	29 Aug 19	28 Oct 19	0.35p

The distributions shown are the total of the PAIF's three income streams: Interest, Dividend, and Property Rental Income net of 20% Income tax (only on Property Income stream). Calculation Lipper.

**PERFORMANCE INFORMATION**

This fund was launched on 24 May 2014 following a restructure of the previous property unit trust. The performance shown combines the past performance of this fund with the performance of the equivalent class in the previous property unit trust.

During the period following the EU referendum (June to September 2016) the manager applied fair value adjustments to the property values in the fund. The fair value adjustments marked down the value of the properties to reflect what the manager believed to be fair value of the properties until the valuation agent regained confidence in the property valuations.



**SPOTLIGHT ON LEGAL & GENERAL INVESTMENT MANAGEMENT**

We are one of Europe's largest asset managers and a major global investor, with assets under management of £1,240.6 billion (as at 30 June 2020). We work with a wide range of global clients, including pension schemes, sovereign wealth funds, fund distributors and retail investors.

Source: LGIM internal data as at 30 June 2020. The AUM disclosed aggregates the assets managed by LGIM in the UK, LGIMA in the US and LGIM Asia in Hong Kong. The AUM includes the value of securities and derivatives positions.

**DEALING INFORMATION**

Valuation frequency	Daily, 12pm (UK time)
Dealing frequency	Daily
Settlement period	T+4

**CODES**

<b>ISIN</b>	C Acc	GB00BLM78D49
	C Inc	GB00BLM78C32
<b>SEDOL</b>	C Acc	BLM78D4
	C Inc	BLM78C3
<b>Bloomberg</b>	C Acc	LGPTFCA LN
	C Inc	LGPTFCI LN

**TO FIND OUT MORE**

 Visit [www.legalandgeneral.com](http://www.legalandgeneral.com)

 Call **0370 050 0955**

 Email [investments@landg.com](mailto:investments@landg.com)

Lines are open Monday to Friday 8.30am to 6.00pm. We may record and monitor calls. Call charges will vary.

**Important information**

Copyright © 2020 Legal & General. This document is subject to copyright. Any unauthorised use is strictly prohibited. All rights are reserved. Issued by Legal & General (Unit Trust Managers) Limited as management company for this fund. Registered in England and Wales No. 01009418. Registered Office: One Coleman Street, London, EC2R 5AA. Authorised and Regulated by the Financial Conduct Authority No. 119273. We are members of the Investment Association. All features described in this fact sheet are those current at the time of publication and may be changed in the future. Nothing in this fact sheet should be construed as advice and it is therefore not a recommendation to buy or sell investments. If in doubt about the suitability of this product, you should seek professional advice. No investment decisions should be made without first reviewing the key investor information document of the Fund ("KIID") which can be obtained from [www.legalandgeneral.com](http://www.legalandgeneral.com). This fact sheet is only directed at investors resident in jurisdictions where this fund is registered for sale. It is not an offer or invitation to persons outside of those jurisdictions. We reserve the right to reject any applications from outside of such jurisdictions.