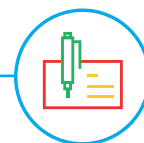


L&G Euro Corporate Bond Fund

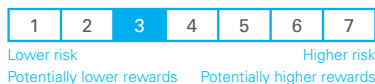
SICAV (UCITS compliant) R-Class EUR Acc



FUND AIM

The Fund aims to produce a return derived from capital growth and income by investing predominantly in Euro denominated fixed income securities.

RISK AND REWARD PROFILE



The synthetic risk and reward indicator (SRRI) is based on the historic volatility of the fund's value and it may change in the future.

The fund is in category 3 because it invests in company or government bonds which are sensitive to changes in interest rates, inflation and credit. This can be driven by political and economic changes and other significant events and may cause the value to fluctuate.

For more information, please refer to the Key Risks section on page 3.

WHO IS THIS FUND FOR?

- This fund is designed for investors looking for income or growth from an investment in fixed income securities
- Although investors can take their money out at any time, this fund may not be appropriate for those who plan to withdraw their money within five years
- This fund is not designed for investors who cannot afford more than a minimal loss of their investment
- If you do not understand this document we recommend you seek additional information to help you decide if this fund is right for you

FUND FACTS

Fund size €118.1m	Base currency EUR	Share class benchmark Markit iBoxx Euro Corporates TR EUR	
Launch date 25 Nov 2013	Domicile Luxembourg	Modified duration 4.79 years	Gross redemption yield 1.39% (unhedged)

COSTS

Initial charge 0.00%	Ongoing charge 0.50%
Price basis Single- full swing	Dilution adjustment 0.32%- round trip

PERFORMANCE (%)



	1m	3m	1y	3y	Launch
■ Fund	1.03	2.65	2.39	2.31	2.42
■ Benchmark	1.38	3.22	2.31	2.17	2.36
Relative	-0.35	-0.57	+0.08	+0.14	+0.06

12 MONTH PERFORMANCE TO MOST RECENT QUARTER (%)

12 months to 31 March	2019	2018	2017	2016	2015
Fund	2.39	1.88	2.67	0.14	-
Benchmark	2.31	1.70	2.50	0.36	-
Relative	+0.08	+0.18	+0.17	-0.22	-

All performance periods over a year will be annualised. Performance for the R EUR Acc share class in EUR, launched on 25 July 2014. Source: Lipper. Performance assumes all fund charges have been taken and that all income generated by the investments, after deduction of tax, remains in the fund. This fund has adopted a single swinging price, this means that on any given day the single dealing price will be set at either bid, offer or somewhere in between, based on whether there was a net inflow or outflow into or out of the Fund. The past performance depicted in this factsheet is based on that dealing price and therefore may appear more volatile than it would otherwise be if we were to show the notional bid or offer performance, this is as a result of the daily swing.

Past performance is not a guide to the future.

FUND SNAPSHOT

- Aims to produce a return derived from capital growth and income
- Invests predominantly in a variety of euro denominated fixed interest instruments
- May also invest in asset-backed securities such as mortgage-backed securities and consumer loans

PORTFOLIO BREAKDOWN

All data source LGIM unless otherwise stated. Totals may not sum due to rounding.



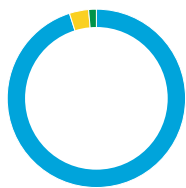
■ Top 10 issuers 25.4%
■ Rest of portfolio 74.6%
No. of issuers 128

TOP 10 ISSUERS (%)

Bundesrepublik Deutschland	8.0
Banque Federative Du Credit Mutuel	3.0
Caisse Nationale De Credit Agricole	2.5
Deutsche Bank AG	2.3
UBS AG London 1.25% 2020	1.7
Volkswagen AG	1.7
Rabobank Nederland	1.7
Societe Generale SA	1.6
SNS Bank Nederland	1.5
ABN Amro Bank NV	1.5

TOP SECTOR OVER/UNDERWEIGHTS (%)

	Fund	Benchmark	Relative
Sovereign	8.0	-	8.0
Banks	35.0	28.1	6.9
Cash and Equivalents	5.7	-	5.7
Covered	1.0	-	1.0
Utilities	11.5	11.2	0.3
Technology	2.5	2.3	0.1
Consumer Services	2.7	3.4	-0.7
Insurance	3.4	5.1	-1.7
Telecommunications	5.5	7.2	-1.7
Real Estate	2.2	4.1	-1.9
Health Care	2.6	5.2	-2.6
Industrials	6.0	8.9	-2.9
Oil & Gas	1.7	4.7	-3.0
Consumer Goods	9.1	14.2	-5.1



CURRENCY (%)

■ EUR	95.1
■ USD	3.5
■ GBP	1.4

This is the currency breakdown before allowing for any hedging the fund may use. We aim to hedge the portfolio 100% back to the base currency.

CREDIT RATING (%)

	Fund	Benchmark	Relative
AAA	9.0	0.5	8.5
AA	7.3	11.0	-3.7
A	35.4	39.1	-3.7
BBB	38.5	49.5	-10.9
BB	3.4	-	3.4
B	0.7	-	0.7
NR	0.0	-	-
Cash	5.7	-	5.7

FUND MANAGER COMMENTARY

March was dominated by dovish monetary policy and yield curve flattening. US credit markets struggled to keep up with the large government bond rally, leading to some modest spread widening. This also weighed on emerging market debt. European credit generally ended the month tighter, boosted by the hope of continued supportive central bank policy.

In March, euro spreads traded sideways initially and ended the month slightly tighter. We have seen supply pick up in 2019, with most deals heavily oversubscribed. Portfolio performance benefitted from exposure to corporate hybrids and subordinated banking sectors. However, selected single name CDS positions detracted from performance. Our overall exposure to financials also detracted, with non-financial bonds outperforming, partially helped by the move lower in rates.

Looking ahead, with dovish central banks and reasonably solid economic data, risky asset classes remain supported. There are some areas of economic concern, notably across European manufacturing, but rebounding activity in China could help. We remain cautious over the longer term given central banks' inability to normalise their policy in a world of excess debt and disappointing productivity. In the shorter term, the focus is on valuations getting less attractive in the current 'search for yield' environment.



Marc Rovers



Matthew Rees

FUND MANAGERS

Marc joined LGIM in May 2012. Marc started in the industry in 1995 as a portfolio manager at ABP investments (now APG). He holds an MSc in economics and is a Certified European Financial Analyst (CEFA).

Matthew joined LGIM in March 2009. Matthew has more than 23 years' experience in financial services and graduated from the University of York with a BA (hons) in English.

KEY RISKS

- The value of an investment and any income taken from it is not guaranteed and can go down as well as up. You may not get back the amount you originally invested.
- This fund holds bonds that are traded through agents, brokers or investment banks matching buyers and sellers. This makes the bonds less easy to buy and sell than investments traded on an exchange. In exceptional circumstances the fund may not be able to sell bonds and may defer withdrawals, or suspend dealing. The Directors can only delay paying out if it is in the interests of all investors and with the permission of the fund depositary.
- The fund invests directly or indirectly in bonds which are issued by companies or governments. If these companies or governments experience financial difficulty, they may be unable to pay back some or all of the interest, original investment or other payments that they owe. If this happens, the value of the fund may fall.
- The fund could lose money if any institution providing services such as acting as counterparty to derivatives or other instruments, becomes unwilling or unable to meet its obligations to the fund.
- Derivatives are highly sensitive to changes in the value of the asset on which they are based and can increase the size of losses and gains.
- The fund may have underlying investments that are valued in currencies that are different from the currency of this share class. Exchange rate fluctuations will impact the value of your investment. Currency hedging techniques may be applied to reduce this impact but may not entirely eliminate it.
- We may take some or all of the ongoing charges from the fund's capital rather than the fund's income. This increases the amount of income, but it reduces the growth potential and may lead to a fall in the value of the fund.
- Investment returns on bonds are sensitive to trends in interest rate movements. Such changes will affect the value of your investment.

For more information, please refer to the key investor information document on our website [↗](#)

TO FIND OUT MORE

Legal & General SICAV
C/O Northern Trust Global Services SE
6 rue Lou Hemmer L-1748
Senningerberg Grand-Duché de Luxembourg

 Visit www.lgim.com

 Call **+352 276 222 514** We may record and monitor calls. Call charges will vary.

 Email LGIM-TALUX@ntrs.com



SPOTLIGHT ON LEGAL & GENERAL INVESTMENT MANAGEMENT

We are one of Europe's largest asset managers and a major global investor, with assets under management of €1,113.61 billion (as at 30 June 2018). We work with a wide range of global clients, including pension schemes, sovereign wealth funds, fund distributors and retail investors.

Assets under management include derivative positions and assets managed by LGIMA, an SEC Registered Investment Advisor.






DEALING INFORMATION

Valuation frequency	Daily, 16:00 CET
Dealing frequency	Each Business Day
Settlement period	T+3
Administrator/Custodian	Northern Trust

CODES

ISIN	R EUR Acc	LU0984223825
	R EUR Dist	LU0984224047
Bloomberg	R EUR Acc	LGECREA LX
	R EUR Dist	LGECREI LX

COUNTRY REGISTRATION

 Belgium	 Luxembourg
 Netherlands	 Switzerland
 United Kingdom	

Important information

Issued by LGIM Managers (Europe) Limited as management company for this fund. Registered in Ireland No. 609677. Registered Office: 33/34 Sir John Rogerson's Quay, Dublin, 2, Ireland. Authorised and Regulated by the Central Bank of Ireland No. C173733. Legal & General Investment Management Limited has been appointed as the discretionary investment manager for this fund, it is authorised and regulated by the Financial Conduct Authority No. 119272. All features described in this factsheet are those current at the time of publication and may be changed in the future. Nothing in this factsheet should be construed as advice and it is therefore not a recommendation to buy or sell securities. If in doubt about the suitability of this product, you should seek professional advice. No investment decisions should be made without first reviewing the key investor information document of the Fund ("KIID") which can be obtained from www.lgim.com. This factsheet is only directed at investors resident in jurisdictions where this fund is registered for sale. It is not an offer or invitation to persons outside of those jurisdictions. We reserve the right to reject any applications from outside of such jurisdictions. The state of the origin of the fund is Luxembourg. In Switzerland, the representative is ACOLIN Fund Services AG, Leutschenbachstrasse 50, CH-8050 Zurich, whilst the paying agent is NPB Neue Privat Bank AG, Limmatquai 1/am Bellevue, P.O. Box, CH-8024 Zurich. The prospectus, the Key Investor Information Documents, the articles of incorporation as well as the annual and semi-annual reports may be obtained free of charge from the representative. In respect of the shares distributed in or from Switzerland, the place of performance and jurisdiction is at the registered office of the representative. Past performance is no indication of current or future performance. The performance data do not take account of the commissions and costs incurred on the issue and redemption of shares.

The Markit iBoxx index referenced herein is the intellectual property of Markit Indices Limited ("Markit") and is used under license. The Fund is not sponsored, endorsed, or promoted by Markit. Markit makes no representations or warranties as to the index including those of merchantability or fitness for a particular purpose or use, or the accuracy and/or completeness of the index or any data included therein.

Internal Fund Code: 5404