



# L&G Global Small Cap Equity Index Fund

ICAV (UCITS compliant) C-Class GBP (Unhedged) Acc

## FUND AIM

The investment objective of the Fund is to provide investors with a return in line with the performance of the developed world small cap equity market as represented by the MSCI World Small Cap Index (USD) (the "Index").

## RISK AND REWARD PROFILE



The synthetic risk and reward indicator (SRRI) is based on the historic volatility of the fund's value and it may change in the future.

The fund is in category 5 because it invests in company shares which are sensitive to variations in the stock market. The value of company shares can change substantially over short periods of time.

For more information, please refer to the Key Risks section on page 3.

## WHO IS THIS FUND FOR?

- This fund is designed for investors looking for growth from an investment in company shares from global stock markets
- Although investors can take their money out at any time, this fund may not be appropriate for those who plan to withdraw their money within five years
- This fund is not designed for investors who cannot afford more than a minimal loss of their investment
- If you do not understand this document we recommend you seek additional information to help you decide if this fund is right for you

## FUND FACTS

|                             |                                       |
|-----------------------------|---------------------------------------|
| Fund size<br><b>£186.2m</b> | Fund launch date<br><b>8 Jun 2017</b> |
| Base currency<br><b>USD</b> | Domicile<br><b>Ireland</b>            |

## COSTS

|   |  |
|---|--|
| Initial charge<br><b>0.00%</b>              | Ongoing charge<br><b>0.20%</b>             |
| Price basis<br><b>Single- dilution levy</b> | Dilution levy<br><b>0.126%- round trip</b> |

## BENCHMARK

Index  
**MSCI World Small Cap Index (USD)\***

**\*The benchmark performance shown below is in GBP for this share class.**

## PERFORMANCE (%)



|                   | 1m    | 3m    | 1y    | 3y | Launch |
|-------------------|-------|-------|-------|----|--------|
| Fund              | 9.22  | -0.54 | -0.29 | -  | 0.54   |
| Index             | 9.24  | -0.59 | -0.28 | -  | 0.61   |
| Relative to Index | -0.02 | 0.05  | -0.01 | -  | -0.07  |

## FUND SNAPSHOT

- **What does it invest in?** Invests primarily in shares that make up the index, issued by smaller companies from developed markets. The Fund may also use derivatives.
- **How does it invest?** Passively managed, aiming to replicate the performance of the index.

## 12 MONTH PERFORMANCE TO MOST RECENT QUARTER (%)

| 12 months to 31 March | 2020   | 2019  | 2018 | 2017 | 2016 |
|-----------------------|--------|-------|------|------|------|
| Fund                  | -18.43 | 6.01  | -    | -    | -    |
| Index                 | -18.44 | 6.16  | -    | -    | -    |
| Relative to Index     | 0.01   | -0.15 | -    | -    | -    |

All performance periods over a year will be annualised. Performance for the C GBP (Unhedged) Acc share class in GBP, launched on 09 March 2018. Source: Lipper. Performance assumes all fund charges have been taken and that all income generated by the investments, after deduction of tax, remains in the fund.

**Past performance is not a guide to the future.**



## PORTFOLIO BREAKDOWN

All data sources are a combination of LGIM and the Fund Accountant unless otherwise stated. Totals may not sum due to rounding.



### SECTOR (%)

|                        |      |
|------------------------|------|
| Industrials            | 17.1 |
| Information Technology | 14.7 |
| Health Care            | 13.2 |
| Financials             | 12.2 |
| Consumer Discretionary | 11.6 |
| Real Estate            | 10.5 |
| Materials              | 7.3  |
| Consumer Staples       | 4.9  |
| Communication Services | 3.6  |
| Utilities              | 2.9  |
| Energy                 | 2.0  |

### COUNTRY (%)

|                |      |
|----------------|------|
| United States  | 55.7 |
| Japan          | 13.1 |
| United Kingdom | 6.3  |
| Canada         | 3.7  |
| Australia      | 3.3  |
| Sweden         | 2.8  |
| Germany        | 2.6  |
| Switzerland    | 2.3  |
| Italy          | 1.3  |
| Other          | 8.8  |



■ Top 10 holdings 2.2%  
 ■ Rest of portfolio 97.8%  
 No. of holdings in fund 4,123  
 No. of holdings in index 4,263

### TOP 10 HOLDINGS (%)

|                             |     |
|-----------------------------|-----|
| Coupa Software Inc          | 0.3 |
| Masimo Corp                 | 0.2 |
| The Trade Desk Inc- Class A | 0.2 |
| Teladoc Health Inc          | 0.2 |
| Fair Isaac Corp             | 0.2 |
| Catalent Inc                | 0.2 |
| Pool Corp                   | 0.2 |
| Molina Healthcare Inc       | 0.2 |
| Horizon Therapeutics Plc    | 0.2 |
| Zendesk Inc                 | 0.2 |

Celebrating  
**25+**  
 Years

### INDEX FUND MANAGEMENT TEAM

The Index Fund Management team comprises 25 fund managers, supported by two analysts. Management oversight is provided by the Global Head of Index Funds. The team has average industry experience of 15 years, of which seven years has been at LGIM, and is focused on achieving the equally important objectives of close tracking and maximising returns.

**KEY RISKS**

- The value of an investment is not guaranteed and can go down as well as up; you may not get back the amount you originally invested.
- The fund invests in smaller companies. Investments in smaller companies tend to be riskier than investments in larger companies because they can: be harder to buy and sell; or go up and down in value more often and by larger amounts, especially in the short term. In times of market uncertainty or if an exceptional amount of withdrawals are requested it may become less easy for your fund to sell investments and the Manager may defer withdrawals, or suspend dealing. The Manager can only delay paying out if it is in the interests of all investors and with the permission of the fund trustee or depositary.
- The fund could lose money if any institution providing services such as acting as counterparty to derivatives or other instruments, becomes unwilling or unable to meet its obligations to the fund.
- Derivatives are highly sensitive to changes in the value of the asset on which they are based and can increase the size of losses and gains.
- The fund may have underlying investments that are valued in currencies that are different from the currency of this share class. Exchange rate fluctuations will impact the value of your investment. Currency hedging techniques may be applied to reduce this impact but may not entirely eliminate it.
- We may take some or all of the ongoing charges from the fund's capital rather than the fund's income. This increases the amount of income, but it reduces the growth potential and may lead to a fall in the value of the fund.

For more information, please refer to the key investor information document on our website [↗](#)

**TO FIND OUT MORE**

Legal & General ICAV  
C/O Northern Trust International Fund Administration Services (Ireland) Limited  
George's Court, 54-62 Townsend Street  
Dublin 2 Ireland

 Visit [www.lgim.com](http://www.lgim.com)

 Call **+353 1 434 5080** We may record and monitor calls. Call charges will vary.

 Email [LGIM\\_ta\\_queries@ntrs.com](mailto:LGIM_ta_queries@ntrs.com)

**SPOTLIGHT ON LEGAL & GENERAL INVESTMENT MANAGEMENT**

We are one of Europe's largest asset managers and a major global investor, with assets under management of £1,196.2 billion (as at 31 December 2019). We work with a wide range of global clients, including pension schemes, sovereign wealth funds, fund distributors and retail investors.

Source: LGIM internal data as at 31 December 2019. The AUM disclosed aggregates the assets managed by LGIM in the UK, LGIMA in the US and LGIM Asia in Hong Kong. The AUM includes the value of securities and derivatives positions.

**DEALING INFORMATION**










|                         |                                |
|-------------------------|--------------------------------|
| Valuation frequency     | Daily, 22:30 Irish time        |
| Dealing frequency       | Each Irish and UK Business Day |
| Settlement period       | T+2                            |
| Administrator/Custodian | Northern Trust                 |

**CODES**

**ISIN** IE00BG0VVG79

**Bloomberg** LGGSCGA ID

**COUNTRY REGISTRATION**

|   |   |
|---|---|
|  Denmark        |  Finland     |
|  Ireland        |  Italy       |
|  Netherlands    |  Norway      |
|  Sweden         |  Switzerland |
|  United Kingdom |   |

**Important information**

Copyright © 2020 Legal & General. This document is subject to copyright. Any unauthorised use is strictly prohibited. All rights are reserved. Issued by LGIM Managers (Europe) Limited as management company for this fund. Registered in Ireland No. 609677. Registered Office: 33/34 Sir John Rogerson's Quay, Dublin, 2, Ireland. Authorised and Regulated by the Central Bank of Ireland No. C173733. Legal & General Investment Management Limited has been appointed as the discretionary investment manager for this Fund, it is authorised and regulated by the Financial Conduct Authority No. 119272. We are a member of the Irish Funds Association. All features described in this factsheet are those current at the time of publication and may be changed in the future. Nothing in this factsheet should be construed as advice and it is therefore not a recommendation to buy or sell securities. If in doubt about the suitability of this product, you should seek professional advice. No investment decisions should be made without first reviewing the key investor information document of the Fund ("KIID") which can be obtained from [www.lgim.com](http://www.lgim.com). This factsheet is only directed at investors resident in jurisdictions where this fund is registered for sale. It is not an offer or invitation to persons outside of those jurisdictions. We reserve the right to reject any applications from outside of such jurisdictions.

This is an advertising document. The state of the origin of the fund is Ireland. In Switzerland, the representative is ACOLIN Fund Services AG, Leutschenbachstrasse 50, CH-8050 Zurich, whilst the paying agent is NPB Neue Privat Bank AG, Limmatquai 1/am Bellevue, P.O. Box, CH-8024 Zurich. The prospectus, the key information documents or the key investor information documents, the articles of association as well as the annual and semi-annual reports may be obtained free of charge from the representative. Past performance is no indication of current or future performance. The performance data do not take account of the commissions and costs incurred on the issue and redemption of units.

The funds shall or securities referred to herein are not sponsored, endorsed, or promoted by MSCI, and MSCI bears no liability with respect to any such funds or securities or any index on which such funds or securities are based. The Prospectus contains a more detailed description of the limited relationship MSCI has with Legal & General Investment Management Limited and its affiliates and any related funds.

**Internal Fund Code: 8618**