

Legal & General Global 100 Index Trust



Unit Trust (UK UCITS compliant) F-Class GBP

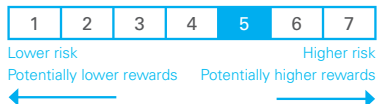
Base currency: **GBP**

Domicile: **UK**

FUND AIM

The objective of the Fund is to provide growth by tracking the capital performance of the S&P Global 100 Index (the "Index"). This objective is after the deduction of charges and taxation.

RISK AND REWARD PROFILE



The synthetic risk and reward indicator (SRRI) is based on the historic volatility of the fund's value and it may change in the future.

The fund is in category 5 because it invests in company shares which are sensitive to variations in the stock market. The value of company shares can change substantially over short periods of time.

For more information, please refer to the Key Risks section on page 4.

WHO IS THIS FUND FOR?

- This fund may be suitable for investors looking for growth by tracking the top 100 shares in companies of major importance across all geographical areas as represented by the index.
- Although investors can take their money out at any time, this fund may not be appropriate for those who plan to withdraw their money within five years.
- This fund is not designed for investors who cannot afford more than a minimal loss of their investment.
- If you do not understand this document we recommend you seek additional information to help you decide if this fund is right for you.

FUND FACTS

Fund size £449.4m	Fund launch date 4 Nov 2002
Historical yield 1.3%	

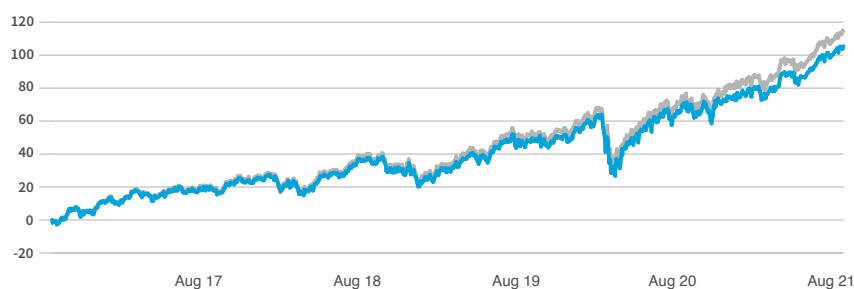
COSTS

Initial charge 0.00%	Ongoing charge 0.38%
Price basis Single swing	Dilution adjustment 0.14% - round trip

BENCHMARKS

Target benchmark
S&P Global 100 Index

PERFORMANCE (%)



	1 month	3 months	1 year	3 years	5 years
■ Fund	3.57	9.98	22.53	51.10	107.23
■ Index	3.85	11.41	24.79	55.99	116.39
Relative to Index	-0.28	-1.43	-2.26	-4.89	-9.16

12 MONTH PERFORMANCE TO MOST RECENT QUARTER (%)

12 months to 30 June	2021	2020	2019	2018	2017
Fund	22.46	12.08	11.80	10.00	26.58
Index	22.81	13.86	13.59	10.42	24.82
Relative to Index	-0.35	-1.78	-1.79	-0.42	1.76

Performance for the F Inc unit class in GBP, launched on 20 December 2012. Source: Lipper. Performance assumes all fund charges have been taken and that all income generated by the investments, after deduction of tax, remains in the fund.

Past performance is not a guide to the future.

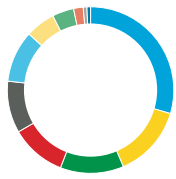
FUND SNAPSHOT

- **What does it invest in?** Invests in the shares of 100 companies of major importance across all geographical areas, as represented by the Index.
- **How does it invest?** Passively managed, aiming to replicate the performance of the Index.



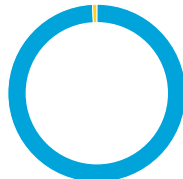
PORTFOLIO BREAKDOWN

All data sources are a combination of LGIM and the Fund Accountant unless otherwise stated. Totals may not sum to due to rounding. In order to minimise transaction costs, the Fund will not always own all the assets that constitute the index and on occasion it will own assets that are not in the index. The number of fund holdings can also differ from the index due to corporate events and proxy holdings.



SECTOR (%)

Information Technology	29.6
Consumer Discretionary	14.0
Health Care	12.3
Consumer Staples	10.8
Financials	10.1
Communication Services	10.0
Industrials	5.8
Energy	4.2
Materials	1.9
Utilities	0.7
Real Estate	0.7



MARKET CAPITALISATION (%)

Large	99.2
Mid	0.8



■ Top 10 holdings 52.0%
■ Rest of portfolio 48.0%

No. of holdings in fund 107
No. of holdings in index 103

TOP 10 HOLDINGS (%)

Apple Inc	12.6
Microsoft Corp	12.1
Amazon.Com Inc	7.8
Alphabet Cl A	4.6
Alphabet Cl C	4.4
JPMorgan Chase & Co	2.6
Johnson & Johnson	2.4
Nestle	1.9
Procter & Gamble Company	1.9
Samsung Electronics Co Ltd	1.8

COUNTRY (%)

United States	73.1
United Kingdom	6.7
Switzerland	5.7
France	4.4
Germany	3.2
Japan	3.2
Korea	1.8
Spain	0.8
Australia	0.5
Netherlands	0.5

Celebrating
25+
Years

INDEX FUND MANAGEMENT TEAM

The Index Fund Management team comprises 25 fund managers, supported by two analysts. Management oversight is provided by the Global Head of Index Funds. The team has average industry experience of 15 years, of which seven years has been at LGIM, and is focused on achieving the equally important objectives of close tracking and maximising returns.

ENVIRONMENTAL PERFORMANCE

Carbon dioxide (CO₂) is the most significant contributor to greenhouse gas emissions which are driving climate change.



1,524
Tonnes

CO₂eⁱ per \$1 million EVIC

CARBON RESERVES

Carbon reserves are fossil fuels (coal, oil and gas) which, if burnt, will become the carbon emissions of the future. To meet global climate change targets, the unabated use of fossil fuels is expected to decline over time.

The figure is a measure of the size of carbon reserves held by the fund's underlying companies.



63
Tonnes

CO₂e per \$1 million of revenues

CARBON EMISSIONS

Following the global Paris Agreement on climate change, companies in all sectors are expected to reduce their emissions to prepare and adapt for a low-carbon economy.

Carbon emissions intensity describes the relationship between the carbon emissions of a company and its salesⁱⁱ.

NOTES

ⁱ Carbon dioxide equivalent (CO₂e) is a standard unit to compare the emissions of different greenhouse gases.

ⁱⁱ The choice of this metric follows best practice recommendations from the **Task Force on Climate-related Financial Disclosures**.

Trucost: Source: S&P Trucost Limited © Trucost 2019. All rights in the Trucost Data and Reports vest in Trucost and/or its licensors. Neither Trucost, nor its affiliates, nor its licensors accept any liability for any errors, omissions or interruptions in the Trucost Data and/or Reports. No further distribution of the Data and/or Reports is permitted without Trucost's express written consent.

The calculations above rely on third party data provided at a point in time that may not cover the entirety of the fund's investments or the fund's benchmark (against which the fund's performance is measured). As a result, what we may report may change as third party data changes and may also differ from other third party calculations.

Refinitiv: Source: Refinitiv ESG



For further information please go to www.lgim.com/esginfo

KEY RISKS

- The value of an investment and any income taken from it is not guaranteed and can go down as well as up; you may not get back the amount you originally invested.
- The fund could lose money if any institution providing services such as acting as counterparty to derivatives or other instruments, becomes unwilling or unable to meet its obligations to the fund.
- Derivatives are highly sensitive to changes in the value of the asset on which they are based and can increase the size of losses and gains.
- The fund may have underlying investments that are valued in currencies that are different from sterling (British pounds). Exchange rate fluctuations will impact the value of your investment. Currency hedging techniques may be applied to reduce this impact but may not entirely eliminate it.

For more information, please refer to the key investor information document on our website [↗](#)

LATEST DISTRIBUTION INFORMATION

For distributing unit classes, the latest payments are shown below. Please note that these payments are not guaranteed, are at the discretion of the manager and may be paid out of capital.

Type	Ex-div date	Pay date	Pence per unit
Interim	16 Jun 21	13 Aug 21	1.42p
Final	16 Dec 20	15 Feb 21	0.89p
Interim	16 Jun 20	15 Aug 20	1.38p
Final	16 Dec 19	15 Feb 20	0.97p



SPOTLIGHT ON LEGAL & GENERAL INVESTMENT MANAGEMENT

We are one of Europe’s largest asset managers and a major global investor, with assets under management of £1,326.8 billion (as at 30 June 2021). We work with a wide range of global clients, including pension schemes, sovereign wealth funds, fund distributors and retail investors.

Source: LGIM internal data as at 30 June 2021. The AUM disclosed aggregates the assets managed by LGIM in the UK, LGIMA in the US and LGIM Asia in Hong Kong. The AUM includes the value of securities and derivatives positions.

DEALING INFORMATION

Valuation frequency	Daily, 3pm (UK time)
Dealing frequency	Daily
Settlement period	T+4

CODES

ISIN	F Acc	GB00B7Y7LN50
	F Inc	GB00B8B5XP41
SEDOL	F Acc	B7Y7LN5
	F Inc	B8B5XP4
Bloomberg	F Acc	LGGLBFA LN
	F Inc	LGGLBFI LN

TO FIND OUT MORE

 Visit www.legalandgeneral.com

 Call **0370 050 0955**

 Email investments@landg.com

Lines are open Monday to Friday 8.30am to 6.00pm. We may record and monitor calls. Call charges will vary.

Important information

Copyright © 2021 Legal & General. This document is subject to copyright. Any unauthorised use is strictly prohibited. All rights are reserved. Issued by Legal & General (Unit Trust Managers) Limited as management company for this fund. Registered in England and Wales No. 01009418. Registered Office: One Coleman Street, London, EC2R 5AA. Authorised and Regulated by the Financial Conduct Authority No. 119273. We are members of the Investment Association. All features described in this fact sheet are those current at the time of publication and may be changed in the future. Nothing in this fact sheet should be construed as advice and it is therefore not a recommendation to buy or sell investments. If in doubt about the suitability of this product, you should seek professional advice. No investment decisions should be made without first reviewing the key investor information document of the Fund (“KIID”) which can be obtained from www.legalandgeneral.com. This fact sheet is only directed at investors resident in jurisdictions where this fund is registered for sale. It is not an offer or invitation to persons outside of those jurisdictions. We reserve the right to reject any applications from outside of such jurisdictions.

The S&P Global 100 Index is a product of S&P Dow Jones Indices LLC, a division of S&P Global, or its affiliates (“SPDJI”) and any associated third party licensors, and has been licensed for use by Legal & General Investment Management (“LGIM”). Standard & Poor’s® and S&P® are registered trademarks of Standard & Poor’s Financial Services LLC, a division of S&P Global (“S&P”); Dow Jones® is a registered trademark of Dow Jones Trademark Holdings LLC (“Dow Jones”); Any third party licensor trademarks are trademarks of the third party licensor and these trademarks have been licensed for use by SPDJI and sublicensed for certain purposes by LGIM. LGIM’s product, or that of its affiliates, is not sponsored, endorsed, sold or promoted by SPDJI, Dow Jones, S&P, their respective affiliates, or the third party licensor and none of such parties make any representation regarding the advisability of investing in such product(s) nor do they have any liability for any errors, omissions, or interruptions of the index.