



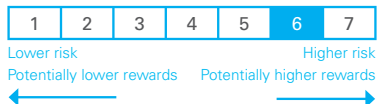
# L&G Cyber Security UCITS ETF

ETF (UCITS compliant) USD Accumulating ETF Class

## FUND AIM

The L&G Cyber Security UCITS ETF (the "ETF") aims to track the performance of the ISE Cyber Security® UCITS Index (the "Index"). More information on the Index can be found on page 2 of this document.

## RISK AND REWARD PROFILE



This ETF is rated 6 due to the nature of its investments and its risks.

The rating is calculated based on historical data and may not be a reliable indication of the ETF's future risk profile.

The risk category may shift over time.

The lowest category on the above scale does not mean "risk free."

## WHO IS THIS FUND FOR?

- This ETF is designed for investors looking to grow their money in an investment which can form part of their existing savings portfolio
- Although investors can take their money out at any time, this ETF may not be appropriate for those who plan to withdraw their money within five years
- If you do not understand the information in this document, the key investor information document or the prospectus, we recommend that you seek additional information or advice to help you decide if this ETF is suitable for you.

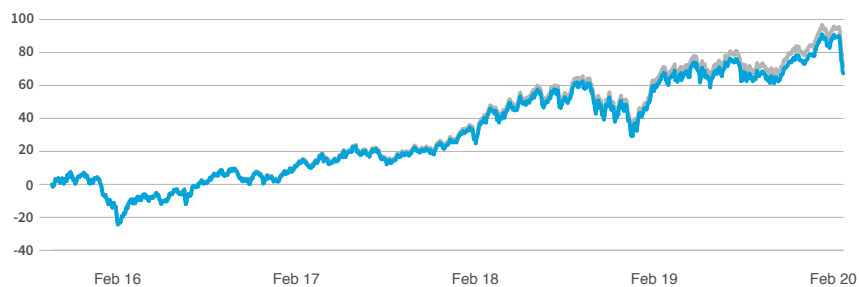
## FUND FACTS

Fund size	Base currency	Index	
\$1,107.2m	USD	ISE Cyber Security® UCITS Index Net TR USD	
Listing date	Domicile	Index ticker	Replication method
28 Sep 2015	Ireland	HURNTR	Physical - full replication

## COSTS

Total expense ratio  
**0.75%**

## PERFORMANCE (%) IN USD



	1 month	6 months	1 year	3 years	Launch
NAV	-8.52	1.42	0.68	49.05	67.23
Index	-8.69	1.44	1.31	52.36	71.99
Relative	+0.17	-0.02	-0.63	-3.31	-4.76

## FUND SNAPSHOT

- **Long-term allocation**  
Long-term megatrend that we believe is radically transforming the way we live and work
- **High growth potential**  
Aims to capture the outsized growth potential of cyber security products and services
- **Leveraging industry expertise**  
An index tracking investment strategy that is supported by a team of cyber security experts

## ANNUAL PERFORMANCE (%)

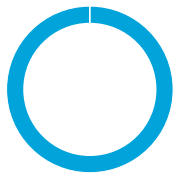
12 Months to 31 December	2019	2018	2017	2016	2015
NAV	29.96	9.12	23.40	-1.08	-
Index	31.18	10.08	24.19	-0.71	-
Relative	-1.22	-0.96	-0.79	-0.37	-

Performance for the USD Accumulating ETF class, listed on 28 September 2015. Source: Lipper. Performance assumes all ETF charges have been taken and that all income generated by the investments, after deduction of tax, remains in the ETF.

Past performance is not a guide to the future.

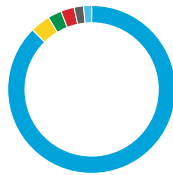
## INDEX BREAKDOWN

The breakdowns below relate to the Index. The ETF's portfolio may deviate from the below. All data source LGIM unless otherwise stated. Totals may not sum to 100% due to rounding.



### SECTOR (%)

Information Technology	100.0
------------------------	-------



### CURRENCY (%)

USD	87.5
JPY	3.8
GBP	2.6
EUR	2.6
SEK	1.8
KRW	1.6



■ Top 10 constituents **35.4%**  
 ■ Rest of Index **64.6%**  
 No. of constituents in Index **47**

### TOP 10 CONSTITUENTS (%)

CrowdStrike	4.2
NetScout Systems	3.7
NortonLifeLock	3.7
Akamai Technologies	3.5
ForeScout Technologies	3.5
Splunk	3.4
Trend Micro	3.4
Qualys	3.4
Fortinet	3.3
Check Point Software Technologies	3.3

## INDEX DESCRIPTION

The Index aims to track the performance of a basket of stocks of companies that are actively engaged in providing cyber security technology and services.

The Index is comprised of companies which are publically traded on various stock exchanges around the world that generate a material proportion of their revenues from the cyber security industry. The industry is deemed to be comprised of companies in the following two subsectors: (1) Infrastructure Providers that develop hardware and software for safeguarding internal and external access to files, websites and networks; and (2) Service Providers that provide consulting and secure cyber-based services.

A company is only eligible for inclusion in the Index if it is of a sufficient size (determined by reference to the total market value of its shares) and it is sufficiently "liquid" (a measure of how actively its shares are traded on a daily basis).

Within the Index, the weights allocated to the Infrastructure Provider and Service Provider subsectors are determined by reference to the relative size of each sector (i.e. the total market value of the shares of all companies within each subsector). Initially, the companies are equally weighted within each subsector. However, an adjustment to the weights is made if any company falls short of a liquidity test that is applied to each company individually.

## INVESTMENT MANAGER

GO ETF Solutions LLP is the investment manager for each of the exchange traded funds (ETFs) issued by Legal & General UCITS ETF Plc and is responsible for the day-to-day investment management decisions for this ETF. The team is highly experienced with respect to all aspects relating to the management of an ETF portfolio, including collateral management, OTC swap trading, adherence to UCITS regulations and counterparty exposure and monitoring.

## KEY RISKS

- The value of an investment and any income taken from it is not guaranteed and can go down as well as up; you may not get back the amount you originally invested.
- An investment in the ETF involves a significant degree of risk. Any decision to invest should be based on the information contained in the relevant prospectus. Prospective investors should obtain their own independent accounting, tax and legal advice and should consult their own professional advisers to ascertain the suitability of the ETF as an investment.
- The value of the shares in the ETF is directly affected by increases and decreases in the value of the Index. Accordingly the value of a share in the ETF may go up or down and a shareholder may lose some or the entire amount invested.
- The ETF's ability to closely track the Index will be affected by its ability to purchase and/or sell the Index constituents and any legal or regulatory restrictions or disruptions affecting them.
- The ETF's ability to closely track the Index will also be affected by transaction costs and taxes incurred when adjusting its investment portfolio generally and/or to mirror any periodic adjustments to the constituents of the Index. There can be no certainty that ETF shares can always be bought or sold on a stock exchange or that the market price at which the ETF shares may be traded on a stock exchange will reflect the performance of the Index.
- The ETF is subject to the risk that third party service providers (such as a bank entering into swaps with the ETF or the ETF's depository) may go bankrupt or fail to pay money due to the ETF or return property belonging to the ETF.
- As the Index includes micro, small and medium-sized publicly traded companies, the ETF is subject to the risk that such companies may be more vulnerable to adverse business or economic events and greater and more unpredictable price changes than larger companies or the stock market as a whole.
- The ETF is subject to the risks associated with technology-focused companies and are particularly vulnerable to rapid developments in technology (which may leave their products out-of-date), government regulation and competition from domestic and foreign competitors who may have lower production costs. Such companies may also have difficulties establishing and maintaining patents, copyrights, trademarks and trade secrets relating to their products which could negatively affect their value.

For more information, please refer to the key investor information document on our website [↗](#)

## TRADING INFORMATION

Exchange	Currency	ISIN	SEDOL	Ticker	Bloomberg
London Stock Exchange	USD	IE00BYPLS672	BYPLS67	USPY	USPY LN
London Stock Exchange	GBP	IE00BYPLS672	BYRGP36	ISPY	ISPY LN
Borsa Italiana	EUR	IE00BYPLS672	BYV7Q98	ISPY	ISPY IM
Deutsche Börse	EUR	DE000A14ZT85	BYN2022	USPY	USPY GY
SIX Swiss Exchange	CHF	IE00BYPLS672	BYSXHT6	ISPY	ISPY SW
NYSE Euronext	EUR	IE00BYPLS672	BF33SD9	ISPY	ISPY NA

The currency shown is the trading currency of the listing.



### SPOTLIGHT ON LEGAL & GENERAL INVESTMENT MANAGEMENT

We are one of Europe's largest asset managers and a major global investor, with assets under management of £1,196.2 billion (as at 31 December 2019). We work with a wide range of global clients, including pension schemes, sovereign wealth funds, fund distributors and retail investors.

Source: LGIM internal data as at 31 December 2019. The AUM disclosed aggregates the assets managed by LGIM in the UK, LGIMA in the US and LGIM Asia in Hong Kong. The AUM includes the value of securities and derivatives positions.

## COUNTRY REGISTRATION



## AVAILABILITY

ISA eligible	Yes
SIPP eligible	Yes
UK Fund Reporting Status	Yes

## TO FIND OUT MORE

 Visit [lgimETF.com](http://lgimETF.com)

 Call **0345 070 8684**

 Email [fundsales@lgim.com](mailto:fundsales@lgim.com)

Lines are open Monday to Friday 8.30am to 6.00pm. We may record and monitor calls. Call charges will vary.

**Index Disclaimer**

Nasdaq, Inc. and its respective affiliates do not guarantee the accuracy and/or the completeness of the ISE Cyber Security® UCITS Index (the "Index") or any data included therein and Nasdaq, Inc. and its respective affiliates shall have no liability for any errors, omissions, or interruptions therein. Nasdaq, Inc. and its respective affiliates make no warranty, express or implied, as to results to be obtained by the adviser, owners of the ETF, or any other person or entity from the use of the Index or any data included therein. Nasdaq, Inc. and its respective affiliates make no express or implied warranties, and expressly disclaim all warranties, of merchantability or fitness for a particular purpose or use with respect to the Index or any data included therein. Without limiting any of the foregoing, in no event shall Nasdaq, Inc. or its respective affiliates have any liability for any lost profits or indirect, punitive, special or consequential damages or losses, even if notified of the possibility of such damages.

**Important Information**

Copyright © 2019 Legal & General. This document is subject to copyright. Any unauthorised use is strictly prohibited. All rights are reserved.

Issued by LGIM ETF Managers Limited as management company for this fund. Registered in Ireland No. 454170. Registered Office: 6th Floor, 2 Grand Canal Square, Dublin, 2, Ireland. Authorised and Regulated by the Central Bank of Ireland No. C50537.

GO ETF Solutions LLP has been appointed as the discretionary investment manager for this Fund, it is authorised and regulated by the Financial Conduct Authority No.477266.

We are a member of the Irish Funds Association.

All features described in this factsheet are those current at the time of publication and may be changed in the future. Nothing in this factsheet should be construed as advice and it is therefore not a recommendation to buy or sell securities. If in doubt about the suitability of this product, you should seek professional advice. Copies of the prospectus, key investor information document, annual and semi-annual reports & accounts are available free of charge on request or at [www.lgimetf.com](http://www.lgimetf.com).

This document is only directed at investors resident in jurisdictions where our funds are registered for sale. It is not an offer or invitation to persons outside of those jurisdictions.