

# L&G Absolute Return Bond Plus Fund




SICAV (UCITS compliant) P-Class EUR (Hedged) Dist

## FUND AIM

The Fund aims to generate positive returns in all market conditions. The Fund has a higher performance target than that of the L&G Absolute Return Bond Fund. The Fund aims to meet its performance objectives over a rolling three year period. There can be no assurance that the Fund will achieve its investment objective.

## RISK AND REWARD PROFILE



The synthetic risk and reward indicator (SRRI) is based on the historic volatility of the fund's value and it may change in the future.

The fund is in category 4 because it invests in company or government bonds which are sensitive to changes in interest rates, inflation and credit. This can be driven by political and economic changes and other significant events and may cause the value to fluctuate.

For more information, please refer to the Key Risks section on page 3.

## WHO IS THIS FUND FOR?

- This fund is designed for investors looking for income or growth from an investment in fixed income securities
- Although investors can take their money out at any time, this fund may not be appropriate for those who plan to withdraw their money within five years
- This fund is not designed for investors who cannot afford more than a minimal loss of their investment
- If you do not understand this document we recommend you seek additional information to help you decide if this fund is right for you

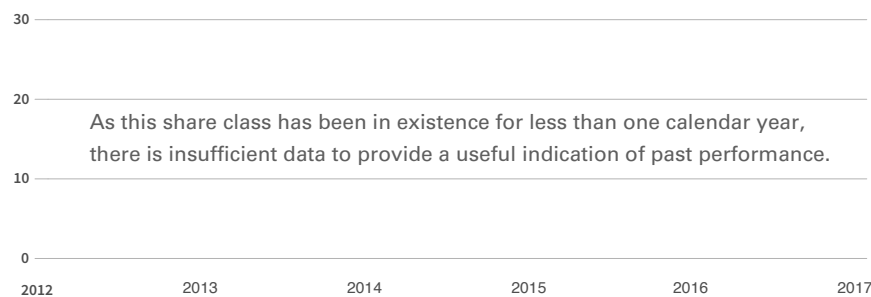
## FUND FACTS

Fund size <b>€262.5m</b>	Base currency <b>USD</b>	Share class benchmark <b>ICE BofAML USD LIBOR 3M Cons Mat TR EURH</b>
Launch date <b>29 Nov 2013</b>	Domicile <b>Luxembourg</b>	Modified duration <b>0.72 years</b>

## COSTS

Initial charge <b>0%</b>	Ongoing charge <b>1.33%</b>
Price basis <b>Single- full swing</b>	Dilution adjustment <b>0.57%- round trip</b>

## PERFORMANCE (%)



	1m	3m	1y	3y	Launch
■ Fund	-	-	-	-	-
■ Benchmark	-	-	-	-	-
Relative	-	-	-	-	-

## 12 MONTH PERFORMANCE TO MOST RECENT QUARTER (%)

12 months to 31 December	2018	2017	2016	2015	2014
Fund	-	-	-	-	-
Benchmark	-	-	-	-	-
Relative	-	-	-	-	-

All performance periods over a year will be annualised. Performance for the P EUR (Hedged) Dist share class in EUR, launched on 24 August 2018. Source: Lipper. Performance assumes all fund charges have been taken and that all income generated by the investments, after deduction of tax, remains in the fund. This fund has adopted a single swinging price, this means that on any given day the single dealing price will be set at either bid, offer or somewhere in between, based on whether there was a net inflow or outflow into or out of the Fund. The past performance depicted in this factsheet is based on that dealing price and therefore may appear more volatile than it would otherwise be if we were to show the notional bid or offer performance, this is as a result of the daily swing.

**Past performance is not a guide to future returns. The value of your investment and any income taken from it is not guaranteed and may go up and down.**

## FUND SNAPSHOT

- Aims to generate positive returns in all market conditions
- Invests in a broad range of fixed income asset classes
- Seeks alpha via a range of additional investments including CDS, rates and global currencies

## PORTFOLIO BREAKDOWN

All data source LGIM unless otherwise stated. Totals may not sum due to rounding.

### CURRENCY (%)

USD	95.6	
GBP	2.4	
EUR	1.9	
AUD	0.2	
BRL	0.1	
NZD	0.1	
JPY	0.1	
HKD	-0.2	
Other	0.0	

This is the currency breakdown before allowing for any hedging the fund may use.

### CREDIT EXPOSURE (NET %)

#### Credit Long/Short

Investment Grade	0.15	
High Yield	0.1	
EM Debt	0.08	

Total Net Exposure 0.33

■ Long Exposure ■ Short Exposure  
◆ Net Exposure

Total net credit exposure is the impact on profit/loss to the portfolio calculated as the impact of a 5% move tighter in credit spreads based on a reference level of 100% Itraxx Eur Main (with 4yr CS01 Duration Equivalent).

### CREDIT RATING (%)

AAA	6.3	
AA	2.4	
A	21.0	
BBB	35.1	
BB	12.8	
B	10.3	
CCC	1.3	
NR	0.6	
Cash	10.1	
Other	0.0	

### SECTOR (%)

Banks	13.7	
Cash and Equivalents	10.0	
Consumer Goods	9.8	
ABS	9.3	
Sovereign	8.9	
Financial Services	4.9	
Oil & Gas	4.8	
Real Estate	4.1	
Utilities	4.0	
Consumer Services	3.8	
Basic Materials	3.8	
Telecommunications	3.5	
Technology	2.6	
Health Care	1.7	
Other	15.2	

### COUNTRY (PV %)

United States	37.8	
United Kingdom	14.1	
China	2.8	
Argentina	2.6	
Spain	2.2	
India	2.1	
France	2.1	
Germany	1.9	
Switzerland	1.8	
Other	32.6	

### TOP 10 ISSUERS (%)

Cedar Springs Cap	2.9
Wheels Inc	2.3
Citigroup Inc	2.3
AT&T Inc	1.9
Banco Santander SA	1.9
Concord Minute	1.7
Sabmiller Plc	1.7
Chariot Funding LLC	1.7
Alliancebernstein	1.7
Unicredit Spa	1.5



■ Top 10 issuers 19.5%  
■ Rest of portfolio 80.5%  
No. of issuers 587

## FUND MANAGER COMMENTARY

Risky assets continued to rally in February, although not quite as much as they did during January. Throughout the month, the US/China trade talks resulted in a further delay to new tariffs; a bumper Chinese credit number promised an improvement in economic activity; and a no-deal Brexit appeared to become less likely.

The fund delivered positive returns in February, with our dynamic asset allocation contributing positively given the continued strength in credit markets. However, our macro hedges detracted from performance given the market strength and the outperformance of synthetic credit over cash bonds. Our global best ideas were positive for performance over the month with notable contributions from General Electric following the announcement of the sale of their BioPharma business and Syngenta given the stabilisation in Chinese economic data. In rates positioning, our bias to being long euro rates (primarily through curve flatteners) versus US rates (primarily through long breakeven inflation positions) worked well.

Looking ahead, we believe credit and equity valuations can continue to recover until they reach the peaks of 2018. However, a lot of good news is starting to be priced into markets. In addition, should economic activity improve, we would expect yields to increase and global financing conditions to tighten once more.



### JULIEN HOUDAIN


Julien is a portfolio manager in the Global Fixed Income team where he is responsible for global credit and absolute return mandates. He joined LGIM in September 2007 from Fortis Investments, where he was a quantitative strategist in the structured finance team and developed market standard and proprietary models for the pricing and risk management of credit derivatives as well as trading and hedging strategies. Julien has a PhD in financial modelling from the Ecole Normale Supérieure, Paris, France.

## KEY RISKS

- This fund holds bonds that are traded through agents, brokers or investment banks matching buyers and sellers. This makes the bonds less easy to buy and sell than investments traded on an exchange. In exceptional circumstances the fund may not be able to sell bonds and may defer withdrawals, or suspend dealing. The Directors can only delay paying out if it is in the interests of all investors and with the permission of the fund depositary.
- The fund invests directly or indirectly in bonds which are issued by companies or governments. If these companies or governments experience financial difficulty, they may be unable to pay back some or all of the interest, original investment or other payments that they owe. If this happens, the value of the fund may fall.
- The fund could lose money if any institution providing services such as acting as counterparty to derivatives or other instruments, becomes unwilling or unable to meet its obligations to the fund.
- Derivatives are highly sensitive to changes in the value of the asset on which they are based and can increase the size of losses and gains. The impact to the fund can be greater where derivatives are used in an extensive or complex way.
- The fund may have underlying investments that are valued in currencies that are different from the currency of this share class. Exchange rate fluctuations will impact the value of your investment. Currency hedging techniques may be applied to reduce this impact but may not entirely eliminate it.
- We may take some or all of the ongoing charges from the fund's capital rather than the fund's income. This increases the amount of income, but it reduces the growth potential and may lead to a fall in the value of the fund.
- Investment returns on bonds are sensitive to trends in interest rate movements. Such changes will affect the value of your investment.

For more information, please refer to the key investor information document on our website [↗](#)

## COUNTRY REGISTRATION



### SPOTLIGHT ON LEGAL & GENERAL INVESTMENT MANAGEMENT

We are one of Europe's largest asset managers and a major global investor, with assets under management of €1,113.61 billion (as at 30 June 2018). We work with a wide range of global clients, including pension schemes, sovereign wealth funds, fund distributors and retail investors.

Assets under management include derivative positions and assets managed by LGIMA, an SEC Registered Investment Advisor.

## DEALING INFORMATION

Valuation frequency Daily, 16:00 CET

Dealing frequency Each Business Day

Settlement period T+3

Administrator/Custodian Northern Trust

## CODES

ISIN LU0989307870

Bloomberg LGAPEHD LX

## TO FIND OUT MORE

Legal & General SICAV C/O Northern Trust  
Luxembourg Management Company S.A.  
6 rue Lou Hemmer L-1748  
Senningerberg Grand-Duché de Luxembourg

 Visit [www.lgim.com](http://www.lgim.com)

 Call **+352 276 222 514**

 Email [LGIM-TALUX@ntrs.com](mailto:LGIM-TALUX@ntrs.com)

We may record and monitor calls. Call charges will vary.

## Important information

Issued by LGIM Managers (Europe) Limited as management company for this fund. Registered in Ireland No. 609677. Registered Office: 33/34 Sir John Rogerson's Quay, Dublin, 2, Ireland. Authorised and Regulated by the Central Bank of Ireland No. C173733. Legal & General Investment Management Limited has been appointed as the discretionary investment manager for this fund, it is authorised and regulated by the Financial Conduct Authority No. 119272. All features described in this factsheet are those current at the time of publication and may be changed in the future. Nothing in this factsheet should be construed as advice and it is therefore not a recommendation to buy or sell securities. If in doubt about the suitability of this product, you should seek professional advice. No investment decisions should be made without first reviewing the key investor information document of the Fund ("KIID") which can be obtained from [www.lgim.com](http://www.lgim.com). This factsheet is only directed at investors resident in jurisdictions where this fund is registered for sale. It is not an offer or invitation to persons outside of those jurisdictions. We reserve the right to reject any applications from outside of such jurisdictions.

The state of the origin of the fund is Luxembourg. In Switzerland, the representative is ACOLIN Fund Services AG, Leutschenbachstrasse 50, CH-8050 Zurich, whilst the paying agent is NPB Neue Privat Bank AG, Limmatquai 1/am Bellevue, P.O. Box, CH-8024 Zurich. The prospectus, the Key Investor Information Documents, the articles of incorporation as well as the annual and semi-annual reports may be obtained free of charge from the representative. In respect of the shares distributed in or from Switzerland, the place of performance and jurisdiction is at the registered office of the representative. Past performance is no indication of current or future performance. The performance data do not take account of the commissions and costs incurred on the issue and redemption of shares.

Source ICE BofAML, used with permission. ICE BofAML is licensing the ICE BofAML indices "as is," makes no warranties regarding same, does not guarantee the suitability, quality, accuracy, timeliness, and/or completeness of the ICE BofAML indices or any data included in, related to, or derived therefrom, assumes no liability in connection with their use, and does not sponsor, endorse, or recommend Legal & General Investment Management or its affiliates, or any of its products or services.

**Internal Fund Code: 5401**