

# Legal & General UK Special Situations Trust



Unit Trust (UCITS compliant) I-Class GBP

Base currency: **GBP**

Domicile: **UK**

## FUND AIM

The objective of the Fund is to provide growth above that of the FTSE All Share TR Net Index, the "Benchmark Index". The Fund aims to outperform the Benchmark Index by 5% per annum. This objective is before the deduction of any charges and measured over rolling three year periods.

## RISK AND REWARD PROFILE



The synthetic risk and reward indicator (SRRI) is based on the historic volatility of the fund's value and it may change in the future.

The fund is in category 5 because it invests in company shares which are sensitive to variations in the stock market. The value of company shares can change substantially over short periods of time.

For more information, please refer to the Key Risks section on page 3.

## WHO IS THIS FUND FOR?

- This fund is designed for investors looking for a more specialist investment providing growth from an investment in shares of UK companies which are considered undervalued due to their special situation.
- Although investors can take their money out at any time, this fund may not be appropriate for those who plan to withdraw their money within five years.
- This fund is not designed for investors who cannot afford more than a minimal loss of their investment.
- If you do not understand this document we recommend you seek additional information to help you decide if this fund is right for you.

## FUND FACTS

Fund size <b>£152.4m</b>	Launch date <b>10 Nov 2008</b>
Historical yield <b>3.9%</b>	

## COSTS

Initial charge <b>0.00%</b>	Ongoing charge <b>0.79%</b>
Price basis <b>Dual</b>	Bid / Offer spread <b>0.76%</b>

## BENCHMARKS

Target benchmark  
**FTSE All Share TR Net Index +5%**

Comparator benchmark  
**IA Sector: UK All Companies**

For detail on price basis methodologies please refer to the 'Guide to Investing With Us' found on our website. [🔗](#)

## PERFORMANCE (%)



	1 month	3 months	1 year	3 years	5 years
■ Fund	-24.64	-34.17	-30.02	-31.25	-11.16
■ Benchmark	-14.46	-23.89	-14.63	1.17	29.68
Relative to Benchmark	-10.18	-10.28	-15.39	-32.42	-40.84
Comparator	-18.53	-28.02	-19.15	-14.56	-1.57

## 12 MONTH PERFORMANCE TO MOST RECENT QUARTER (%)

12 months to 31 March	2020	2019	2018	2017	2016
Fund	-30.02	-5.59	4.05	19.81	7.87
Benchmark	-14.63	11.96	5.84	27.07	0.88
Relative to Benchmark	-15.39	-17.55	-1.79	-7.26	6.99
Comparator	-19.15	2.79	2.74	18.13	-2.48

Performance for the I Inc unit class in GBP, launched on 10 November 2008. Source: Lipper. Performance assumes all fund charges have been taken and that all income generated by the investments, after deduction of tax, remains in the fund.

**Past performance is not a guide to the future.**

## FUND SNAPSHOT

- **What does it invest in?** Invests at least 80% in shares of UK companies which are considered to be undervalued by the market, where the Manager believes there to be a catalyst (a feature or market event) which should increase the value of the company.
- **How does it invest?** Actively managed, with holdings in between 30 and 60 companies on average over a typical market cycle of 3-5 years, which means the fund may be concentrated at times.

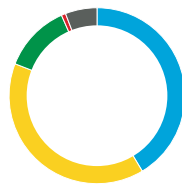


## PORTFOLIO BREAKDOWN

All data source LGIM unless otherwise stated. Totals may not sum due to rounding.

### COUNTRY (%)

	United Kingdom	100.0
--	----------------	-------



### MARKET CAPITALISATION (%)

Large	41.4
Mid	39.5
Small	12.5
Micro	0.8
Cash and Equivalents	5.8













■ Top 10 holdings 43.2%  
■ Rest of portfolio 56.9%  
No. of holdings 46











### TOP 10 HOLDINGS (%)

BP	6.1
Tesco	5.8
St. James's Place	4.7
Prudential	4.7
Energiean Oil & Gas	4.5
Smith (DS)	4.3
Taylor Wimpey	4.0
Standard Chartered	3.3
Grit Real Estate Income Group	3.2
Associated British Foods	2.7

### TOP SECTOR OVER/UNDERWEIGHTS (%)

	Fund	Relative	
Consumer Services	19.7	8.7	
Industrials	15.8	4.4	
Financials	30.0	4.0	
Technology	3.7	2.6	
Unclassified	2.6	2.6	
Telecommunications	0.0	-2.4	
Consumer Goods	12.7	-2.9	
Utilities	0.0	-3.7	
Basic Materials	3.1	-4.3	
Health Care	0.3	-10.8	

### TOP 5 STOCK OVER/UNDERWEIGHTS (%)

	Fund	Relative	
Tesco	5.8	4.6	
St. James's Place	4.7	4.5	
Energiean Oil & Gas	4.5	4.4	
Smith (DS)	4.3	4.1	
Taylor Wimpey	4.0	3.8	
HSBC Holdings	1.7	-3.5	
British American Tobacco	0.0	-3.6	
GlaxoSmithKline	0.0	-4.2	
AstraZeneca	0.0	-5.4	
Royal Dutch Shell	0.0	-6.2	

## FUND MANAGER COMMENTARY

The aggressive sell-off for risk assets in March resulted in heavy falls for equity markets. We've seen global demand collapse and supply shock, which drove a 10-day halving of oil prices. Through the month, we saw an increasing number of corporates cutting dividends and suspending buybacks amid a growing cash preservation stance.

Turning to UK equity market performance, all sectors reported varying degrees of negative returns as equities de-rated sharply. Healthcare, Utilities and Consumer Goods sectors were relative outperformers, highlighting the defensive tilt of investors. Meanwhile, cyclicals and rate-sensitive sectors were the laggards. By size, Mid and Small-caps underperformed Large-cap companies. At the factor level, Value lagged Quality and Growth styles. As we approach the Q1 earnings season we appear set for downgrades, given still high expectations from analysts, however we think these are widely anticipated by investors.

The L&G UK Special Situations fund reported a disappointing negative return of -24.8% in March. Relative underperformance against the benchmark was predominantly driven by stock selection, with notable weakness in Consumer Goods, Financials and Consumer Services. The fund's underweight allocation to Healthcare has also been unhelpful. By company, Carnival, Taylor Wimpey, Cineworld, Gym Group and Hyve Group were the biggest detractors. Broadly, our UK domestic exposure endured a difficult month. We did however, see positive contributions from Huntsworth, Tesco and Yellow Cake. On trading activity, we took advantage of recent share price weakness to add consumer names SSP Group, Next and Hollywood Bowl to the portfolio. We exited Hunting and Huntsworth.



### ROBERT WHITE

Robert joined LGIM in 2018 as a Fund Manager for the UK Special Situations Trust. Prior to this Robert worked at Mirabaud Asset Management where he was an Assistant Fund Manager (2013 to 2018) on the UK Equities Core product. Before that he worked at PWC in their Transaction Services division. In total he has over 10 years experience working within financial services. He read Philosophy, Politics and Economics at Pembroke College, Oxford and is a member of the Institute of Chartered Accountants in England and Wales.

**KEY RISKS**

- The value of an investment and any income taken from it is not guaranteed and can go down as well as up; you may not get back the amount you originally invested.
- The return from this fund is dependent on relatively few individual investments. This means that a fall in the value of an individual investment can have a major impact on the overall performance of the fund.
- The fund could lose money if any institution providing services such as acting as counterparty to derivatives or other instruments, becomes unwilling or unable to meet its obligations to the fund.
- Derivatives are highly sensitive to changes in the value of the asset on which they are based and can increase the size of losses and gains.
- The fund may have underlying investments that are valued in currencies that are different from sterling (British pounds). Exchange rate fluctuations will impact the value of your investment. Currency hedging techniques may be applied to reduce this impact but may not entirely eliminate it.

For more information, please refer to the key investor information document on our website [↗](#)

**LATEST DISTRIBUTION INFORMATION**

For distributing unit classes, the latest payments are shown below. Please note that these payments are not guaranteed, are at the discretion of the manager and may be paid out of capital.

Type	Ex-div date	Pay date	Pence per unit
Final	16 Sep 19	14 Nov 19	1.84p
Interim	15 Mar 19	14 May 19	0.92p
Final	17 Sep 18	14 Nov 18	1.31p
Interim	15 Mar 18	14 May 18	0.26p



**SPOTLIGHT ON LEGAL & GENERAL INVESTMENT MANAGEMENT**

We are one of Europe’s largest asset managers and a major global investor, with assets under management of £1,196.2 billion (as at 31 December 2019). We work with a wide range of global clients, including pension schemes, sovereign wealth funds, fund distributors and retail investors.

Source: LGIM internal data as at 31 December 2019. The AUM disclosed aggregates the assets managed by LGIM in the UK, LGIMA in the US and LGIM Asia in Hong Kong. The AUM includes the value of securities and derivatives positions.

**DEALING INFORMATION**

Valuation frequency	Daily, 12pm (UK time)
Dealing frequency	Daily
Settlement period	T+4

**CODES**

<b>ISIN</b>	I Acc	GB00B3DMY345
	I Inc	GB00B3DMY121
<b>SEDOL</b>	I Acc	B3DMY34
	I Inc	B3DMY12
<b>Bloomberg</b>	I Acc	LGUKSIA
	I Inc	LGUKSII

**TO FIND OUT MORE**

 Visit [www.legalandgeneral.com](http://www.legalandgeneral.com)

 Call **0370 050 0955**

 Email [investments@landg.com](mailto:investments@landg.com)

Lines are open Monday to Friday 8.30am to 6.00pm. We may record and monitor calls. Call charges will vary.

**Important information**

Copyright © 2020 Legal & General. This document is subject to copyright. Any unauthorised use is strictly prohibited. All rights are reserved. Issued by Legal & General (Unit Trust Managers) Limited as management company for this fund. Registered in England and Wales No. 01009418. Registered Office: One Coleman Street, London, EC2R 5AA. Authorised and Regulated by the Financial Conduct Authority No. 119273. We are members of the Investment Association. All features described in this fact sheet are those current at the time of publication and may be changed in the future. Nothing in this fact sheet should be construed as advice and it is therefore not a recommendation to buy or sell investments. If in doubt about the suitability of this product, you should seek professional advice. No investment decisions should be made without first reviewing the key investor information document of the Fund (“KIID”) which can be obtained from [www.legalandgeneral.com](http://www.legalandgeneral.com). This fact sheet is only directed at investors resident in jurisdictions where this fund is registered for sale. It is not an offer or invitation to persons outside of those jurisdictions. We reserve the right to reject any applications from outside of such jurisdictions.

Source: London Stock Exchange Group plc and its group undertakings (collectively, the “LSE Group”). © LSE Group 2020. FTSE Russell is a trading name of certain of the LSE Group companies. “FTSE®” is a trade mark of the relevant LSE Group companies and is used by any other LSE Group company under license. All rights in the FTSE Russell indexes or data vest in the relevant LSE Group company which owns the index or the data. Neither LSE Group nor its licensors accept any liability for any errors or omissions in the indexes or data and no party may rely on any indexes or data contained in this communication. No further distribution of data from the LSE Group is permitted without the relevant LSE Group company’s express written consent. The LSE Group does not promote, sponsor or endorse the content of this communication.